

Configuration: Asset Models



This guide provides a step-by-step process for configuring asset models, making it essential for users looking to streamline their asset management. By following the instructions, you can efficiently create, edit, and delete models, ensuring your asset database is organized and up-to-date. It's a valuable resource for anyone seeking to enhance their operational workflows with clear, actionable steps.

Create Model

1

In this guide, we're going to look at how we can create standard model names for assets. To begin, click on Configuration.

The screenshot shows the 'Asset Register' page in the 'micadpro' application. The left sidebar has a 'Configuration' menu item highlighted with a yellow circle. The main content area displays a table of assets. The table has columns for ID, Description, Status, Type, Sub Type, and Region. The 'Status' column shows various states like 'Broken', 'Expired', and 'Existing/In Use'. The 'Type' column includes 'Fire Doors', 'Air Handling Unit', and 'Extractor Fan'. The 'Sub Type' column lists specific equipment like 'ANAESTHETICS GEN EQUIP' and 'BOYLES MACHINE'. The 'Region' column shows 'C_TestRegionLoc34' and 'R_oss Hall Hospital'.

ID	DESCRIPTION	STATUS	TYPE	SUB TYPE	REGION
4	Fire Door - 00004	Broken	Fire Doors	ANAESTHETICS GEN EQUIP	C_TestRegionLoc34
5	Fire Door - 00005	Broken	Fire Doors	BOYLES MACHINE	R_oss Hall Hospital
6	Fire Door - 00006	Broken	Air Handling Unit	DENTAL ANAESTHETIC EQUIP	R_oss Hall Hospital
7	Fire Door - 00007	Expired	Fire Doors	RESUSCITATION TROLLEY	R_oss Hall Hospital
8	Fire Door - 00008	Existing/In Use	Fire Doors	TestAV-ST	R_oss Hall Hospital
9	Fire Door - 00009	Existing/In Use	Air Handling Unit	RESUSCITATION TROLLEY	R_oss Hall Hospital
10	Fire Door - 00010	Existing/In Use	Extractor Fan	RESUSCITATION TROLLEY	R_oss Hall Hospital
11	Fire Door - 00011	Existing/In Use	Fire Door - 60min	INCUBATOR	R_oss Hall Hospital
12	Fire Door - 00012	Existing/In Use	Air Handling Unit	PULMONARY FUNCTION REC	R_oss Hall Hospital
13	Fire Door - 00013	Existing/In Use	Fire Door - 30min	BOYLES MACHINE	R_oss Hall Hospital
14	Fire Door - 00014	Existing/In Use	Fire Door - 30min	RESUSCITATION TROLLEY	R_oss Hall Hospital

2 Click "Edit Model"

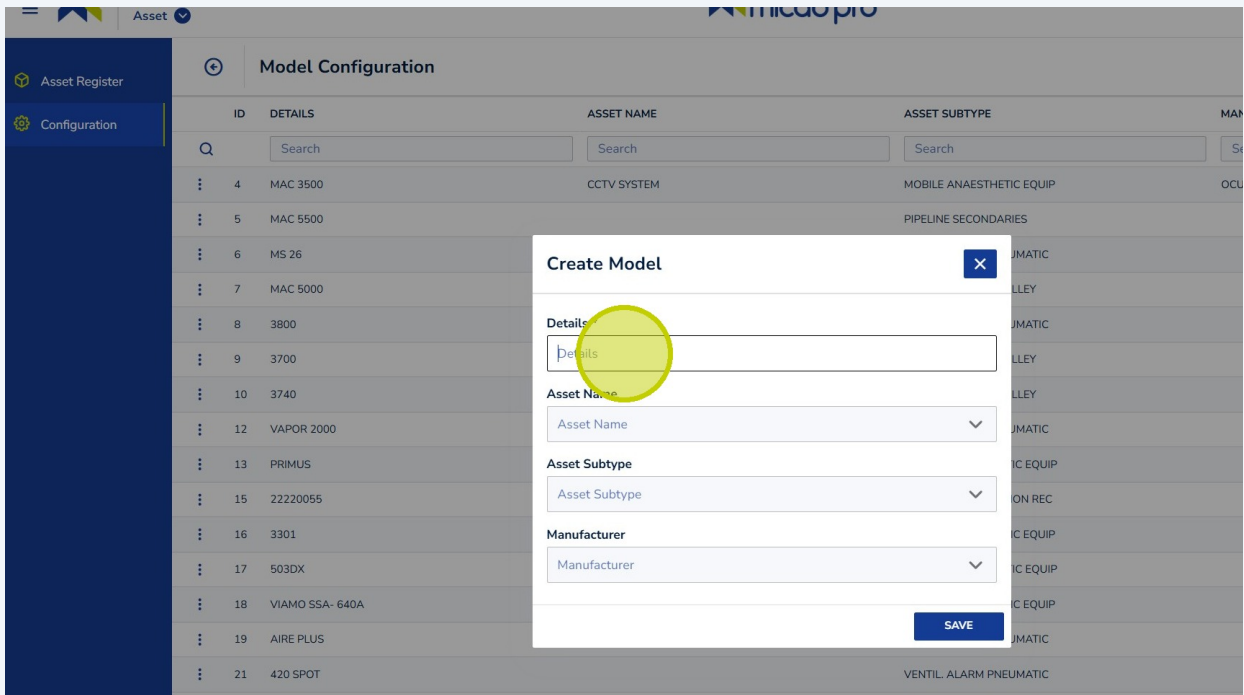
The screenshot shows the micad pro dashboard. At the top, there is a navigation bar with the micad pro logo, a home icon, a notification bell, and a user profile for Ian Johnson (Admin [devalpha]). Below the navigation bar, there is a grid of configuration options. The 'Model' option is highlighted with a yellow circle, and its 'Edit Model' button is also highlighted with a yellow circle. Other options include Asset Type, Asset Sub Type, Unit, Availabilities, Custom Fields, Edit Asset Status, Edit Supplier, and System Parameters.

3 To create a new model, click this button.

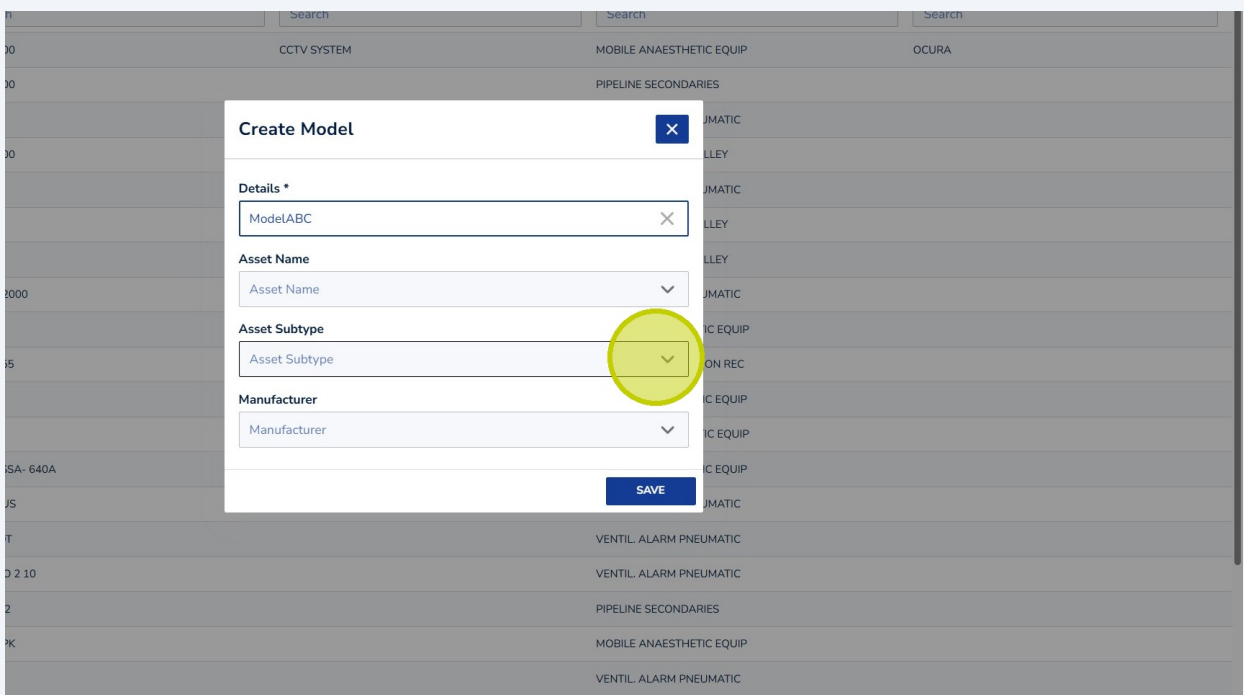
The screenshot shows the micad pro Configuration page. At the top, there is a navigation bar with the micad pro logo, a home icon, a notification bell, and a user profile for Ian Johnson (Admin [devalpha]). Below the navigation bar, there is a 'Configuration' section. A 'Create Model' button is highlighted with a yellow circle. Below the button, there is a table with columns for ASSET NAME, ASSET SUBTYPE, and MANUFACTURER. The table contains several rows of data, including 'CCTV SYSTEM', 'MOBILE ANAESTHETIC EQUIP', 'OCURA', 'PIPELINE SECONDARIES', 'VENTIL. ALARM PNEUMATIC', 'RESUSCITATION TROLLEY', 'DENTAL ANAESTHETIC EQUIP', and 'PULMONARY FUNCTION REC'.

	ASSET NAME	ASSET SUBTYPE	MANUFACTURER
h	<input type="text" value="Search"/>	<input type="text" value="Search"/>	<input type="text" value="Search"/>
00	CCTV SYSTEM	MOBILE ANAESTHETIC EQUIP	OCURA
00		PIPELINE SECONDARIES	
		VENTIL. ALARM PNEUMATIC	
00		RESUSCITATION TROLLEY	
		VENTIL. ALARM PNEUMATIC	
		RESUSCITATION TROLLEY	
		RESUSCITATION TROLLEY	
0000		VENTIL. ALARM PNEUMATIC	
		DENTAL ANAESTHETIC EQUIP	
05		PULMONARY FUNCTION REC	
		MOBILE ANAESTHETIC EQUIP	
		DENTAL ANAESTHETIC EQUIP	
ISA- 640A		MOBILE ANAESTHETIC EQUIP	
05		VENTIL. ALARM PNEUMATIC	
-			

4 Click into the Details box to give this model a name.



5 **NOTE:** Currently under development is the ability to give assets a standard name. This field will currently be blank but we will give you the options at a later date to populate this. You can, however, attach a model to an asset subtype. Click in the drop-down and choose the subtype.



6 choose the subtype

The screenshot shows the 'Model Configuration' interface. On the left, there is a sidebar with 'Asset Register' and 'Configuration' options. The main area displays a table of assets with columns for ID and DETAILS. A dropdown menu is open, showing a list of asset subtypes. The 'INCUBATOR' option is highlighted with a yellow circle. Below the dropdown, there are fields for 'Asset Subtype' and 'Manufacturer', and a 'SAVE' button.

ID	DETAILS
4	MAC 3500
5	MAC 5500
6	MS 26
7	MAC 5000
8	3800
9	3700
10	3740
12	VAPOR 2000
13	PRIMUS
15	22220055
16	3301
17	503DX
18	VIAMO SSA- 640A
19	AIRE PLUS

Asset Subtype: INCUBATOR

Manufacturer: Manufacturer

SAVE

7 You can also link to a manufacturer. Click the manufacturer drop-down.

The screenshot shows the 'Create Model' dialog box. It has a title bar with a close button. The fields are: 'Details *' (text input with ModelABC), 'Asset Name' (dropdown with Asset Name), 'Asset Subtype' (dropdown with INCUBATOR), and 'Manufacturer' (dropdown with Manufacturer). The 'Manufacturer' dropdown is highlighted with a yellow circle. There is a 'SAVE' button at the bottom. The background shows a table of assets.

ModelABC

Asset Name

INCUBATOR

Manufacturer

SAVE

Rows per page: 25 | 1 - 25 of 496 | 1 2 3 ... 20 > |

8 Choose from the selection.

The screenshot shows the 'Model Configuration' page in a web application. On the left, there is a sidebar with 'Asset Register' and 'Configuration' options. The main area displays a table with columns 'ID' and 'DETAILS'. A search bar is present above the table. A dropdown menu is open, showing a list of manufacturers. The manufacturer 'SOMNOMEDICS' is highlighted with a green circle. Below the list is a 'Manufacturer' input field and a 'SAVE' button.

ID	DETAILS
4	MAC 3500
5	MAC 5500
6	MS 26
7	MAC 5000
8	3800
9	3700
10	3740
12	VAPOR 2000
13	PRIMUS
15	22220055
16	3301
17	503DX
18	VIAMO SSA- 640A
19	AIRE PLUS

Manufacturer selection list:

- SOMNOMEDICS
- INSPIRED MEDICAL
- OPEMED (UNITED CARE) LIMITED
- HUMAN CARE HC AB
- HANDICARE PATIENT HANDLING LIMITED
- DAEWOO INTERNATIONAL (EUROPE) LIMITED
- CEM
- VICTOR FLOOR CARE
- DIVERSEY INDUSTRIAL LIMITED (JEYES)
- CHILTERN INVADEX
- RESMED
- OCURA
- BNOS MEDITECH LTD

Manufacturer:

SAVE

9 Click Save.

The screenshot shows the 'Create Model' dialog box overlaid on a table of 'PIPELINE SECONDARIES'. The dialog box has a title bar with a close button. It contains several fields: 'Details *' with the value 'ModelABC', 'Asset Name' with a dropdown menu, 'Asset Subtype' with the value 'INCUBATOR' and a dropdown arrow, and 'Manufacturer' with the value 'SOMNOMEDICS' and a dropdown arrow. A green circle highlights the 'SAVE' button at the bottom of the dialog box.

Details *

ModelABC

Asset Name

Asset Subtype

INCUBATOR

Manufacturer

SOMNOMEDICS

SAVE

Rows per page: 25 | 1 - 25 of 496 | 1 2 3 ... 20 > |

10

Your new model will appear at the bottom of the table. Be mindful of the number of records per page; if needed, use pagination.

30		PIPELINE SECONDARIES	
		VENTIL. ALARM PNEUMATIC	
30		RESUSCITATION TROLLEY	
		VENTIL. ALARM PNEUMATIC	
		RESUSCITATION TROLLEY	
		RESUSCITATION TROLLEY	
3000		VENTIL. ALARM PNEUMATIC	
		DENTAL ANAESTHETIC EQUIP	
35		PULMONARY FUNCTION REC	
		MOBILE ANAESTHETIC EQUIP	
		DENTAL ANAESTHETIC EQUIP	
ISA- 640A		MOBILE ANAESTHETIC EQUIP	
JS		VENTIL. ALARM PNEUMATIC	
IT		VENTIL. ALARM PNEUMATIC	
D 2 10		VENTIL. ALARM PNEUMATIC	
2		PIPELINE SECONDARIES	
3K		MOBILE ANAESTHETIC EQUIP	
		VENTIL. ALARM PNEUMATIC	
		VENTIL. ALARM PNEUMATIC	

Rows per page: 25 | 1 - 25 of 497 | 1 2 3 ... 20

Edit Model

11

To edit a model, double-click it in the grid.

522	COOL ARMOR		MOBILE ANAESTHETIC EQUIP	
523	DAIKIN FWM03CCFN6V3		MOBILE ANAESTHETIC EQUIP	
524	DAIKIN FWM04CCFN6V3		INCUBATOR	
525	DAIKIN VAM150FA8VE		VENTIL. ALARM PNEUMATIC	
526	DAIKIN VAM250FA8VE		PULMONARY FUNCTION REC	
527	DAIKIN FWM08CCFN6V3		PIPELINE SECONDARIES	
528	TE7		VENTIL. ALARM PNEUMATIC	
529	MCGRATH MAC		VENTIL. ALARM PNEUMATIC	
531	TRILOGY EVO		VENTIL. ALARM PNEUMATIC	
533	D25IN-A JS		MOBILE ANAESTHETIC EQUIP	
534	D5IN-A JS		BOYLES MACHINE	
535	MAC VU360		VENTIL. ALARM PNEUMATIC	
536	MAC 2000		RESUSCITATION TROLLEY	
537	MAC 600		BOYLES MACHINE	
540	I-MODEL	NURSE CALL	RESUSCITATION TROLLEY	RESMED
542	AVV-MODEL	ELECTRICAL INSTALLATION	RESUSCITATION TROLLEY	SOMNOMEDICS
543	AV-MODEL			
544	IJ Test Model	ELECTRICAL INSTALLATION	RESUSCITATION TROLLEY	SOMNOMEDICS
545	ModelABC		INCUBATOR	SOMNOMEDICS

Rows per page: 25 | 476 - 497 of 497 | 1 ... 18

12 Make the required changes.

The screenshot shows the 'Model Configuration' interface. An 'Edit Model' modal is open, displaying the following fields:

- Details ***: Input field containing 'ModelABC' (highlighted with a yellow circle).
- Asset Name**: Dropdown menu showing 'Asset Name'.
- Asset Subtype**: Dropdown menu showing 'INCUBATOR'.
- Manufacturer**: Dropdown menu showing 'SOMNOMEDICS'.

Buttons for 'DELETE' and 'SAVE' are visible at the bottom of the modal. The background table lists various asset models with columns for ID, DETAILS, ASSET NAME, ASSET SUBTYPE, and MANUFACTURER.

13 Click "Save"

This screenshot shows the same 'Edit Model' modal as in the previous step. A yellow circle highlights the 'SAVE' button at the bottom right of the modal. The background table is partially visible, showing asset details.

14 Alternatively, click on the three dots

⋮	522	COOL AP00		MOBILE ANAESTHETIC EQUIP	
⋮	523	DAIKIN FWM03CCFN6V3		MOBILE ANAESTHETIC EQUIP	
⋮	524	DAIKIN FWM04CCFN6V3		INCUBATOR	
⋮	525	DAIKIN VAM150FA8VE		VENTIL. ALARM PNEUMATIC	
⋮	526	DAIKIN VAM250FA8VE		PULMONARY FUNCTION REC	
⋮	527	DAIKIN FWM08CCFN6V3		PIPELINE SECONDARIES	
⋮	528	TE7		VENTIL. ALARM PNEUMATIC	
⋮	529	MCGRATH MAC		VENTIL. ALARM PNEUMATIC	
⋮	531	TRILOGY EVO		VENTIL. ALARM PNEUMATIC	
⋮	533	D25IN-A JS		MOBILE ANAESTHETIC EQUIP	
⋮	534	DSIN-A JS		BOYLES MACHINE	
⋮	535	MAC VU360		VENTIL. ALARM PNEUMATIC	
⋮	536	MAC 2000		RESUSCITATION TROLLEY	
⋮	537	MAC 600		BOYLES MACHINE	
⋮	540	IUMODEL	NURSE CALL	RESUSCITATION TROLLEY	R
⋮	542	AVV-MODEL	ELECTRICAL INSTALLATION	RESUSCITATION TROLLEY	S
⋮	543	AV-MODEL			
⋮	544	IJ Test Model	ELECTRICAL INSTALLATION	RESUSCITATION TROLLEY	S
⋮	545	ModelABCD		INCUBATOR	S

Rows per page: 25 | 476 - 49

15 and choose Edit.

⋮	522	COOL AP00		MOBILE ANAESTHETIC EQUIP	
⋮	523	DAIKIN FWM03CCFN6V3		MOBILE ANAESTHETIC EQUIP	
⋮	524	DAIKIN FWM04CCFN6V3		INCUBATOR	
⋮	525	DAIKIN VAM150FA8VE		VENTIL. ALARM PNEUMATIC	
⋮	526	DAIKIN VAM250FA8VE		PULMONARY FUNCTION REC	
⋮	527	DAIKIN FWM08CCFN6V3		PIPELINE SECONDARIES	
⋮	528	TE7		VENTIL. ALARM PNEUMATIC	
⋮	529	MCGRATH MAC		VENTIL. ALARM PNEUMATIC	
⋮	531	TRILOGY EVO		VENTIL. ALARM PNEUMATIC	
⋮	533	D25IN-A JS		MOBILE ANAESTHETIC EQUIP	
⋮	534	DSIN-A JS		BOYLES MACHINE	
⋮	535	MAC VU360		VENTIL. ALARM PNEUMATIC	
⋮	536	MAC 2000		RESUSCITATION TROLLEY	
⋮	537	MAC 600		BOYLES MACHINE	
⋮	540	IUMODEL	NURSE CALL	RESUSCITATION TROLLEY	R
⋮	542	AVV-MODEL	ELECTRICAL INSTALLATION	RESUSCITATION TROLLEY	S
⋮	543	AV-MODEL			
⋮	544	IJ Test Model	ELECTRICAL INSTALLATION	RESUSCITATION TROLLEY	S
⋮	545	ModelABCD		INCUBATOR	S

Rows per page: 25 | 476 - 49

16

You can search for models based on the model name in the details field. What will be the standard asset names? The name of the asset subtype or the name of the manufacturer.

The screenshot shows the 'micad pro' interface for 'Asset Register' > 'Configuration'. The main section is titled 'Model Configuration'. It features a table with columns: ID, DETAILS, ASSET NAME, and ASSET SUBTYPE. There are three search input fields: one in the 'DETAILS' column (highlighted with a yellow circle), one in the 'ASSET NAME' column, and one in the 'ASSET SUBTYPE' column. The table lists various medical equipment models such as SERVU, COOL AM06, and DAIKIN FWM03CCFN6V3.

ID	DETAILS	ASSET NAME	ASSET SUBTYPE
521	SERVU		MOBILE ANAESTHETIC EQUIP
522	COOL AM06		MOBILE ANAESTHETIC EQUIP
523	DAIKIN FWM03CCFN6V3		MOBILE ANAESTHETIC EQUIP
524	DAIKIN FWM04CCFN6V3		INCUBATOR
525	DAIKIN VAM150FA8VE		VENTIL. ALARM PNEUMATIC
526	DAIKIN VAM250FA8VE		PULMONARY FUNCTION REC
527	DAIKIN FWM08CCFN6V3		PIPELINE SECONDARIES
528	TE7		VENTIL. ALARM PNEUMATIC
529	MCGRATH MAC		VENTIL. ALARM PNEUMATIC
531	TRILOGY EVO		VENTIL. ALARM PNEUMATIC
533	D25IN-A JS		MOBILE ANAESTHETIC EQUIP
534	D5IN-A JS		BOYLES MACHINE
535	MAC VU360		VENTIL. ALARM PNEUMATIC
536	MAC 2000		RESUSCITATION TROLLEY
537	MAC 600		BOYLES MACHINE

Delete Asset Model

17 To delete an asset model, double-click to open the Model.

COOL ARMOR		MOBILE ANAESTHETIC EQUIP	
DAIKIN FWM03CCFN6V3		MOBILE ANAESTHETIC EQUIP	
DAIKIN FWM04CCFN6V3		INCUBATOR	
DAIKIN VAM150FA8VE		VENTIL. ALARM PNEUMATIC	
DAIKIN VAM250FA8VE		PULMONARY FUNCTION REC	
DAIKIN FWM08CCFN6V3		PIPELINE SECONDARIES	
TE7		VENTIL. ALARM PNEUMATIC	
MCGRATH MAC		VENTIL. ALARM PNEUMATIC	
TRILOGY EVO		VENTIL. ALARM PNEUMATIC	
D25IN-A JS		MOBILE ANAESTHETIC EQUIP	
D5IN-A JS		BOYLES MACHINE	
MAC VU360		VENTIL. ALARM PNEUMATIC	
MAC 2000		RESUSCITATION TROLLEY	
MAC 600		BOYLES MACHINE	
IUMODEL	NURSE CALL	RESUSCITATION TROLLEY	RESMED
AVV-MODEL	ELECTRICAL INSTALLATION	RESUSCITATION TROLLEY	SOMNOMEDICS
AV-MODEL			
IJ Test Model	ELECTRICAL INSTALLATION	RESUSCITATION TROLLEY	SOMNOMEDICS
ModelABCD		INCUBATOR	SOMNOMEDICS

Rows per page: 25 | 476 - 497 of 497 | < > 1 ... 18 19 20

18 Click "Delete"

The screenshot shows the 'Edit Model' dialog box overlaid on a table of asset models. The dialog box contains the following fields:

- Details ***: ModelABCD
- Asset Name**: Asset Name
- Asset Subtype**: INCUBATOR
- Manufacturer**: SOMNOMEDICS

At the bottom of the dialog box, there are two buttons: 'DELETE' (highlighted with a yellow circle) and 'SAVE'.

Rows per page: 25 | 476 - 497 of 497

19 Click OK to confirm.

U		MOBILE ANAESTHETIC EQUIP	
AM06		MOBILE ANAESTHETIC EQUIP	
FWM03CCFN6V3		MOBILE ANAESTHETIC EQUIP	
FWM04CCFN6V3		INCUBATOR	
VAM150FA8VE		VENTIL. ALARM PNEUMATIC	
VAM250FA8VE		PULMONARY FUNCTION REC	
FWM08CCFN6V3		PIPELINE SECONDARIES	
TH MAC		VENTIL. ALARM PNEUMATIC	
Y EVO		VENTIL. ALARM PNEUMATIC	
A JS		MOBILE ANAESTHETIC EQUIP	
JS		BOYLES MACHINE	
U360		VENTIL. ALARM PNEUMATIC	
000		RESUSCITATION TROLLEY	
00		BOYLES MACHINE	
EL	NURSE CALL	RESUSCITATION TROLLEY	RESMED
ODEL	ELECTRICAL INSTALLATION	RESUSCITATION TROLLEY	SOMNOMEDICS
DEL			
Model	ELECTRICAL INSTALLATION	RESUSCITATION TROLLEY	SOMNOMEDICS
BCD		INCUBATOR	SOMNOMEDICS

Confirm

Are you sure you want to delete the selected model(s)?

20 Alternatively click the three dots.

522	COOL RAMP	MOBILE ANAESTHETIC EQUIP	
523	DAIKIN FWM03CCFN6V3	MOBILE ANAESTHETIC EQUIP	
524	DAIKIN FWM04CCFN6V3	INCUBATOR	
525	DAIKIN VAM150FA8VE	VENTIL. ALARM PNEUMATIC	
526	DAIKIN VAM250FA8VE	PULMONARY FUNCTION REC	
527	DAIKIN FWM08CCFN6V3	PIPELINE SECONDARIES	
528	TE7	VENTIL. ALARM PNEUMATIC	
529	MCGRATH MAC	VENTIL. ALARM PNEUMATIC	
531	TRILOGY EVO	VENTIL. ALARM PNEUMATIC	
533	D25IN-A JS	MOBILE ANAESTHETIC EQUIP	
534	D5IN-A JS	BOYLES MACHINE	
535	MAC VU360	VENTIL. ALARM PNEUMATIC	
536	MAC 2000	RESUSCITATION TROLLEY	
537	MAC 600	BOYLES MACHINE	
540	I-MODEL	NURSE CALL	R
542	AVV-MODEL	ELECTRICAL INSTALLATION	S
543	AV-MODEL		
544	IJ Test Model	ELECTRICAL INSTALLATION	S
545	ModelABCD	INCUBATOR	S

Help

<<

⋮

Rows per page: 25 | 476 - 49

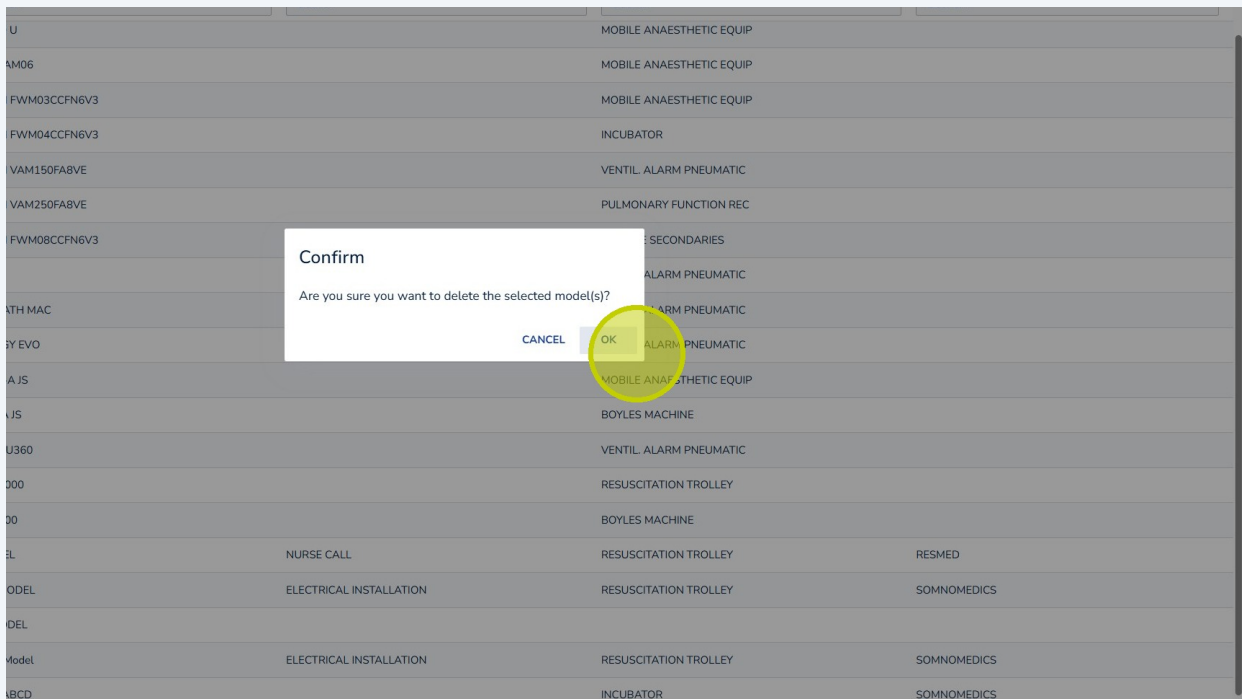
21 Click Delete.



A screenshot of a data table with a context menu open over the 'Delete' option. The table lists various medical equipment models and their descriptions. The 'Delete' option is highlighted with a yellow circle. A blue sidebar on the left contains a 'Help' icon and a back arrow. The bottom right corner shows 'Rows per page: 25' and '476 - 49'.

ID	Model	Description	Category
522	COUL AMP06	MOBILE ANAESTHETIC EQUIP	
523	DAIKIN FWM03CCFN6V3	MOBILE ANAESTHETIC EQUIP	
524	DAIKIN FWM04CCFN6V3	INCUBATOR	
525	DAIKIN VAM150FA8VE	VENTIL. ALARM PNEUMATIC	
526	DAIKIN VAM250FA8VE	PULMONARY FUNCTION REC	
527	DAIKIN FWM08CCFN6V3	PIPELINE SECONDARIES	
528	TE7	VENTIL. ALARM PNEUMATIC	
529	MCGRATH MAC	VENTIL. ALARM PNEUMATIC	
531	TRILOGY EVO	VENTIL. ALARM PNEUMATIC	
533	D25IN-A JS	MOBILE ANAESTHETIC EQUIP	
534	D5IN-A JS	BOYLES MACHINE	
535	MAC VU360	VENTIL. ALARM PNEUMATIC	
536	MAC 2000	RESUSCITATION TROLLEY	
537	MAC 600	BOYLES MACHINE	
540	IUMODEL	NURSE CALL	RESUSCITATION TROLLEY
542	AVV-MODEL	ELECTRICAL INSTALLATION	RESUSCITATION TROLLEY
543	MODEL	ELECTRICAL INSTALLATION	RESUSCITATION TROLLEY
544	Model	ELECTRICAL INSTALLATION	RESUSCITATION TROLLEY
545	ModelABCD	INCUBATOR	

22 Click OK to confirm.



A screenshot of a 'Confirm' dialog box overlaid on a table. The dialog box asks 'Are you sure you want to delete the selected model(s)?' and has 'CANCEL' and 'OK' buttons. The 'OK' button is highlighted with a yellow circle. The background table is dimmed and shows the same data as in the previous screenshot.

ID	Model	Description	Category
U		MOBILE ANAESTHETIC EQUIP	
AM06		MOBILE ANAESTHETIC EQUIP	
FWM03CCFN6V3		MOBILE ANAESTHETIC EQUIP	
FWM04CCFN6V3		INCUBATOR	
VAM150FA8VE		VENTIL. ALARM PNEUMATIC	
VAM250FA8VE		PULMONARY FUNCTION REC	
FWM08CCFN6V3		PIPELINE SECONDARIES	
TH MAC		VENTIL. ALARM PNEUMATIC	
Y EVO		VENTIL. ALARM PNEUMATIC	
A JS		MOBILE ANAESTHETIC EQUIP	
JS		BOYLES MACHINE	
U360		VENTIL. ALARM PNEUMATIC	
000		RESUSCITATION TROLLEY	
00		BOYLES MACHINE	
EL	NURSE CALL	RESUSCITATION TROLLEY	RESMED
ODEL	ELECTRICAL INSTALLATION	RESUSCITATION TROLLEY	SOMNOMEDICS
DEL			
Model	ELECTRICAL INSTALLATION	RESUSCITATION TROLLEY	SOMNOMEDICS
ABCD		INCUBATOR	SOMNOMEDICS

23

To delete models in bulk, put the grid into selection mode by clicking the three dots and clicking Select.

522	COOL AMP0	MOBILE ANAESTHETIC EQUIP		
523	DAIKIN FWM03CCFN6V3	MOBILE ANAESTHETIC EQUIP		
524	DAIKIN FWM04CCFN6V3	INCUBATOR		
525	DAIKIN VAM150FA8VE	VENTIL. ALARM PNEUMATIC		
526	DAIKIN VAM250FA8VE	PULMONARY FUNCTION REC		
527	DAIKIN FWM08CCFN6V3	PIPELINE SECONDARIES		
528	TE7	VENTIL. ALARM PNEUMATIC		
529	MCGRATH MAC	VENTIL. ALARM PNEUMATIC		
531	TRILOGY EVO	VENTIL. ALARM PNEUMATIC		
533	D25IN-A JS	MOBILE ANAESTHETIC EQUIP		
534	D5IN-A JS	BOYLES MACHINE		
535	MAC VU360	VENTIL. ALARM PNEUMATIC		
536	MAC 2000	RESUSCITATION TROLLEY		
537	MAC 600	BOYLES MACHINE		
540	IIMODEL	NURSE CALL	RESUSCITATION TROLLEY	R
542	AVV-MODEL	ELECTRICAL INSTALLATION	RESUSCITATION TROLLEY	S
543	AV-MODEL			
544	IJ Test Model	ELECTRICAL INSTALLATION	RESUSCITATION TROLLEY	S
545	ModelABCD		INCUBATOR	S

24

Make your selection and click delete.

<input type="checkbox"/>	522	COOL AMP0	MOBILE ANAESTHETIC EQUIP		
<input type="checkbox"/>	523	DAIKIN FWM03CCFN6V3	MOBILE ANAESTHETIC EQUIP		
<input type="checkbox"/>	524	DAIKIN FWM04CCFN6V3	INCUBATOR		
<input type="checkbox"/>	525	DAIKIN VAM150FA8VE	VENTIL. ALARM PNEUMATIC		
<input type="checkbox"/>	526	DAIKIN VAM250FA8VE	PULMONARY FUNCTION REC		
<input type="checkbox"/>	527	DAIKIN FWM08CCFN6V3	PIPELINE SECONDARIES		
<input type="checkbox"/>	528	TE7	VENTIL. ALARM PNEUMATIC		
<input type="checkbox"/>	529	MCGRATH MAC	VENTIL. ALARM PNEUMATIC		
<input type="checkbox"/>	531	TRILOGY EVO	VENTIL. ALARM PNEUMATIC		
<input type="checkbox"/>	533	D25IN-A JS	MOBILE ANAESTHETIC EQUIP		
<input checked="" type="checkbox"/>	534	D5IN-A JS	BOYLES MACHINE		
<input checked="" type="checkbox"/>	535	MAC VU360	VENTIL. ALARM PNEUMATIC		
<input checked="" type="checkbox"/>	536	MAC 2000	RESUSCITATION TROLLEY		
<input checked="" type="checkbox"/>	537	MAC 600	BOYLES MACHINE		
<input checked="" type="checkbox"/>	540	IIMODEL	NURSE CALL	RESUSCITATION TROLLEY	R
<input type="checkbox"/>	542	AVV-MODEL	ELECTRICAL INSTALLATION	RESUSCITATION TROLLEY	S
<input type="checkbox"/>	543	AV-MODEL			
<input type="checkbox"/>	544	IJ Test Model	ELECTRICAL INSTALLATION	RESUSCITATION TROLLEY	S

25

Click OK to confirm.

U		MOBILE ANAESTHETIC EQUIP	
AM06		MOBILE ANAESTHETIC EQUIP	
FWM03CCFN6V3		MOBILE ANAESTHETIC EQUIP	
FWM04CCFN6V3		INCUBATOR	
VAM150FA8VE		VENTIL. ALARM PNEUMATIC	
VAM250FA8VE		PULMONARY FUNCTION REC	
FWM08CCFN6V3		SECONDARIES	
		ALARM PNEUMATIC	
ATH MAC		ALARM PNEUMATIC	
Y EVO		ALARM PNEUMATIC	
A JS		MOBILE ANAESTHETIC EQUIP	
JS		BOYLES MACHINE	
U360		VENTIL. ALARM PNEUMATIC	
000		RESUSCITATION TROLLEY	
00		BOYLES MACHINE	
EL	NURSE CALL	RESUSCITATION TROLLEY	RESMED
O DEL	ELECTRICAL INSTALLATION	RESUSCITATION TROLLEY	SOMNOMEDICS
DEL			
Model	ELECTRICAL INSTALLATION	RESUSCITATION TROLLEY	SOMNOMEDICS
BCD		INCUBATOR	SOMNOMEDICS

Confirm

Are you sure you want to delete the selected model(s)?

CANCEL OK