



## Release notes

Micad IPR 3.9

12/06/2025

Document Version 4.3



## Contents

Introduction .....	3
New features for IPR 3.9 .....	3
Introducing Micad Pro HUB .....	4
HUB features and navigation .....	5
How to access Micad Pro HUB .....	6
Accessibility preparations for new Micad Pro HUB .....	7
How to sign in to HUB .....	8
System selection .....	9
The MICAD product suite is branded for NHSScotland in the name of SAMS.....	9
Admin Centre corporate branding.....	10
Admin Centre User management .....	12
Create user .....	12
Delete user .....	13
Edit access roles for existing users.....	14
Admin Centre HUB Notifications .....	15
2FA Authentication .....	16
Register account (Self-register setup for system administrators) .....	17
What you will need to enable self-register .....	17
Register account (Self-register for a new user) .....	19
IPR 3.9 User interface .....	21
NHSScotland specific variations of IPR, Leases, Terrier and Appraisal Modules. ....	22
Appraisal Module (SAMS) variant .....	22
Leases and Terrier module (SAMS) variant.....	23
Terrier Valuations .....	25
Data entry forms (SAMS) variant – SAMS Block Summary .....	26
Data entry forms (SAMS) variant – SAMS Floor Editor .....	27
Data entry forms (SAMS) variant – SAMS Room Editor .....	28
IPR 3.9 Features moved from within IPR out to HUB .....	29
Reports & Exports .....	29
Admin centre (User account management) .....	29
Audit trail .....	29
New Reporting service .....	30
What's new in Micad Reports .....	30
New Admin centre service .....	31

IPR Features and fixes .....	33
IPR Release SAMS 3.9.0.19036 features and fixes (09/01/2024) .....	33
IPR Release SAMS 3.9.0.20441 features and fixes (12/04/2024) .....	34
Reports Release, SAMS Reports services features and fixes API & App (09/01/2024) .....	39
Reports Release, SAMS Reports services features and fixes API & App (09/02/2024) .....	40
Reports Release, SAMS Reports services features and fixes API & App (12/04/2024) .....	41
Note this document will no longer include Reports release notes.....	42
IPR Release 3.9.0. features and fixes (02/09/2024).....	43
IPR Release 3.9.0.22990 features and fixes (08/10/2024) .....	49
IPR Release 3.9.0.23167 features and fixes (21/10/2024) .....	51
IPR Release 3.9.0.23335 features and fixes (29/10/2024) .....	52
IPR Release 3.9.0.24542 features and fixes (19/02/2025) .....	52
IPR Release 3.9.0.24822 features and fixes (17/03/2025) .....	55
IPR Release 3.9.0.25229 features and fixes (11/04/2025) .....	56
IPR Release 3.9.0.26119 features and fixes (12/06/2025) .....	57

## Introduction

In this IPR release 3.9, we have introduced some great new features. There's a new application launcher that we have named HUB. HUB is a multi-tenant service where all clients access from the same web URL. We have applied the next generation User Interface (UI), it aligns IPR to the modernised Portals 3 look and feel. There's an entirely new Reporting service that sits better and logically outside IPR.

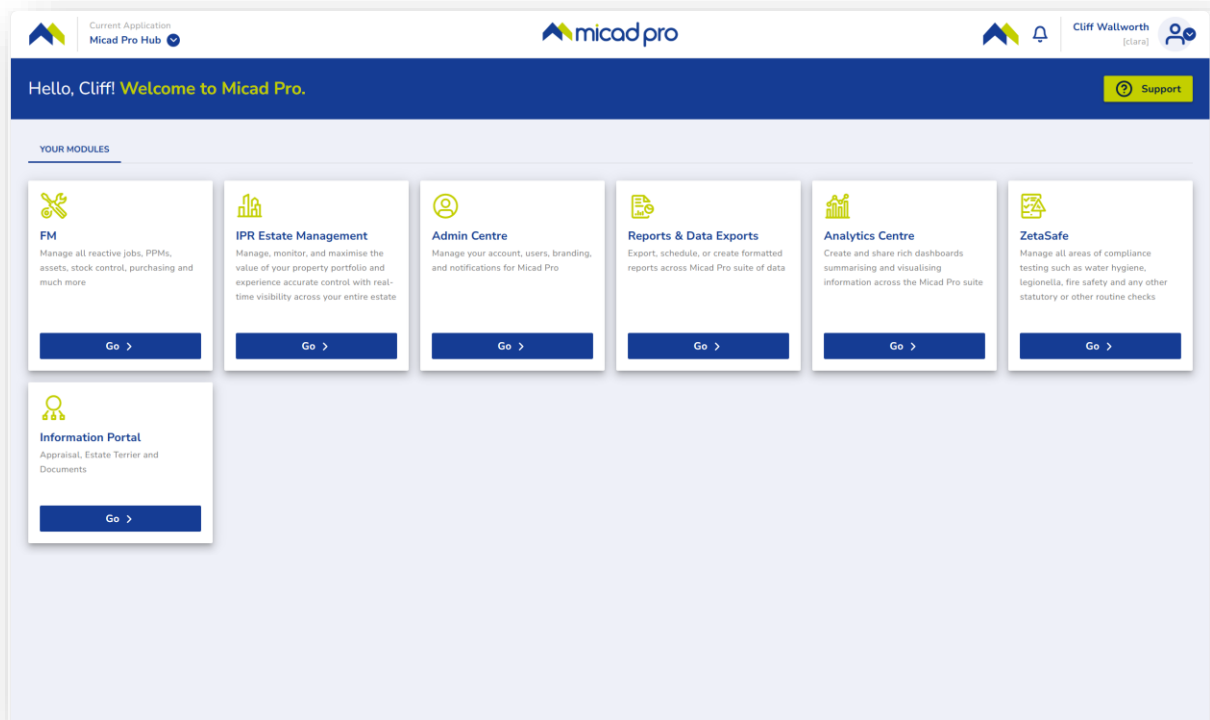
In this IPR release the Leases and Terrier Modules have had some additional fields added commensurate to NHS in Scotland methodologies. The Appraisal module has undergone some major changes that will be available to meet survey standards of the NHS in Scotland (NHSS). These NHSS specific features are switchable by Micad via backend configuration.

## New features for IPR 3.9

- New Micad Pro HUB platform service
- New Reporting service
- New Admin centre (Centralised user management)
- New 2FA authentication
- New corporate branding feature
- IPR 3.9 standard UI style
- New appraisal module feature to accommodate NHSScotland 6 Facet Backlog methodologies
- Leases and Terrier module (NHSScotland specific changes)
- Legacy features moved from within IPR out to HUB

## Introducing Micad Pro HUB

HUB is the home for the Micad Product Suite. A new standard feature which appears at login.



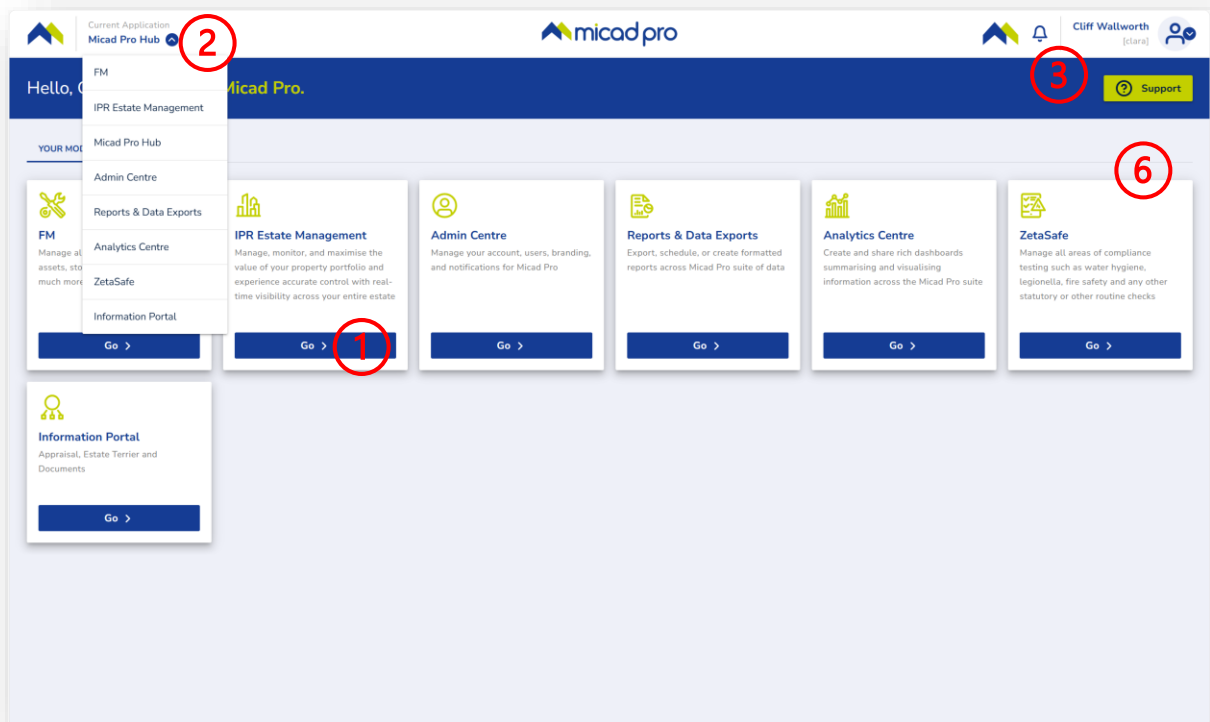
HUB is the platform application launch pad. All of the Micad products will become accessible via the HUB platform. You can still store direct links into each application as you have traditionally, but for new system users it's a good idea to share the home URL for the HUB.

Note. The web URL for HUB is now a common address for all clients. This simplifies access for all clients. This is different to your traditional IPR 3.8 web address.

See below

## HUB features and navigation

1. Launch the application – click on the Go button
2. Application Switch – quickly switch between applications
3. Identify your client key (CID) – *Example image shows a system named “Clara”*



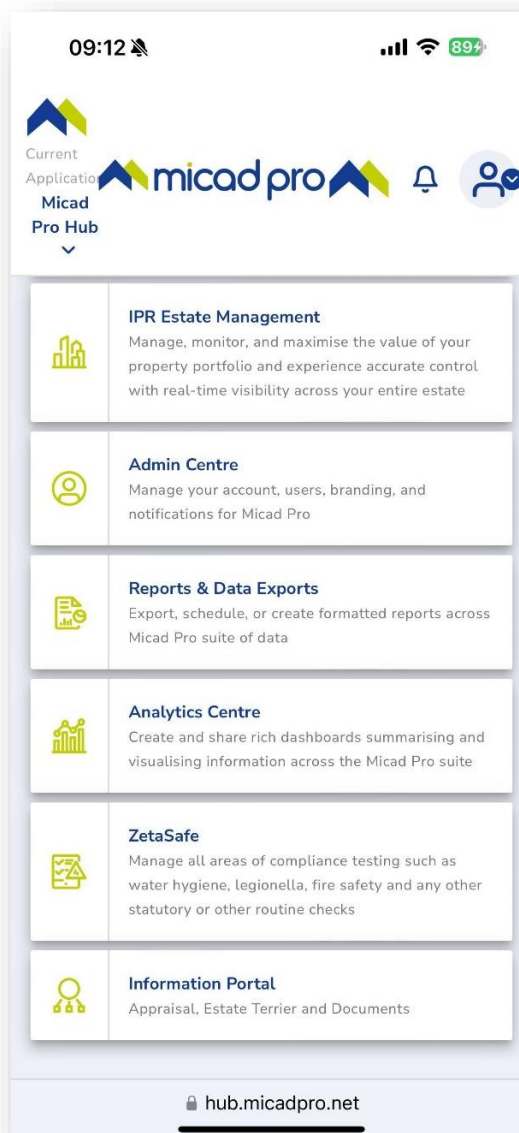

4. Sign out of the HUB and all applications
5. About - Identify the application versions
6. Get help from Micad support
7. Homepage link – click the top left corner Micad icon

## How to access Micad Pro HUB

To access HUB from desktop, you need to bookmark this new link

Bookmark this link on your desktop <https://hub.micadpro.net/>

From a mobile, scan the QR and bookmark URL on the device



*Universal QR code for HUB*

*HUB displayed on mobile phone*

**Note.** If you have access to more than one IPR (as a contractor/service provider) you will be given a list of your associated systems beyond the login.

NHSScotland do not use this URL, NHSS have a separate enterprise solution with discreet URLs.

## Accessibility preparations for new Micad Pro HUB

In preparation for Micad Pro, you can check access ahead of a system onboard and upgrade.

The HUB and all of its applications will all reside on micadpro.net



### Check you can access the new URLs

#### Whitelists for your IT:

The web domain:

**\*.micadpro.net**

The email address:

**no-reply@micadpro.net**



### Here's some tests you can do to help validate accessibility

*1.If you cannot access the Micad Pro web address, contact your IT and share the whitelist requirements. Your IT may be blocking unfamiliar websites. Share the whitelist information above with your IT. You can conduct this test ahead of any system upgrade.*

*The “\*” allows Micad to present **any current and future sub-domains** on **micadpro.net** as our product list expands.*

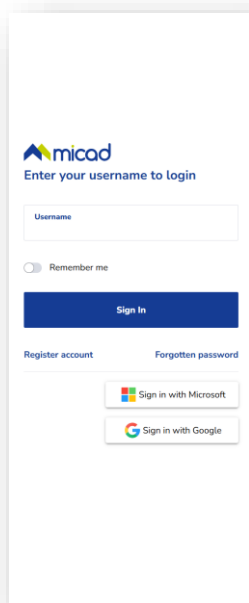
*2. Once you have a Micad Pro and IPR 3.9 system built, you can test that email address are accepted by your organisation. log in and requesting a password reset. Repeat the same with colleagues that also have known to have active IPR user accounts. If the reset message dont not arrive to you and your colleagues, ask your IT support and share the information above. You cannot run this test until your IPR system is built and the user accounts are available after the upgrade*

*3. Consider and repeat the same tests for mobile devices if needed*

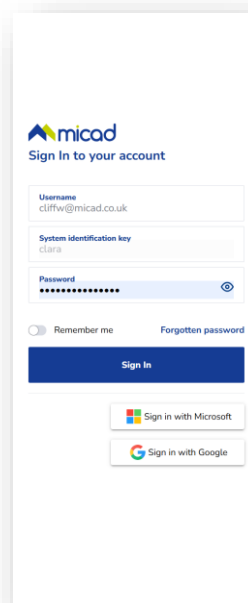


## How to sign in to HUB

When you set up your users, make sure you fill out their contact details and provide a mobile number where possible. This provides another means of contact verification for the 2FA process when that's enabled. For existing IPR users, review your user accounts using the Admin centre, update where necessary and this will reduce the labour of the 2FA process. You can use the Classic IPR email account or SSO if you have it setup in your browser.



*The HUB login, home of the whole system*




*Direct IPR login, you will see the System ID*

**Note.** You can still share direct links to IPR with your colleagues and contractors. The direct option will show the System ID but will bypass having to land on the HUB first.

Direct system link sharing will not bypass the need to pass the 2FA verification.

If you have access to more than one IPR (as a contractor/service provider) you will be given a list of your associated systems beyond the login.

## System selection



The system selection screen only shows when you have a valid account on more than one system. If you wish to bypass the system selection process, share the direct links within the HUB applications.

The MICAD product suite is branded for NHSScotland in the name of SAMS

For NHSScotland, Micad product bears the product name SAMS (Strategic Asset Management System).

New features of the Micad HUB platform allows for Branding. We use this feature to provide corporate themes with images and narratives that will show in each application header and logon screens.



Application example showing HUB

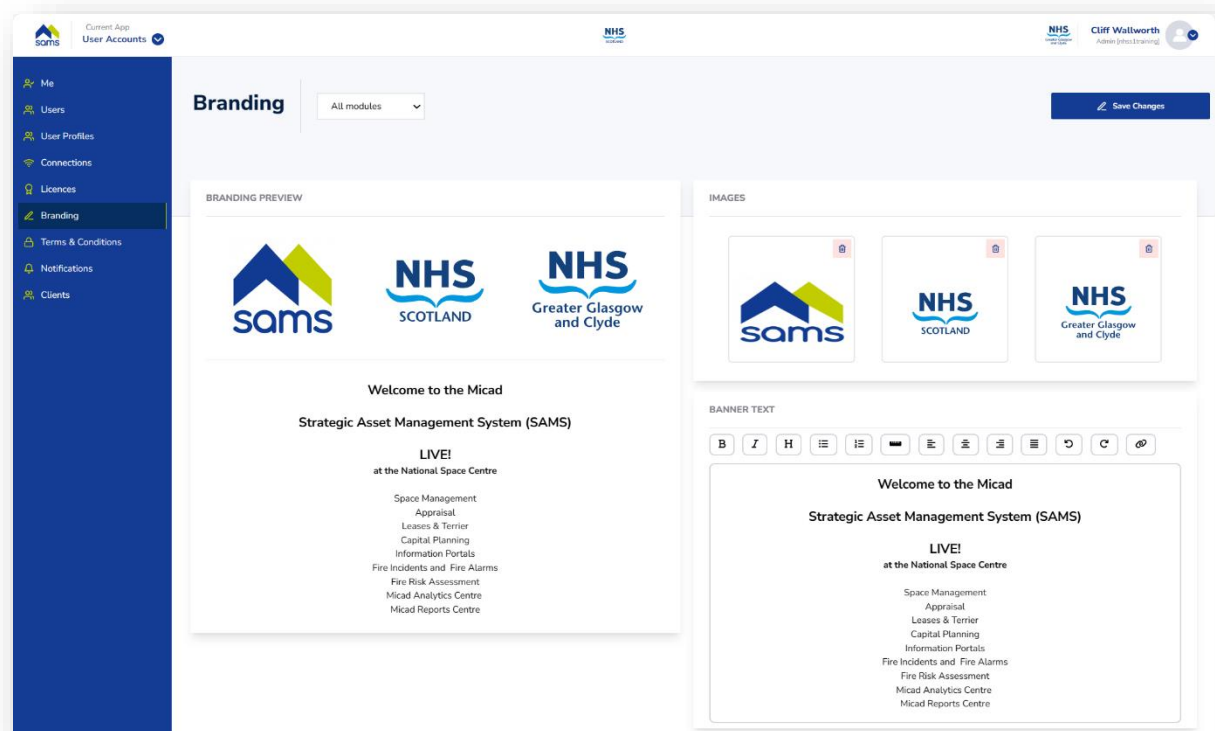


Three images can be used within the top menu area to personalise your system.

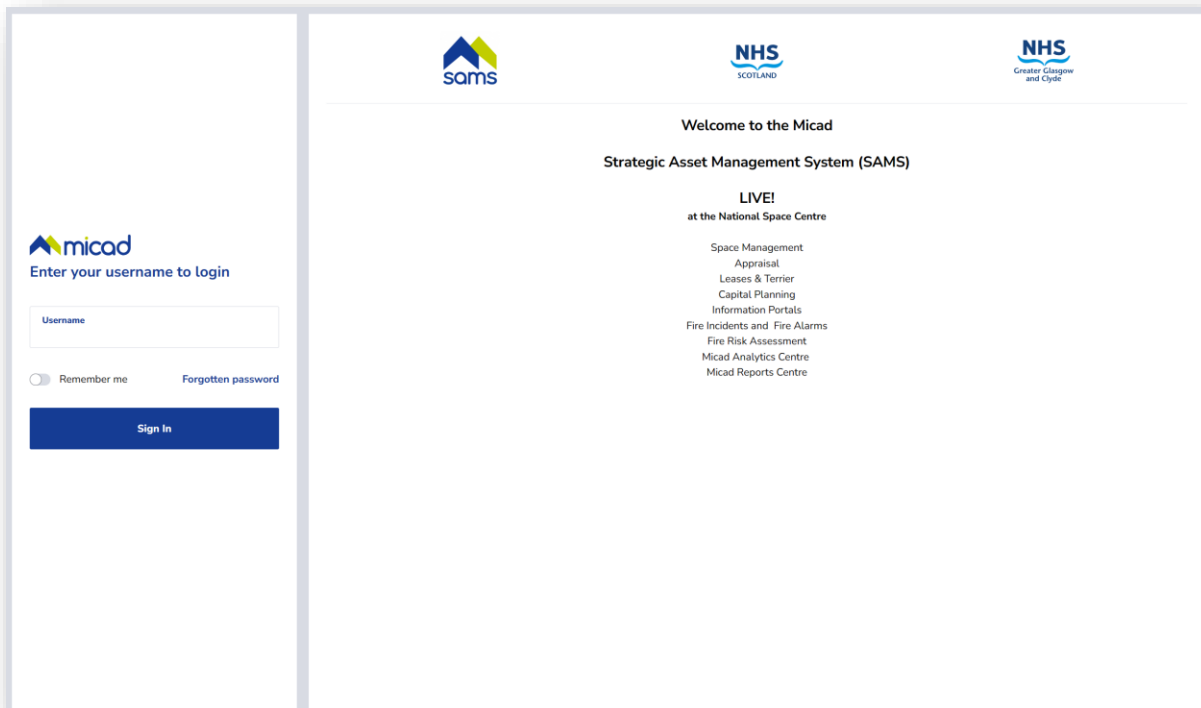
## Admin Centre corporate branding

Micad can apply corporate branding to your HUB and suite of applications. If you have high quality images or even vector SVGs and a mission statement, please contact your account manager with the materials.

The example shows how the NHSScotland SAMS system is branded using HUB's Admin centre.



Branding can be set up by Micad. Images applied by drag and drop, a text box is offered for the login screen.



The login page shows, a welcome message or a mission statement.



The main login page can also be used to deliver notifications to users.

## Admin Centre User management

Use the Admin Centre to create and delete users.

### Create user

From Admin centre, choose Users, Create new user. There are two sections for fill out for a new user.

The screenshot shows the 'micad pro' Admin Centre interface. On the left is a blue sidebar with navigation links: Me, Users, User Profiles, Connections, Licences, Branding, Terms & Conditions, Notifications, and Clients. The main content area is titled 'Create new user' with a person icon. It features two tabs: 'DETAILS' (active) and 'ACCESS'. The 'DETAILS' tab contains a 'Details' section with a 'Clear all' link. The form fields are as follows:

Field	Value
Username (*)	cliffw@micad.co.uk
First name (*)	Cliff
Last Name (*)	Wallworth
Telephone number	
Extension	
Telephone number 2	
Mobile number	810
Fax number	
Time zone	

At the bottom of the form, there is a note: '(\*) - mandatory field' and a blue 'Next' button.

*Observe the mandatory field requirements. A Mobile number is useful where 2FA is enabled.*

Fill out the user details, Click Next.

In the second section, observe the new setting to have the account Active. This is a complement setting to the account expiration feature.

The screenshot shows the 'Create new user' form in the micad pro interface. The form is divided into two tabs: 'DETAILS' and 'ACCESS'. The 'ACCESS' tab is active, showing fields for 'Permissions', 'Organisation' (Micad Systems UK Ltd), 'Position' (PO), 'Expiry date', 'User profile', 'App roles' (IPR, Appraisal, Asbestos), and 'Select IPR permissions', 'Select Appraisal permissions', 'Select Asbestos permissions'. The 'Active' toggle is turned on.

*Don't forget to set the user Active, the default is Inactive*

You can block a user login by sliding the Active toggle. The account will remain without needing to delete but will be marked Inactive.

For short term access you may choose to set a date when the account will be automatically marked inactive by the system

Fill out the new user's roles and then click Save this user.

Delete user

From Admin centre, choose Users, Delete user.

The screenshot shows the 'Confirm user deletion' dialog box. The dialog box has a title bar 'Confirm user deletion' and two buttons: 'OK' and 'Cancel'. The background shows the 'Users' section of the micad pro interface with a 'Delete user' button highlighted.

Click OK, for confirmation. The user will be deleted and no longer visible in any list.

## Edit access roles for existing users

Use the Admin Centre to manage all system users. For Micad Pro, all applications use this common feature.

Use the right menu pane to set your access roles.

You will recognise the classic IPR roles, choose the rights for your users and then click Save changes at the bottom of the right menu list.

For a user that is common to multiple applications, the choose the roles that meet their requirements.

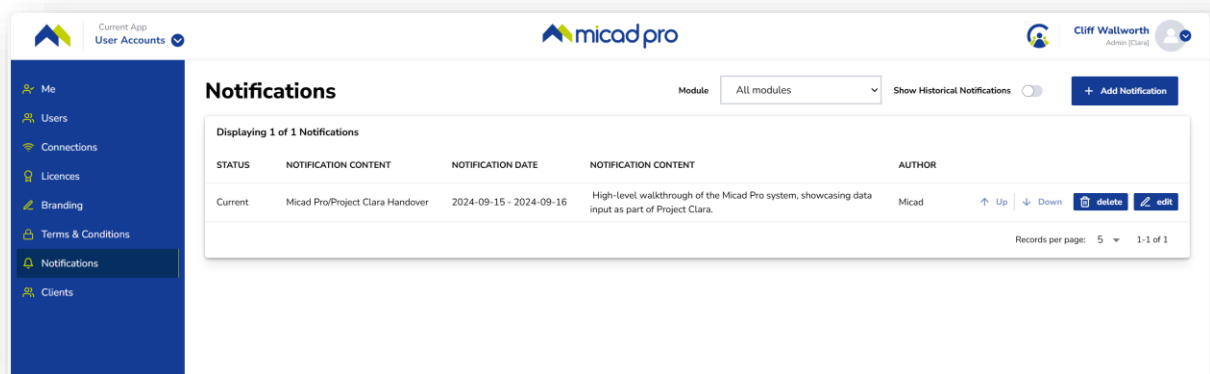
The screenshot displays the Micad Pro Admin Centre interface. On the left is a blue sidebar with navigation links: Me, Users, User Profiles, Connections, Licences, Branding, Terms & Conditions, Notifications, and Clients. The main content area is divided into two panes. The left pane, titled 'DETAILS', shows user information for 'Cliff Wallworth' (username: cliffwallworth@micad.co.uk, position: PO, organisation: Micad Systems UK Ltd). The right pane, titled 'ACCESS PERMISSIONS', shows a list of permissions with dropdown menus for each. The 'IPR' role is selected, and the 'Leases' permission is set to 'IPRPublisher'. The 'Portals' permission is set to 'IPRAdministrate'. The 'Appraisal Portal' is set to '<None>'. The 'Asbestos Portal' is set to 'AsbestosPortalViewer'. The 'Compliance Portal' is set to '<None>'. The 'Documents Portal' is set to 'DocumentsPortalViewer'. The 'Drawings Portal' is set to '<None>'. The 'Leases Portal' is set to '<None>'. The 'Map Portal' is set to 'MapPortalViewer'. The 'Room Booking Portal' is set to '<None>'. The 'Space Occupier Portal' is set to '<None>'. The 'Terrier Portal' is set to '<None>'. The 'MAC' permission is set to '<None>'. A 'Cancel' button is visible at the top right of the 'ACCESS PERMISSIONS' pane.

Permission	Value
IPR	IPRSubscriber
Appraisal	None
Asbestos	IPRSubscriber
Leases	IPRPublisher
Terrier	IPRMasterPublisher
Portals	IPRAdministrate
Appraisal Portal	<None>
Asbestos Portal	AsbestosPortalViewer
Compliance Portal	<None>
Documents Portal	DocumentsPortalViewer
Drawings Portal	<None>
Leases Portal	<None>
Map Portal	MapPortalViewer
Room Booking Portal	<None>
Space Occupier Portal	<None>
Terrier Portal	<None>
MAC	<None>

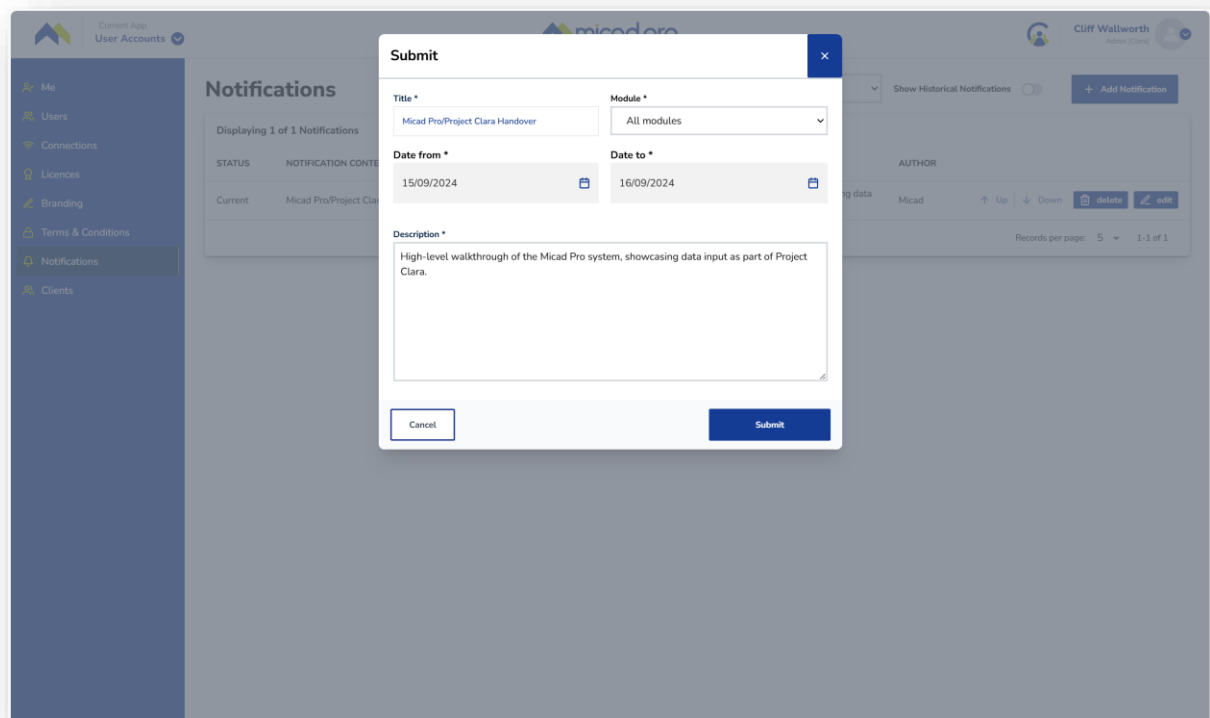
*The example shows an IPR Publisher that will also access the 3 Portals tiles*

## Admin Centre HUB Notifications

Use the HUB notifications feature to personalise your organization's



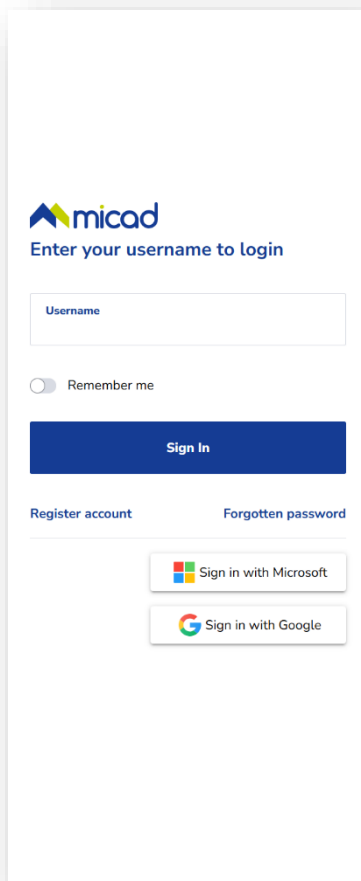
From the Admin centre, a system administrator can set up notifications that all users will see at the logon page.



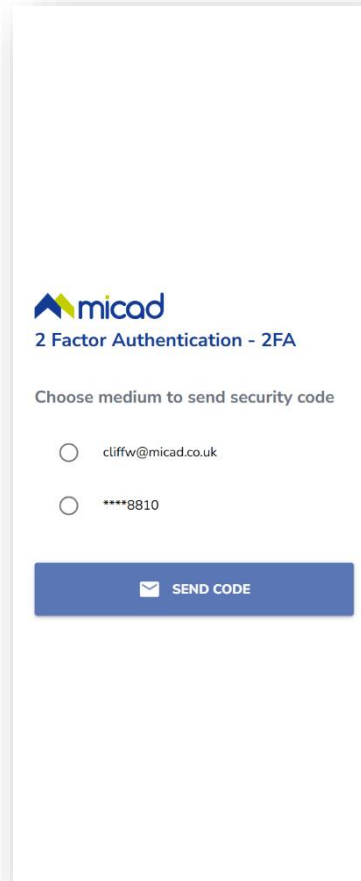


## 2FA Authentication

The Micad HUB service now supports two factor authentication 2FA, this can be enabled by request to Micad support. When 2FA is enabled, all Micad applications and all system users are required to provide the second level of access verification.



*Enter your HUB user account Log in*



*Choose from email or mobile*

### Notes

If your user account has a mobile number, 2FA will offer a choice of SMS text message.

You need to retrieve and **enter the 6 digit code within a 30 minute period**. If you miss this timeframe, click on Resend code and another email will come through.

The 30 second resend count down relates only to a limit to prevent users from keep clicking Send too many times.

If access on a mobile device, an SMS text message will be sent to you. This can simplify and reduce the labour of reading and copy/paste codes from email. The device's browser will pick up the code from the message automatically.

## Register account (Self-register setup for system administrators)

Register account allows new users to apply for an account. A system administrator can set the roles in advance that would be granted during self-register requests. The system administrator needs to whitelist the allowed domain or domains that will require self-registration.

Once the account is created the new user is automatically granted the rights that are set by aligning with their roles to an email domain.

**Notes.** The self-register feature is not enabled by default and will not allow access unless whitelists and roles are set up first.

A user may only register and gain access to HUB only if you define the rules. The most typical use case for self-register is to access the read only data of Portals. However, you can use HUB grant user roles as you choose.

**Remember.** IPR remains firewalled and private regardless of user account rights. If your solution requires a partner or organisation to access IPR, the existing firewall exception logging process remains and IP address are needed.

A system administrator needs to gather a list of domains that might require access.

- My-asbestos-consultants.uk
- Property-surveys.uk
- Architects-and-engineers.uk

**Note.** For each domain added to the whitelist, you can assign separate roles.

### What you will need to enable self-register

Gather the following information and log a ticket with Micad support. The support ticket will therefore record a formal correspondence as request for opening up access to potential third parties. The format of the information is important.

In the following example, **my-asbestos-consultants.uk** a scenario might mimic the rights where an asbestos consultant is reviewing your data in preparation to visit site to update data or to participate in a tender for new work. You may wish to allow access to the IPR and or Portal.

#### 1. Domain names

For each domain, set out the user roles that you require. Prepare a list of the domains and list our as follows.

This part of an email address is known as Email Domain “[cliffw@my-asbestos-consultants.uk](mailto:cliffw@my-asbestos-consultants.uk)”

## 2. User rights

A user's access permissions (Roles) are visible in the Admin Centre. Go to Users, select a user and review the list.

ACCESS PERMISSIONS		Cancel
IPR	IPRSubscriber	
Appraisal	<None>	
Asbestos	AsbestosAdmin	
Leases	<None>	
Terrier	<None>	
Portals	PortalsSubscriber	
Appraisal Portal	<None>	
Asbestos Portal	AsbestosPortalViewer	
Compliance Portal	<None>	
Documents Portal	<None>	
Drawings Portal	<None>	
Leases Portal	<None>	
Map Portal	MapPortalViewer	
Room Booking Portal	<None>	
Space Occupier Portal	<None>	

Jot down the list as required. In this instance, the following roles might be typical  
***IPRSubscriber, AsbestosAdmin, PortalsSubscriber, AsbestosPortalViewer, MapPortalViewer***

## 3. System ID

System ID is visible in the top right of IPR and Portals under your login name “**devalpha**”.



In your ticket with Micad support, the communication would read. *I want Self Registration enabled for:*

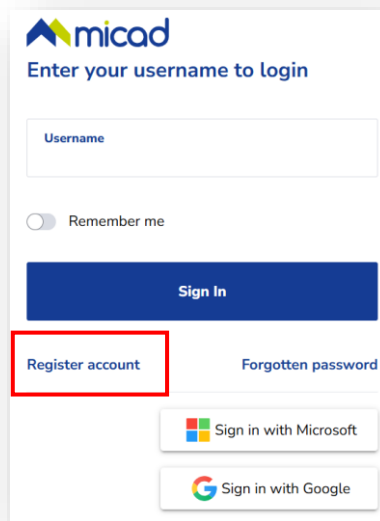
**Domain:** my-asbestos-consultants.uk

**User rights:** IPRSubscriber, AsbestosAdmin, PortalsSubscriber, AsbestosPortalViewer, MapPortalViewer

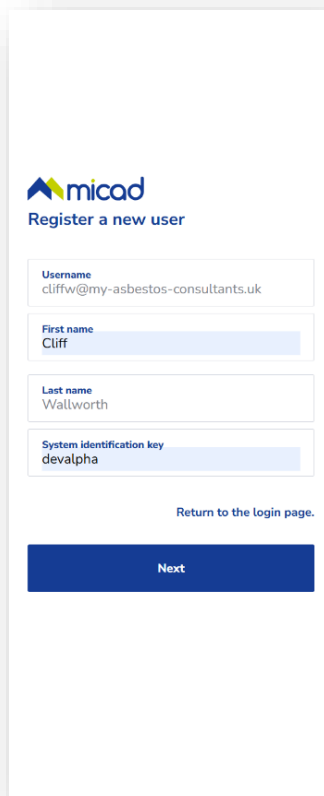
**System ID:** devalpha

## Register account (Self-register for a new user)

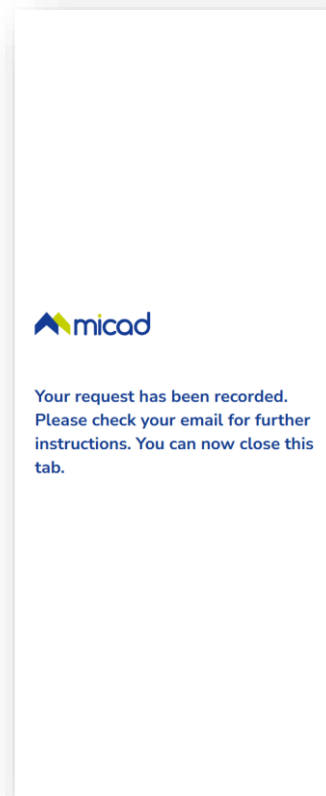
The Register account process is as follows. Click the Register link on the login page.



The screenshot shows the Micad login page. At the top is the Micad logo and the text "Enter your username to login". Below this is a "Username" input field. Underneath is a "Remember me" checkbox. A large blue "Sign In" button is centered. Below the button, the "Register account" link is highlighted with a red rectangle. To its right is a "Forgotten password" link. At the bottom are two buttons: "Sign in with Microsoft" and "Sign in with Google".



The screenshot shows the "Register a new user" form. It has the Micad logo and title at the top. The form contains four input fields: "Username" (with the example "cliffw@my-asbestos-consultants.uk"), "First name" (with "Cliff"), "Last name" (with "Wallworth"), and "System identification key" (with "devalpha"). Below the fields is a link "Return to the login page." and a large blue "Next" button.

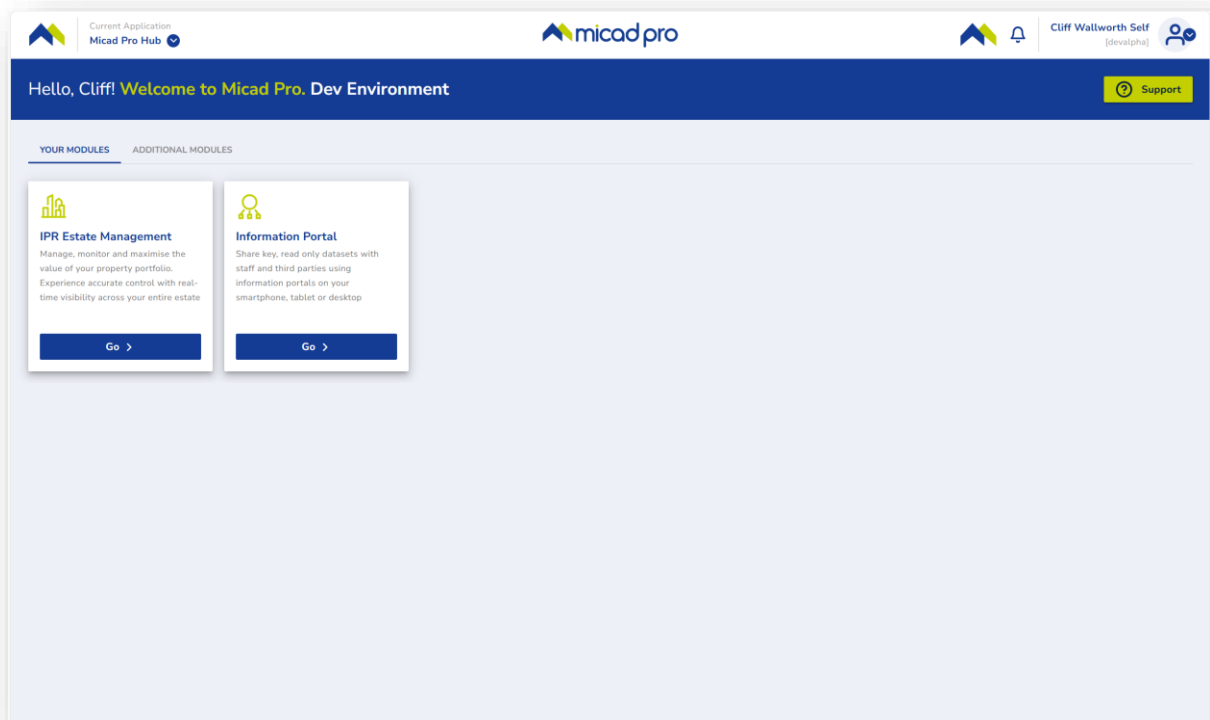


The screenshot shows a confirmation message from Micad. It features the Micad logo and the text: "Your request has been recorded. Please check your email for further instructions. You can now close this tab."

Enter an email address from the authorised email domain, first, last and system ID. Click Next

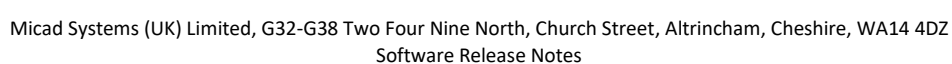
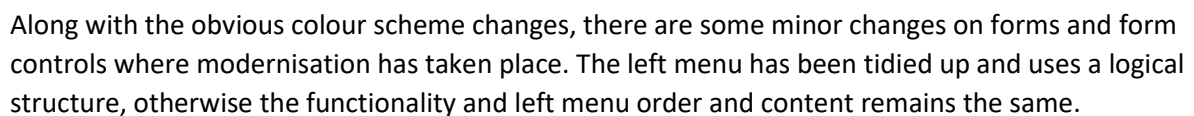
You will have received a welcome email. Follow the link in the message and set a new strong password.

Success, you can now login into HUB have access to the applications that have been defined as roles by the system administrator.



*Both HUB and Portals will show the App tiles as defined in your Roles list*

IPR's new UI (User Interface) has been restyled inline with the Micad application suite.



## NHSScotland specific variations of IPR, Leases, Terrier and Appraisal Modules.

### Appraisal Module (SAMS) variant

For SAMS users, considerable changes have been made in the Micad Appraisal module specifically to meet The NHS in Scotland methodologies. The module has been redesigned to meet the requirements set out in [NHSS Appraisal manual version 6](#).

- Level zero - The NHS in Scotland (National)
- Level one - NHS **Board** / Organisation
- Level two - Site level
- Level three - **Block** level (physical block) a building or sub divided building
- Level four - Location level (Floor level)
- Level five - Room Level

For a SAMS implementation, some terminology changes have been made in the 5-tier hierarchy. Namely level One (renamed to Board) and Level Three (renamed to Block).

## Leases and Terrier module (SAMS) variant

For SAMS users we have added NHS Scotland specific fields to the Terrier module. The Leases Module needed some labels and lookups changed.

The screenshot shows the 'Terrier' module form in SAMS. The left sidebar contains a navigation menu with the following items: Navigation, Hide, Terrier, Location information (highlighted with a red box), Construction data, Legal tenure, Charges and values, Acquisitions and disposals, Planning constraints, Contacts, and Return to previous. The main form area is titled 'Essential Services Block B Main View' and contains a 'Manage images' section. The form fields are as follows:

- Function: 24 Support Facilities
- Planning use class: Please choose
- Status: Occupied
- No. of floors/levels: 2
- No. of rooms/spaces: 33
- Clinical use: Non-Clinical
- Estates reference: 297-304
- Last refurb: DD/MM/YYYY
- Future plan: To Be Retained
- Essential: ☒
- Temporary: ☐
- Lifecycle assess: ☒
- Division: NHS
- Ownership: Owned
- Public transport: Please choose
- On-site parking: ☐
- Setting: Please choose
- Heated volume: 1713.23
- File reference:
- Notes:

At the bottom of the form are 'Submit' and 'Cancel' buttons.

Terrier at Block level: Under Location information (SAMS only)

The screenshot shows the 'Terrier' module form in SAMS, specifically the 'Location information' section. The left sidebar contains a navigation menu with the following items: Navigation, Hide, Terrier, Location information (highlighted with a red box), Construction data, Legal tenure, Charges and values, Acquisitions and disposals, Planning constraints, Contacts, and Return to previous. The main form area is titled 'Essential Services Block B Main View' and contains a 'Manage images' section. The form fields are as follows:

- Last refurb: DD/MM/YYYY
- Future plan: To Be Retained
- Essential: ☒
- Temporary: ☐
- Lifecycle assess: ☒
- Division: NHS
- Ownership: Owned
- Public transport: Endowment, HUB, Leased, Owned, Private
- On-site parking: Third Party Ownership, Third Party Ownership - GP Leased, Third Party Ownership - GP Owned
- Setting:
- Heated volume: 1713.23
- File reference:
- Notes:

A red arrow points to the 'Ownership' dropdown menu.

**Note** NHS for Scotland “Tenure” status is set at block level using the **Ownership** dropdown combo



Navigation Hide

Terrier

Location information

Construction data

Legal tenure

Charges and values

Acquisitions and disposals

Planning constraints

Contacts

Return to previous

State Hospital - Front Entrance

Manage images

Function 05 Mental Health Hospital

Planning use class Please choose

No. of Buildings 19

No. of floors/levels 40

No. of rooms/spaces 1351

Clinical use Please choose

Estates reference

Last refurb DD/MM/YYYY

Future plan To Be Retained

Essential ☐

Temporary ☐

Lifecycle assess ☐

Division Please choose

Ownership Please choose

Public transport Please choose

On-site parking ☐

Setting Please choose

Heated volume

File reference

Notes

Submit Cancel

Terrier at Site level: Under Location information (SAMS only)

The Leases module changes are label name and lookup list content terminology to align with Scots Law.

### Note

For both Terrier and Leases modules, the master lookup lists may no longer be edited by users, they are now defined and issued by NHSS centrally. If there is a need to edit or add to the master lookup lists then the subject matter will need to be addressed to NHSS.

## Terrier Valuations

A new feature for classic IPR 3.9 and SAMS. To Access from Terrier go to Charges and values, Valuations.

The screenshot displays the 'Valuations' section of the Terrier software. The interface includes a navigation menu on the left with options like 'Terrier', 'Location information', 'Construction data', 'Legal tenure', 'Charges and values', 'Acquisitions and disposals', 'Planning constraints', 'Contacts', and 'Return to previous'. The main content area is titled 'Valuations' and contains a section for 'Add notes to values' with a text box and 'Submit'/'Cancel' buttons. Below this is a table for 'Add valuation' with columns for 'Date of valuation', 'Value type', 'Amount', 'Valuer', and 'Donated asset'. The table contains two rows of data, both with a date of '01/04/2009' and an amount of '308,495'. The first row is for 'Open Market Value' and the second is for 'Asset Register Value', both valued by a 'District Valuer'.

Date of valuation	Value type	Amount	Valuer	Donated asset
01/04/2009	Open Market Value	308,495	District Valuer	0
01/04/2009	Asset Register Value	308,494	District Valuer	0

The Valuations now allows multiple historic records, a feature request by NHSS but will be a standardised feature of Terrier to all.

## Data entry forms (SAMS) variant – SAMS Block Summary

Use the block summary form to quickly access the NHSS specific data subsets. At block level you will find direct links to the modules of IPR, pick out the exact fields required. The Block summary form will also perform gap analysis on your mandate data.

To access the SAMS Block Summary, you can click on a map pin direct from the IPR homepage or navigate to a block and choose from the Tools menu, SAMS Block Summary.

**SAMS Block Summary**  
Maternity Block - Owned, 01  
Created on: 21/03/2024 13:14:39  
Map Coordinates: -4.261147 Longitude, 55.855466 latitude

**Block:** Maternity Block - Owned, 01

**Property Details** Edit details

Number of Boilers/vents	Date built	Division	Status	Function	Clinical use	Ownership	GIA m²
5	6/10/2015	NHS	Occupied	St Specialist Hospital	Clinical	Owned	3241.42

**Property Appraisal Summary**  
Executive Summary (high level block assessment data) Edit executive summary data

Facet	Category	Condition	Appraisal Date
1.0 - Physical Condition	1.1 - Building	D	10/09/2024
1.0 - Physical Condition	1.2 - Refurbishing	B	10/09/2024
1.0 - Physical Condition	1.0 - Physical Condition	D	10/09/2024
2.1 - Statutory	2.1 - Statutory	Y	01/01/1900
2.1 - Statutory	2.1 - Statutory	Y	01/01/1900
2.2 - Fire	2.2 - Fire	No data	No data
3.0 - Environment	3.0 - Environment	No data	No data
4.0 - Space	4.0 - Space	No data	No data
5.0 - Function	5.0 - Function	No data	No data
6.0 - Quality	6.0 - Quality	No data	No data

**6 Facet Summary (block level detailed assessment data)** Edit 6 facet data

Facet	Backlog Cost (£)	Replacement Cost (£)	Total Cost (£)
1.0 - Physical Condition	78,729,809.09	953,631.18	79,683,440.28
2.1 - Statutory	0.00	0.00	0.00
2.2 - Fire	0.00	0.00	0.00
3.0 - Environment	0.00	0.00	0.00
4.0 - Space	0.00	0.00	0.00
5.0 - Function	0.00	0.00	0.00
6.0 - Quality	0.00	0.00	0.00

**Backlog by Risk from 6 Facet**

Backlog expenditure by Risk  
From Maternity Block - Owned, 01

Unreported £0.00 - High £219,985.50  
Low £227,413.36 - Moderate £52,333.28

Total Backlog: £78,729,809.09

Significant £78,219,300.38

0.20% Low 0.00% Moderate 59.35% Significant 0.20% High 0% Unreported

**Valuations Maternity Block - Owned, 01** Edit valuations

Date	Valuation Type	Value (£)	Value
31/03/2023	Asset Register Value	5,555.00	Sticht Hope, NHS National Services Scotland
27/02/2024	Net Book Value	2,000,000.00	John Doe, Test Organisation
31/03/2023	Open Market Value	1,111.00	John Doe, Test Organisation

**Acquisitions and Disposals Maternity Block - Owned, 01** Edit transactions

Type	Date	Details	Cost
Acquisition	01/09/2024	Test	1.00

**Location Contacts Maternity Block - Owned, 01** Edit contacts

Name	Primary Contact	Responsibility	Method and Details	Department	Position
John Doe	No	Head Valuer			Head Valuer
John Doe	No	Head Valuer	Phone		Head Valuer

**Meta Data Summary**

Heated volume m³: 3300

Number of Occupants: 2

Vacant desks: 4

Storage m²: 5

The forms identify missing or incomplete data (Red text = no data, red background = incomplete data)

## Data entry forms (SAMS) variant – SAMS Floor Editor

Use the floor level form to apply data with flood fill tools for all rooms at once. Review the Floor details section to perform data checks on the aggregated view for all rooms, check for red indicators when data is incomplete. The Charts can be used for performance output as well as visual insight on dropped content, each section has click through to help you validate during reviews.

To access the SAMS Floor Editor, navigate to a floor and choose from the left Tools menu, SAMS Floor editor.

**SAMS Floor Editor**

Ground Floor, GF

**Location** ☐ MATERNITY BLOCK - OWNED, 01 ☐ GROUND FLOOR, GF

**SAMS floor data form GF, Ground Floor**

**Created on** 21/03/2024 13:19:35

**As built floor plan** Royal Hospital-GF.dwg

**Property details Maternity Block - Owned, 01**

Number of floors/levels	Date built	Function	Ownership	GIA m <sup>2</sup>	IFA m <sup>2</sup>
3	01/04/2015	04 Specialist Hospital	Owned	3241.42	3005.8

**Floor** Ground Floor, GF

**Floor Details**

**Floor code** GF

**Floor name** Ground Floor

**(IFA) Internal Floor Area m<sup>2</sup>** 1488.47

**GIA (Floor) m<sup>2</sup>** 1620.71

**Heated volume m<sup>3</sup>** 1,213.50

**Submit** **Cancel**

**Mass data entry for all rooms/spaces on this floor**

**Function** Mass update

**Department** Mass update

**Height to ceiling m<sup>2</sup>** Mass update

**Exclude from heated volume** Mass update

**Clinical / Non clinical** Mass update

**Space utilisation** Mass update

**Functional suitability** Mass update

**Quality** Mass update

**Number of occupants** Mass update

**Vacant desks** Mass update

**Storage m<sup>2</sup>** Mass update

**Space utilisation**

**Room/Areas by Space utilisation m<sup>2</sup>** Ground Floor, GF

	Value	IFA m <sup>2</sup>	Percentage (%)
Fully Used	Fully Used	1,021.97	68.66
Unassigned Area	Unassigned Area	218.10	14.65
Empty	Empty	147.60	9.92
Overcrowded	Overcrowded	100.80	6.77
<b>Total:</b>		<b>1,488.47</b>	<b>100.00</b>

*Use the Floor Mass data entry tools to reduce labour and input time*

## Data entry forms (SAMS) variant – SAMS Room Editor

Use the room level form to apply essential data per room. The fields chosen for this form are the basis for top level aggregation. For hand created room data, the form will expect room area (IFA) and Room Code input by hand. Where CAD plans are used to create and validate space data, Code and IFA are locked from hand edits.

To access the SAMS Room Editor, navigate to a room and choose from the left Tools menu, SAMS Room editor.

The screenshot shows the SAMS Room Editor interface for room RH001. The breadcrumb trail is: Home > NHS DEAM, NHS > Royal Hospital, R001H > Maternity Block - Owned, 01 > Ground Floor, GF > Main Reception, RH001. The interface includes a search bar and a user profile for Cliff Wallworth. The main form is titled 'SAMS Room Editor' and shows the room 'Main Reception, RH001'. It includes a 'Location' section with radio buttons for 'MATERNITY BLOCK - OWNED, 01' (selected) and 'GROUND FLOOR, GF'. Below this is a 'SAMS room data form RH001, Main Reception' section with 'Created on' (21/03/2024 13:26:50) and 'As built floor plan' (Royal Hospital-GF.dwg). A 'Property details Maternity Block - Owned, 01' table shows: Number of floors/levels: 3, Date built: 01/04/2015, Function: 04 Specialist Hospital, Ownership: Owned, GIA m²: 3241.42, IFA m²: 3005.8. The 'Room / Area' dropdown is set to 'Main Reception, RH001'. The 'Room Details' section includes: Room code (RH001), Room name (Main Reception), Function (dropdown), Clinical / Non Clinical (Clinical), (IFA) Internal Floor Area m² (218.1), Height to ceiling m (5), Exclude from heated volume (checkbox), Heated volume m³ (1,090.50), Space Utilisation (Please choose), Functional Suitability (Please choose), Quality (Please choose), Number of occupants (2), Vacant desks (4), and Storage m³ (5). The 'Departmental occupancy' section includes: Department 1 (National Department Structure/Primary Care), Share (100% 218.1 m²), and Department 2, 3, and 4 (all Please choose). At the bottom are 'Submit' and 'Cancel' buttons.

Number of floors/levels	Date built	Function	Ownership	GIA m²	IFA m²
3	01/04/2015	04 Specialist Hospital	Owned	3241.42	3005.8

*Fine tune your Room details data if mass entry techniques are too broad brush*

## IPR 3.9 Features moved from within IPR out to HUB

### Reports & Exports

Standard reports have been moved out of IPR, traditionally these are the preformatted reports that were visible under Standard Reports on the left menu of IPR.

All of the Standard reports will be re-written in new technologies. The new technology is a dedicated Reporting Service and is a separate App named Reports & Exports. This new App keeps the heavy weight system queries away from the IPR application, it's a fully dedicated service that offers report design wizards with choices of output file types, PDF DOCX and XLSX. Reports can be queued and scheduled to be delivered to you and your colleague's email inbox 24/7.

To access the Standard Reports, from the HUB click on Reports & Exports

#### **Note**

The Custom reports and Advance Query reports of IPR remain unchanged, accessible in the same way from IPR's left menu.

The new Reports service will serve to access all of the Micad platform Apps in future iterations.

The App is named Reports **(and Exports)** since the service will best accommodate exports of data in mass. For the SAMS implementation, 6 facet survey templates are delivered in either choice of populated or blanks.

### Admin centre (User account management)

User account management has been moved out of IPR's Administrate section to a dedicated Security Service App named User accounts.

To add and edit users and/or set user rights, from the HUB click on the User accounts App.

#### **Note**

For IPR users wishing to have access the file system (to upload files). Filestore access and Filestore alias remains inside IPR under Administrate.

### Audit trail

Audit trail is a common feature to all Micad applications; accordingly, Audit Trail has been moved from the Administrate of IPR to serve all of the App on the Micad platform.

## New Reporting service

Reports is a central platform for accessing data from Micad Applications and or professional modules.

Reports can be used ad-hoc or set to run automatically by way of a scheduler. Users intuitively choose their subject matter description by way of a main keyword search feature. Where data is required by location, a report builder provides a step-by-step process. User's may save, copy and share their report design formats should any further filter refinement be required.

### What's new in Micad Reports

1. New technology many legacy limitations are removed
2. Unified 3<sup>rd</sup> generation UI
3. Unified centralised security 'Single Micad' login the HUB platform
4. Provides comprehensive details for what each report will deliver
5. System load impact is moved away from the application module
6. 24/365 Scheduler wizard
7. Mobile support with responsive design
8. A choice of file outputs XLSX, DOC & PDF
9. Superior and more durable backend infrastructure

The screenshot displays the Micad Reports web application interface. The top navigation bar includes the Micad logo, 'Current Application: Micad Reports', and user information for 'Cliff Wallworth, Administrator [ipworkshop]'. The main content area is titled 'EA4-Pre-Filtered Detail Report' and includes a descriptive paragraph about the report's content. Below this, there are tabs for 'GENERATE', 'REPORT ACTIVITY', 'SCHEDULES', and 'SAVED PARAMETERS'. The 'GENERATE' tab is active, showing a 'Select Parameters' section with dropdown menus for 'Site Group' (CLONE State Hospitals Board NHSS, NAT), 'Site' (The State Hospitals Board NHSS, D101H), 'Block' (Family Centre, 12), and 'Ownership' (Leased). To the right of the 'Select Parameters' section is a 'Generate Report' section with a 'Report Name' field (EA4-Pre-Filtered Detail Report), a 'Format' dropdown (PDF), and a 'Save Parameters' toggle switch. Below these sections is a 'Share Report' section with an 'Add email recipients' field and a 'Share Report' button. A left sidebar contains a search bar and a list of report categories and specific reports, with 'EA4-Pre-Filtered Detail Report' highlighted. At the bottom of the sidebar is a 'Create with Designer' button.

See the Reports service User Guide for more details

## New Admin centre service

Role based user management is now available for the Micad HUB Platform

PROFILE NAME	DESCRIPTION	ROLE	APPLICATIONS
All Applications [Super]		Admin	Accounts, Appraisal, Capital Planning, Fire Incidents/UFAS, IPR, IPRConfig, Lease
Capital Investment & Lifecycle Modelling [Admin]	Capital Investment & Lifecycle Modelling Admin	Admin	Capital Planning
Capital Investment & Lifecycle Modelling [Editor]	Capital Investment & Lifecycle Modelling editor	User	Capital Planning
Capital Investment & Lifecycle Modelling [Viewer]	Capital Investment & Lifecycle Modelling Read-only	Viewer	Capital Planning
National Profile Accounts User		User	Accounts
National Profile Accounts Viewer		Viewer	Accounts
National Profile Appraisal Admin	Users of IPR Appraisal is Admin existing data	Admin	Appraisal
National Profile Appraisal Editor	Users of IPR Appraisal Edits existing data	User	Appraisal
National Profile IPR Admin	Users of IPR access all folders, add space records and take-off drawings	Admin	IPR
National Profile IPR and all modules Admin	All IPR and modules Admin	Admin	Leases, MAC, Portals, Reports, Terrier, Appraisal, Capital Planning, Fire Incidents/
National Profile IPR Editor	Access all locations, add space records access only own folders in IPR only	User	IPR
National Profile IPR, Terrier, Appraisal, Leases Edits	Edits IPR, Terrier, Appraisal, Leases	User	IPR, Terrier, Appraisal, Leases, Reports, Portals, MAC
National Profile Leases Admin	Users of IPR Leases is Admin existing data	Admin	Leases
National Profile Leases Editor	Users of IPR Leases Edits existing data	User	Leases
National Profile Portals Admin	User will manage local Portals Viewers	Admin	Portals
National Profile Portals Viewer	User will see whats configured for them by a local Portals Admins	Viewer	Portals
National Profile Terrier Admin	Users of IPR Terrier is Admin existing data	Admin	Terrier
National Profile Terrier Editor	Users of IPR Terrier Edits existing data	User	Terrier, IPR

User profile details

### National Profile IPR and all modules Admin

Delete profile

USER PROFILE DETAILS

User profile name  
National Profile IPR and all modules Admin

Description  
All IPR and modules Admin

Role  
Admin

Applications  
Leases X MAC X Portals X Reports X Terrier X Appraisal X Capital Planning X  
Fire Incidents/UFAS X IPR X Accounts X Zetasefe X IPRConfig X

Cancel Save profile

Users can now be assigned into roles, this process unifies and simplifies the setup process.



The whole new redesign for security service makes user management a much slicker process.

The screenshot shows the NHS User Accounts application interface. On the left is a dark blue sidebar with navigation links: Me, Users (selected), User Profiles, Connections, Licences, Branding, Terms & Conditions, Notifications, and Clients. The main content area is titled 'Users' and features a '+ Create new user' button in the top right. Below the title is a 'FILTERS' section with three active filters: 'Email address: cliffw@micad.co.uk', 'First name: Cliff', and 'Last name: Wallworth'. There are also search fields for 'Organisation' and 'Position'. Below the filters is a table with the following data:

EMAIL ADDRESS ↑	FIRST NAME	LAST NAME	ORGANISATION	POSITION	DIRECTORY	ACTIVE	SUSPENDED	EXPIRATION
cliffw@micad.co.uk	Cliff	Wallworth	Micad Systems UK Ltd		Local	<input checked="" type="checkbox"/>	<input type="checkbox"/>	

At the bottom right of the table area, it says 'Records per page: 10' and '1-1 of 1'.

To access the IPR user management system, from the HUB click on the User Accounts App.

### Note

Only system administrators can access the User Accounts App.

The User Accounts App will not show on HUB if you don't have rights.

Check with your system administrator if you wish to have new users added or rights altered.

## IPR Features and fixes

### IPR Release SAMS 3.9.0.19036 features and fixes (09/01/2024)

#### 11329 Fixed an issue with SAMS Appraisal module

*Left menu that caused error Appraisal query error Variable qsDel undefined*

#### 11315 Fixed and issue in Leases Module, Copy lease feature

*Remove deprecated columns removed from stored proc (\_CopyLeaseLicence.sql)*

#### 11286 New Feature for SAMS Appraisal spreadsheet importer

*Added advice warnings are listed with Amber text, when importing new materials and designs that are not in the master table. Feature discourages human input error and unwarranted deviation to set standards.*

The screenshot displays the SAMS Appraisal spreadsheet importer interface. The top section shows a Microsoft Excel spreadsheet with columns for Design, Materials, Condition, Remaining Life (Yr), Year, Life Cycle Period, and Comments. The bottom section shows a summary of the import process with a table of identified issues and suggested actions. A red arrow points to the 'I want to import anyway' button.

Spreadsheet Row number	Identified issue	Suggested action
2	Surveyor and Survey date must have a value	
3	Surveyor and Survey date must have a value	
4	Surveyor and Survey date must have a value	
5	Surveyor and Survey date must have a value	
6	Surveyor and Survey date must have a value	
7	Surveyor and Survey date must have a value	
8	Surveyor and Survey date must have a value	
9	New Material identified for 02.01 External Walls & Finishes - "Reindeer".	Please consider using existing Materials
9	New Design identified for 02.01 External Walls & Finishes - "Animal".	Please consider using existing Designs
9	Surveyor and Survey date must have a value	

*Custom feature for NHSS importer that tests the data for data inconsistencies. Halts the import process and allow secondary correction and consideration before importing. Tests are carried on Physical Condition and Statutory data only. Failure to meet the rules results in Red. NHSS wish to contain the scope of Design and Material, falling out of scope raises an Amber warning. Design and Material are built in the Appraisal database as data is input, therefore new or empty systems will show this warning.*

*Red = stop and correct your data. Amber = observe, check if you have made typos.*

#### 11033 SAMS Appraisal improve page efficiency to mitigate page timeout

*Huge appraisal pages (C. 2500 rows) could cause browser out of memory*

**11119** SAMS, setting Portals user rights from Profiles

*Fixed an issue identified that did not allow the first admin account to access Portals to set up additional users*

## **IPR Release SAMS 3.9.0.20441 features and fixes (12/04/2024)**

*Version 3.9.0.20441 Date 11/04/2024 11:54:43*

In this release there are fixes and we introduce the two modules, Asbestos and Compliance. These modules have been UI aligned to the IPR 3.9 style. The modules are functionally the same as 3.8. There are some minor changes made to support the new NHS 2023-23 ERIC data definitions (As Issued by NHS England January 2024)

**11597** SAMS Appraisal, finalising a defect as Complete needs to be clearer

*Fixes an issue where it was not obvious that the Completion process required further details that are mandatory, they appear below the dialog box. A feature is added to show the use the mandatory fields.*

**11430** NHSS IPR Terrier Historic Valuations Data/ UI change

*NHSS specific feature request adds the ability to have more than one valuation, this give the ability to keep a historic record.*

**11465** NHSS specific, Appraisal module Remaining life shows zero

*Fixes an issue related to column heading showing from a Department of Health field that had no data when on screen. The issue appeared as if there were no data, when the data is actually there, just not shown*

**11515** SAMS, IPR Forms and Custom reports cause error

*Fixes an issue with Edit custom report raises error*

**11537** Accounts user SSO, provider box allows any garbage text entry

*Removed, this feature is not needed*

**11556** SAMS Configure Survey raises error

*Fixes an issue with configuration and viewing of survey templates*

**11557** SAMS Appraisal, Appraisal Query cant edit an existing query

*Fixes an issue with rights that prevented deletion of fields from an existing report*

**11592** IPR, Custom report cant delete a data field once added

*Fixes an issue with rights that prevented deletion of fields from an existing report*

**11660** SAMS Terrier Copy address site to block and also changes the block location name and code

*Feature request for change to Terrier, copies over the Address between Site and Block. Previously this would change the location name too. This was altered in line with the client request.*

- 11712** Asbestos UI Change the dotted lines separation colour
- 11744** Department tree, UI Table text colour, UI text and cosmetic image issues
- 11747** Left menu, Role does not work/is not read by IPR left menu
- 11752** Asbestos Report for 3.9 Report, convert classic Asbestos MA PA to new technology
- 11756** NHSS Specific, Switch menu links off when the build is not NHSS
- 11758** Security, As a Micad checked user i should see Terrier & Leases in Admin mode
- 11759** Security, left menu content consistency for module alignment for levels Site and Region
- 11762** Asbestos Module 3.9, UI issue Risk & Events schedule table format is squashed
- 11763** Asbestos Dashboard, Action link caused 404, UI issue
- 11764** IPR Cosmetic, UI text and background issue
- 11765** IPR Cosmetic UI location Status are missing
- 11766** Asbestos module UI explorer cosmetics
- 11767** Asbestos module, Limbo list delete takes the wrong item
- 11770** Asbestos module UI alignment issue
- 11774** 2FA MT Security, UI issue entering the code by hand misses first number
- 11776** Asbestos Admin (Profile Role) requires default Omnipresent and left menu Asbestos dashboards
- 11778** Asbestos module UI text colour alignment issue (Profiles feature)
- 11843** Asbestos Module 360 integration issues Asbestos preview missing
- 11844** Asbestos Module 360 integration issues Menu colour issue, make it draggable, add scroll bars
- 11871** SAMS, UI Popover cosmetics shows background artefacts
- 11872** SAMS, UI Header graphics show two conflicting logos
- 11873** SAMS User forms Run option shows error
- Fixes an issue where the form would not execute*
- 11877** Location UI issue status are not showing
- 11879** As-Built UI issue status image unreadable
- 11881** Asbestos statistics page causes 404
- Fixes an issue where a report was called from the wrong folder*
- 11887** Asbestos module users, shows soft deleted or invalid

*Removes visibility of ex-users or those with no first or last name*

**11959** SAMS specific, switch for ERIC and EMR Left menu sub-content

*Left menu content management for different types of clients. Set by a background switch. IPR can be Healthcare, Further Education, Commercial.*

**12027** SAMS 1.1 UI issue, chart tools requires Fusioncharts XT version

**11986** SAMS NHSS only Exec Summary content import feature

*New feature for NHSS, 6 Facet Executive summary data importer feature. Data must come from the Micad Executive summary template produced by the Micad data template export reports. Data cannot come from technologies that pre-date Micad SAMS*

**12057** SAMS Appraisal Import not importing Surveyor

*Fixes an issue for NHSS SAMS 6 Facet data import would ignore the surveyors name column.*

**12030** IPR 3.9 Release ERIC changes for 2022-23

*We have modified and the NHS ERIC site form to reflect changes visible in the new data definitions. There are more values required 2022-23. Assuming you have these kind of space allocations within the Trust.*

*For **ERIC S02**, there are new extended space status to add to your IPR ERIC, these come from the (S02 section S02\_05 through S02\_32.*

*To be added by an Admin user of IPR. At room level, go to Tools, Property information, ERIC Space Status. In the custom property data group named 2020 ERIC, you will see a field named ERIC Space Status. Its content is comma separated you, can edit the string add the new Status to the end of the existing entries.*

Property information

Selected group: 2020 ERIC Space Status

Manage fields & groups

Fields in current group

ERIC Space Status: Clinical Space - Private Patient S02\_05,Clinical Space - Pathology Chemical S02\_06,Clinical Space - Path

Submit Cancel

Guest view Publisher view

*Use a text editor or create the extended list in CSV format. One long string is used, a comma between and no space between each is required. Leave the original string unchanged, just add the new values as needed at the end. Click submit to save the field look values.*

- Non-Clinical Space - 111 Contact Centre S02\_19
- Non-Clinical Space - 999 Contact Centre S02\_20
- Non-Clinical Space - PTS Contact Centre S02\_21
- Non-Clinical Space - Hub (make ready station) S02\_22

- *Non-Clinical Space - Spoke S02\_23*
- *Non-Clinical Space - Ambulance Station S02\_24*
- *Non-Clinical Space - Patient Transport Services S02\_25*
- *Non-Clinical Space - Training S02\_26*
- *Non-Clinical Space - Corporate S02\_27*
- *Non-Clinical Space - Fleet Workshop S02\_28*
- *Non-Clinical Space - Hazardous Area Response Team (HART) S02\_29*
- *Non-Clinical Space - Masts S02\_30*
- *Non-Clinical Space - Logistics Store S02\_31*
- *Non-Clinical Space - Other - Areas NOT included in S02\_19 to S02\_31 S02\_32*

**Note.** *It is essential to use the format specified here so that charts can provide both data sets from one single field. Clinical/Non-Clinical is derived from here as well as the space status. Test your results by changing some data and then check the ERIC Site charts and legend are showing correctly.*

*If you have any questions or need assistance please contact Micad support.*

### **ERIC S10 Car Parks**

*Use the Terrier at Site level to allocate your Site car parks, in the format that can be made available for export for ERIC. You can define your own types and space definitions.*

#### **S10 Space types:**

- S10\_03 Designated disabled
- S10\_03 Designated disabled (Leased In)
- S10\_04 Electric vehicle charging points
- S10\_04 Electric vehicle charging points (Leased In)
- Residential Parking Space

#### **S10 Carpark Types:**

- Multi-storey car park
- Open car park
- Temporary car park
- Residential car park

*If the ERIC S10 codes change by name or code, you can edit and update the master definitions in the terrier.*

*To create Car parks in Terrier, at Site level go to Terrier, Location information, External spaces, Add carparking facilities.*

*Once you have created a Carpark, to add spaces, Click Edit. Click Add spaces, you can add individual space type counts. To define specifically in line with ERIC naming conventions, use the Edit Parking type to define the names to use during lookups.*

Once complete the ERIC Site form will show a table breakdown and totals for the site. Use the Export to Excel to extract the data and manipulate if needed.

Car parking										
 Export to Excel										
Site car parks	Type	Responsibility	Total spaces	Pay & Display	Reserved	S10.03 Designated disabled	S10.03 Designated disabled Staff	S10.03 Designated disabled Visitor	S10.04 Electric vehicle charging	Staff
CPZ001 - ED Drop-off Canopy - (A&E)	Open car park 4 (Drop Off)	AGHS Security	4	0	0	0	0	0	4	0
CPZ002 - ED Ambulances Only - (A&E)	Open car park 6 (Hospital Transport)	AGHS Security	6	0	0	0	0	0	6	0
CPZ003 - Antenatal & Children's OPD - Building 22	18 (P&D) 2 (Res) 2 (Blue) 2 (Pick Up)	AGHS Security	24	18	2	0	0	2	2	0
CPZ004 - Main Entrance - Priority Staff Barriered	32 (Staff)	AGHS Security	32	0	0	0	0	0	0	32
CPZ005 - Central Facilities - (Redundant)	Open car park	AGHS Security	17	0	0	1	0	0	1	15
CPZ006 - Central Stores - Building 9	Residential	AGHS Security	9	0	0	0	0	0	0	9
CPZ007 - Child Development - Building 15	Open car park	AGHS Security	15	13	0	2	0	0	0	0
CPZ008 - Mobility Services - Building 15	Open car park	AGHS Security	30	23	0	7	0	0	0	0
CPZ009 - Day Hospital - Zone D	Open car park	AGHS Security	20	0	0	3	2	0	0	15
CPZ010 - Day Nursery - Building 10	Open car park	AGHS Security	5	0	0	0	0	0	5	0
CPZ011 - Diabetics Centre - Building 17	Open car park	AGHS Security	28	18	0	2	0	0	0	8
CPZ012 - Car Park P2 - Staff Only	Temporary car park	AGHS Security	47	45	0	2	0	0	0	0
CPZ013 - Labour Ward Staff and Drop-Off - Building	Open car park	AGHS Security	12	0	0	0	0	0	0	12
CPZ014 - Beach Car Park - Staff	Open car park drop off	AGHS Security	7	0	4	0	0	0	0	3
CPZ015 - Labour Admissions - Building 1	Open car park	AGHS Security	20	6	0	0	0	0	0	14
CPZ016 - Laundry Courtyard - Buildings 3,4,5,6,7	Open car park	AGHS Security	17	0	3	0	0	0	0	14
CPZ017 - Main Entrance - Drop Off Only	Open car park	AGHS Security	17	0	0	4	0	0	1	12
CPZ018 - Car Park P1 - (Barriered) Visitors	Open car park visitor and staff	AGHS Security	157	157	0	0	0	0	0	0
CPZ019 - Health & Wellbeing - Building 11	Open car park	AGHS Security	18	0	6	0	0	0	0	12
CPZ020 - Outpatients Entrance - Zone A1	Open car park	AGHS Security	50	34	0	16	0	0	0	0
CPZ021 - Rear of Social Services - Building 19	Open car park	AGHS Security	20	0	0	0	0	0	0	20
CPZ022 - Rear Perimeter Road - Staff	Open car park	AGHS Security	44	0	0	0	0	0	0	44
CPZ023 - Side of Works Dept.	Open car park	AGHS Security	8	0	0	0	0	0	0	8
CPZ024 - Car Park P3 (Barriered) - Visitors & Staff	Multi-storey visitor	NCP	616	117	0	0	0	0	0	499
CPZ025 - Estates Maintenance - Building 8	Open car park	AGHS Security	12	0	0	0	0	0	0	12
CPZ026 - AAU - NHS Staff Only	Open car park	AGHS Security	4	0	0	0	0	0	4	0
Total			1239	431	15	37	2	2	23	729

The example shows how space types can be named to include the ERIC S10 codes.

## Reports Release, SAMS Reports services features and fixes API & App (09/01/2024)

App Version 1.0.19052 Date 17/01/2024 15:06:46, API Version 1.0.19051 Date 09/01/2024 14:30:24

This release is for the following bespoke specifications for NHSS

**11030** SAMS bespoke report NHSS-02, create variants

*New Reports, Create 2 new reports that can run separately by site and block requested by NHSS*

**11148** SAMS specific fix for report NHSS-01

*Nomenclature Building not being picked up in the middle of text field*

*Change 'Tenure' parameter title to 'Ownership' where applicable*

*Fix ownership parameter query was not correct on report NHS-04:*

*Appraisal Exporter fixes*

*Appraisal Exporter - Quantity column changed to field from query, not Excel formula.*

*Defectlist table removed from main query - no longer needed.*

*Change column heading "Ownership" to "Agreement Type" on report NHS-06*

*Restrict NHS report NHSS- 8 & 10 to XLSX*

**11097** Create SAMS Appraisal Executive Summary new template

*Create a method to export Exec summary data template*

**10949** Add support for retrying failed, interrupted and stuck reports

*Added report level field - appraisal reports to be at board level only*

*Added default parameters - Board level parameters: Site-Room, NHSS Region level parameters:*

*Board-Room, National Level parameters: NHSS Region-Room*

*NHSS Reports parameter label change - Changed all NHSS Report's parameter label Building to Block*

**NHSS specific new Report naming scheme based on Coded prefixes.**

*Updating NHSS report titles NHS-1 to NHS-7. NHSS Customisation request*

**11171** Report NHSS-01 feedback on cosmetic changes requested by NHSS

**11293** Added Site group parameter/updating naming convention for NHSS

**11341** Added departmental reports to the reporting service - Board level only

**11342** Review FCI calculation on NHS-10 report. Updated to Backlog Cost/Lifecycle Cost

*Fixed and issue to support for blank Region and RegionNHSS params in tabular reports*

**11363** Fixed and issue in Lease reports - adding NHSS Region parameter

**11364** Fixed and issue Updated Leases by Expiry (inc Break Date) report query to use new stored procedure



**11354** New report show a list of user profiles and which system they are used by

*Bespoke specification for NHSS it is listed under Security named **Profile List***

**11172** New report to run from National Top level

*Bespoke specification for NHSS, new report named **NR1 National Risk Summary of Property Appraisal Results By Board***

**10700** Fixed and issue where Leases Report - IFRS 16 would not show data

**11224** New feature template Export report parameter defaults

*Bespoke for NHSS, survey export process offers a default XLSX file name that includes the comprises Site code, Block name and Block code (DATA or BLANK), date (DDMMYY)*

[Reports Release, SAMS Reports services features and fixes API & App \(09/02/2024\)](#)

*App Version 1.0.19191 Date 31/01/2024 15:55:15, API Version 1.0.19386 API Date 07/02/2024 15:26:54*

This release contains bespoke report changes to the specifications of NHSS

**11368** New Security Report - User Clients (Micad Internal use only)

**11390** Security Report - Users Profile and Roles update. Added User Profile-filter.

**11480** SAMS Report wording change in description, EA2-Risk Summary of Property Appraisal Results By Site

**11479** SAMS Report wording change in description for, EA3-Risk Summary of Property Appraisal Results By Block

**11485** SAMS Report formula change for EA3 (bug fix)

**11364** Update to report name only (changed from 'Profile List' to 'Users Profiles List')

**11498** Ensure aggregates are working for report designer (Micad internal use)

**11566** SAMS report number EA7 to be removed from the NHSS systems completely

## Reports Release, SAMS Reports services features and fixes API & App (12/04/2024)

*App version - 1.0.20315, API Version - 1.0.20459*

### **11398** IPR Asbestos Items by Risk report

*New modernised version for IPR 3.9 runs via Reporting service and scheduler*

### **11421** IPR Asbestos Schedule of Findings report

*New modernised version for IPR 3.9 runs via Reporting service and scheduler*

### **11441** IPR Asbestos Re-Inspection Report

*New modernised version for IPR 3.9 runs via Reporting service and scheduler*

### **11447** IPR Asbestos Regulation 4 Report

*New modernised version for IPR 3.9 runs via Reporting service and scheduler*

### **11472** New Security report: Portals use by user & module

*New report used to monitor Portals use and last access date. Shows each Portal tile (topic) and the date of last access, also shows is users have ever accessed at all.*

### **11477** New security Report - 'User clients'

**11576** Update to Users report (Added new Boolean parameter for user to specify include/exclude Micad Users)

**11577** Update to Security report - Users Profiles & Roles report

**11579** Update to Security report - Users Profiles List report

**11580** Update to Security report - User Clients (Micad Only) report

### **11595** IPR Asbestos Items with Re-Inspections

*New modernised version for IPR 3.9 runs via Reporting service and scheduler*

### **11670** Compliance By Location

*New modernised version for IPR 3.9 runs via Reporting service and scheduler*

### **11671** Compliance By Element

*New modernised version for IPR 3.9 runs via Reporting service and scheduler*

**11752** SAMS & 3.9 Report, Asbestos MA PA fix to photos not showing

**11810** SAMS only EA5 Report change required (included Unreported costs)

**11817** SAMS only EA1 report requires SQL change (to included Unreported costs)

### **11670** New Compliancy by Location report

*New modernised version for IPR 3.9 runs via Reporting service and scheduler*

**11731** SAMS only, new report NR2 National Level Report (for FR D 63)

*This release is phased delivery for huge report, will remain working progress over coming updates*

**11859** Report Designer on National/Region level

*Users should not be able to create custom reports at National and Region level, only board level.*

**11974** SAMS EA1 Report minor calculations and some cosmetic fixes for NHSS

**12032** New SAMS TR1 report changes due since we have included multiple valuations in Terrier

*New report (cosmetically designed for NHSS, should benefit all clients) to show Terrier Valuations data where there are multiple and historic valuations*

**12044** SAMS NHSS Users report feature request

*NHSS bespoke specific report requires Board columns*

**11511** SAMS New UFAS1 report for national, regional and board output

*NHSS bespoke specific report used to export Fire incidents data out to Excel*

File Home Insert Draw Page Layout Formulas Data Review View Automate Help

Clipboard Font Alignment Number Styles Conditional Formatting Cell Styles Insert Delete Format Editing Sensitivity Add-ins Analyze Data

D26

Board	Site name	Block name	Date of incident	Location of incident	999 call made	Cause of fire	Cause of UFAS	Device type activated	Fire discovered by	Fire extinguished by	Fire service attendance	Has the Fire Risk Assessment been reviewed	Have there been previous UFAS incidents in the last 6-month period within this building	Have there been previous fire incidents in the last 6-month period within this building	Is the building exempt from call challenging	Method of extinguishment	H&S category of the incident	Primary use of the building	Type of incident	Was the building occupied at the time of incident	Were there any injuries
SAMS Training Board	Aberdeen Surgery	Aberdeen Main Block	19/01/2024	Kitchenette	Yes		Break Glass – Manual	Manual call point			No	No	Yes	No	No		Unwanted Fire Alarm Signal (UFAS)	Hospital (mental health facility)	UFAS	No	No
SAMS Training Board	Adamsen hospital	Kitchen Block	11/03/2024	Kitchen	Yes		Dust	Video detector			Yes	Yes	Yes	No	Yes		Unwanted Fire Alarm Signal (UFAS)	Hospital	UFAS	Yes	No
SAMS Training Board	Bellyman Surgery	Bellyman Main Block	12/03/2024	outside	Yes	Portable electrical equipment – incorrect use		Automatic suppression device	Fire and rescue service	No	Yes	No	Yes	No	Fire and rescue service using main gate		Staff residency Fire	Yes	Yes		

*To access this new UFAS1 report, choose the Portals option from the reporting service*

Note this document will no longer include Reports release notes

Release notes for the whole product suite are available [here](#).

IPR Release 3.9.0. features and fixes (02/09/2024)

This release is for Micad internal testing only. All features and fixes will be included in the next General Acceptance release.

13015 IPR 3.9 Appraisal classic view switch

Background configuration switch set by Micad, shows Appraisal module in SAMS format or Classic mode

13222 SAMS, Appraisal module Statutory compliance import issue

Fix for an importer issue the Statutory compliance facet of SAMS NHSS rank scheme

11519 New IPR + SAMS feature to be modernised, IPR Client query

The Client Query tool has redesigned IPR 3.9. You can access this feature as an IPR Administrator. Use this tool to design surveys that can be sent to your department heads to gather local insight on their occupancy data.

The screenshot displays the 'IPR Estate Management' application interface. At the top, there's a navigation bar with the Micad logo and user information for 'Cliff SSO Walworth'. Below the navigation bar, a message box prompts the user to qualify data for the Department of Facilities Maintenance FMA301, listing instructions like 'Click on a "Write" cell to edit it's contents' and 'Location information cells and "Only" cells may not be edited'. A 'Survey complete' button is also present. The main section is titled 'Location information' and contains a table with the following columns: Room, Code, Description, Function, Number of Occupants, Floor Covering, Occupied Period, Space Utilisation, and Vacant desks. The table lists various rooms such as Workshop, Plant Room, Lift, and Duct, each with corresponding data fields for occupancy and utilization. The interface uses a clean, modern design with green highlights for certain cells.

Room	Code	Description	Function	Number of Occupants	Floor Covering	Occupied Period	Space Utilisation	Vacant desks
Workshop	CM808001	Engineers	Clinical Waste Area	5	Alto	(13.00 - 18.00) 5 days/wk	Fully Used	3
Plant Room	CM808002	Switchgear Room	Service Duct	6	Please choose	Please choose	Please choose	
Plant Room	CM808003	Battery Room	Plant/Equipment		Please choose	Please choose	Please choose	
Lift	CM808008	Bed Lift No. 2	Circulation (Lift)	0	Please choose	Please choose	Please choose	
Duct	CM808015	Crawlspace	Service Duct		Please choose	Please choose	Please choose	
Duct	CM808016	Crawlspace	Service Duct		Please choose	Please choose	Please choose	
Duct	CM808017	Crawlspace	Service Duct		Please choose	Please choose	Please choose	
Duct	CM808018	Crawlspace	Service Duct		Please choose	Please choose	Please choose	

For the recipients, the updated UI is more intuitive, with its in-cell edit controls. These save the data changes immediately and users can choose to fill out their responses piece meal if needed. The data table is cleaner showing each edit. The top row heading remains fixed above the cell content.

For the Space manager, we have made it easier to access the recipient content, links, names and email addresses.

Users query Space Occupancy Survey for 2024 sent to:

Add new client to query [Export To Excel](#)

Client name	Email	Department	Date sent	Completed	
SSO Wallworth, Cliff	cliff.wallworth@micad.co.uk	Corporate Directorate COD102/Facilities FAC202/Facilities Maintenance FMA301	2/9/2024	Completed - 15 Client changes	<a href="#">Delete</a> <a href="#">View</a>

You can design your surveys and export the table of users and their links. Use this to create a Word, mail merge if your communications require detailed supporting guidance attachments.

Current Application: IPR Estate Management

micad pro

Cliff Wallworth Administrator (cliff)

Search - enter two or more characters to begin

Department	% Share	Area Occupied	Occupied Room NUA	Description	Function	Number of Occupants	Floor Covering	Occupied Period	Space Utilisation	Vacant desks
Corporate Directorate COD102/Facilities FAC202/Facilities Maintenance FMA301	100	67.93	67.93	Engineers	Workshop			24hrs		
				Engineers	Clinical Waste Area	5	Altro	(13.00 - 18.00) 5 days/week	Fully Used	
Corporate Directorate COD102/Facilities FAC202/Facilities Maintenance FMA301	100	20.87	20.87	Switchgear Room	Plant Room			24hrs		
				Switchgear Room	Service Duct	6		24hrs		
Corporate Directorate COD102/Facilities FAC202/Facilities Maintenance FMA301	100	6.65	6.65	Battery Room	Plant Room			24hrs		
				Battery Room	Plant/Equipment			24hrs		
Corporate Directorate COD102/Facilities FAC202/Facilities Maintenance FMA301	0	0	6.69	Bed LIFT No. 2	LIFT			24hrs		
				Bed LIFT No. 2	Circulation (LIFT)	0		24hrs		

The new UI on the Space manager's data QA is clean and simplified

### Fetaure test case

A hypothetical test case for this feature would be a space manager sending an annual occupancy survey by email to department heads. The success of survey relies upon the recipients being able to fill out an electronic questionnaire with relative ease, the value to the occupant is exposure to their own records. Together their engagement improves data quality through collaboration, and the outcome is derived from free crowdsourced data. The space manager can vet the returned data and choose to accept or reject the submitted feedback. The data sent back does not go directly into the live system until you qualify it.

If you want to try this feature, you'll need access to IPR as and admin and to have a second IPR account that simulates a lower non-admin user. You can review the feature and its concepts with this 3 part test plan. Once you have established the process, the survey can scaled up to meet the organisation's needs.

### Test plan step 1

IPR Admin user (Space manager role)

1. Allocates users to a department – Via Administrate > IPR user settings > Edit a user > set a Department (The selected Department needs to be allocated to space records in IPR)
2. Creates a space occupancy survey - Via Administrate > Client query > Add Fields
3. Add new client to query – Pick your Client name recipients from the users list
4. Send the email

### Test plan step 2

*IPR user (Space occupier or departmental contacts role)*

1. *Receives the email and clicks the link offered for the survey*
2. *Logs in as the IPR user (the recipient) and the survey page shows automatically*  
*OR the user can click a link that appears in the left Menu of IPR (only when a survey is granted to them) Left menu > Space use survey.*
3. *Recipient fills out the survey sheet, this can be done piecemeal but the system records each change. Instructions are visible at the top of the survey page.*
4. *Each change is acknowledged when recorded by changing colour to Green*
5. *Where there's physical checks needed, the survey may take days or weeks to be refined. Floor plans are offered if they are available. Users can use tools offered to review a department's total allocation per floor or check where a specific room is on the plan.*
6. *When the survey is completed, user can press a button - Survey complete*
7. *User can return to the data and make more edits if needed via the link from the Email*

*Test plan step 3*

*IPR Admin user (Space manager role)*

1. *Logs in and goes to Administrator > Client query*
2. *Checks the Dates and Completed status from the users*
3. *Those marked complete can now be evaluated for value*
4. *Click the Complete link*
5. *Review the data sent back from the departmental contacts, for each cell you can accept or reject.*
6. *The Accepted content is copied into your live IPR spatial meta data.*

**12806** IPR 3.9 client query add email address to the user name lists as well

**12808** IPR 3.9 Client query, User query feature, add 3 columns and an export to excel button

**12978** IPR 3.9 Client query, to show logical Department structure

**13204** IPR 3.9 Client query recipient audit page needs sticky header

**12209** Micad 360 walkthrough photo linking, icon issue

**12641** SAMS 1.2 NHSS SAMS Block Data form FR16, FR102

*New feature for SAMS, Introduction of a form to summarise and access NHSS specific block data*

**12667** IPR 3.9 Filestore recursive publishing creates Unhandled error

**12867** 3.9 Departmental occupancy table formatting and row counts

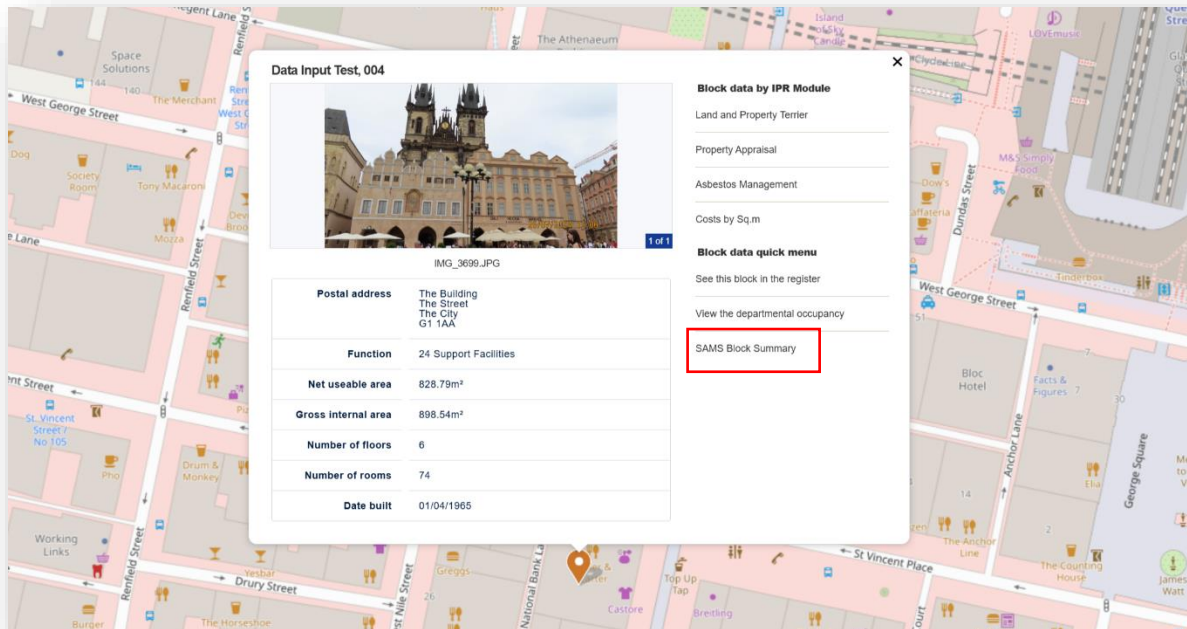
*UI Improvements for the user. Better presentation.*

**12051** IPR departmentaloccupation.asp table Icons and text alignment issues

*UI improvements to this overall feature*

**13169** IPR Map menu needs SAMS block data link (Part of NHSS SAMS solution FR16, FR102)

*New feature for SAMS, Introduction of a form to summarise and access NHSS specific block data from the Map pin menu*



**11005** SAMS label location label changes on reporting service

*Change Region to Site Group, Change Building to Block*

**11785** Asbestos Module 360 integration issues

*Improved UI 360 icon integration*

**11842** Asbestos Module 360 integration issues

*Icon for marker does not display correct*

**12067** Hub welcome screen Support button/feature to be switchable

*Add switch to direct SAMS or Micad Pro specific to their relevant support portal*

**12084** Accounts [Alpha] User promoted to login again for Capital planning

*Fixed an issue where Reports application handles client switch incorrectly*

**12105** IPR [MicadPro] Balance IPR menu colours

**12158** IPR [MicadPro] UI Align the Pie chart labels and topics

**12412** SAMS 1.2 NHSS SAMS Room Data form FR16

*1 of 3 New room data collection tool for SAMS specific data set. Uses NHSS space data and heated volume logic as well as providing gap analysis checks*

**12442** SAMS Edit defect is not allowing save

*Fixed an issue on SAMS NHSS 6 facet, pressing submit seems to do nothing unless Complete was checked first. This logic has now been corrected.*

**12566** Uploading files to Leases module error

*Fixed an issue where files would not upload specifically while in Leases module. Issue was limited only to Leases module.*

**12619** Location Resort feature causes Numeric error message

**12633** HUB is blocking direct URL pass through

**12777** IPR 3.9 Departmental Occupancy has lost Drawing Hatch features

**12787** IPR 3.9 Custom report result table sort issue

**12918** ERIC and SAMS Department occupancy Unassigned Area Click through shows the wrong data

*Fixed a legacy 3.8 issue where the charts filter ignored the Uncheck clickthrough.*

**12938** IPR 3.9 Asbestos module UI issues white on white cosmetic

**13022** IPR 3.9 Custom reports in cell edits on Boolean enters NO, instead of 0

*Fixes an issue that caused incorrect value to be shown*

**13028** Department occupancy page size and break scrolling features no longer working

*Improvement made to Department occupancy data interaction*

**13164** Custom Field Explorer results, displaying bogus data

**11963** Asbestos Survey Types [name] field allows a value > than 20 characters to be submitted.

**11966** Add new contractor popover has incorrect label

**11967** Add new consultancy popover has incorrect label

**11968** Add new status popover has incorrect textarea

**12050** IPR Details pages for documents all need common cell alignment

**12090** IPR About page Release notes target change

**12152** ERIC site car park table re-size with ellipsis and tool tips

**12293** IPR 3.9 Compliance User matrix, user can not be Unchecked from Admin mode

**12360** UI align styles of Application Chooser and Right User Menu with Hub

**12423** Update projects headers to use location header for micadpro/sams compatibility

**12446** Missed UI alignment of IPR explorer tree structure

**12448** IPR3.9 Apply New mechanism to allow Fusion Charts licence to be updated without requiring a container build

**12450** User activity report - Invalid date input detected



**12451** IPR 3.9 Departmental Occupancy page shows no results at room level.

**12515** Custom property search page issue

**12587** IPR Application switch does nothing on first click

**12592** Latest Metro style applied to Drawing Option sidebar

**12605** IPR 3.9 Drawing graphic reports right menu has lost its style

**12631** ERIC Room and Floor forms display Oops something went wrong error upon submit

**12640** SAMS 1.2 NHSS SAMS Floor Data form FR16

*Introduction of new data review forms specific to SAMS*

**12722** IPR 3.9 Custom property search parameter is causing error (Invalid numeric input)

**12747** IPR 3.9, Compliance, new feature - add export to excel on My compliance documents table

*Feature request from client*

**12776** IPR 3.9 custom reports mass update shows invalid numeric

**12778** IPR 3.9, Micad Pro is showing unnecessary SAMS Admin Options

**12789** SAMS 3.9 Appraisal Left menu has two incorrect links

*Fixed an issue where Appraisal Classic links showed unnecessarily on SAMS menu.*

**12826** IPR 3.9 Search does not work on Leases agreements page

*Legacy issue fixed where search would not work on this page*

**12924** Micad Searchable dropdown control does not work in a popover

**12669** IPR 3.9 Filestore sub-node highlight is white on white

**12679** IPR 3.9 Departmental hierarchy Tree view is too compressed

**12941** IPR 3.9 Departmental Occupancy, feature added to freeze the top row while scrolling

*Feature request from client*

**12765** IPR 3.9 search by custom property fix cosmetic issues

## IPR Release 3.9.0.22990 features and fixes (08/10/2024)

**11772** Asbestos Module CADi V2 hover menu interaction causes Unhandled Error

*Internal release issue fix*

**12151** CADi Graphic reports Asbestos Information hover menu not working

*Internal release issue fix*

**13296** IPR Users, editing the username does not update in IPR or Portal

*Internal release issue fix*

**13431** SAMS Room form to allow alphanumeric entry into Name & Code fields

*Beta feedback, Room & Fields should allow alpha numeric input. Fixed*

**12289** FileStore aliases & folder permissions issue

*Fixes an issue with top level view into FileStore where a user has been assigned an Alias.*

**12682** IPR 3.9 Micad 360 file type icon disappears from Explorer in the viewer of Micad360

*Internal release issue fix*

**12952** SAMS Appraisal importer, add a Cancel button and export results feature

*SAMS new feature requests, add cancel (Back out option) and export table feature to Physical condition data quality check during import process from PC Toolkit*

**13239** 3.9 Terrier, feature request. Add Listing status to Terrier summary page

*Client new feature request to include Listing status on the opening summary page to Terrier module*

**13447** The date listing tab in Terrier not updating

*Fixes a legacy issue where date of listing is not being recorded.*

**13461** IPR Search, box to increase size to show full text

*Internal release issue fix*

**13463** CADi V2, issue with hover callout pointer is too low

*Internal release issue fix*

**13465** IPR Lease 3.9, All agreements view requires a check box to Show terminated in the list view

*Client new feature request to allow a filter in the 'All agreements' table view of Lease Module opening page. To show/hide terminated agreements.*

**12683** IPR 3.9 Appraisal Module, Configure survey set sub-element visibility requires confirmation of the name of the element and sub-element

*Internal release issue fix*

**13464** Micad360, in IPR left menu controls change switch place with Explorer view, randomly

*Legacy issue fixed where the Explorer position changes place if the photos are very large and the wait is too long – the menu forms in the wrong order.*

**13474** SAMS Introduction of 3 data entry and validation forms, initial concept cosmetic changes

- 1. Form names - rename titles and left menu to match. On the Map menu rename the link "View the SAMS data" to "SAMS Block Summary"*
- 2. Rename all labels that are now "NIA" to "IFA" on all 3 forms*
- 3. Add the "(£)" to the column titles (Backlog cost (£), Replacement cost (£), Total cost (£)*
- 4. Rename "Amount" to "Value (£)"*
- 5. Valuations: **SQL query change** - only show most current for each type*
- 6. Backlog Chart legend to show % as well*
- 7. Floor form is missing a section heading See image above. Add a title called "Floor details"*
- 8. Heated volume calc to show formatted nnn,nn.nn*
- 9. Remove "Sq.m" expression for units of measure from the charts in SAMS Floor. No units are required in this expression, just the number alone.*
- 10. **BUG**, when an As-Built is available, make the GIA read only. If no As-built available GIA to allow hand input.*
- 11. Sort order of the Room/Area switch Combo is random. Needs to use the IPR Sort order logic*
- 12. Add a title to the sub-heading for "Room Details" on the room form*
- 13. {IF} the label is not a data field in the DB can we change it to Heated volume m<sup>3</sup>. If its meta data and the user can change the label in CPs on the master system.*

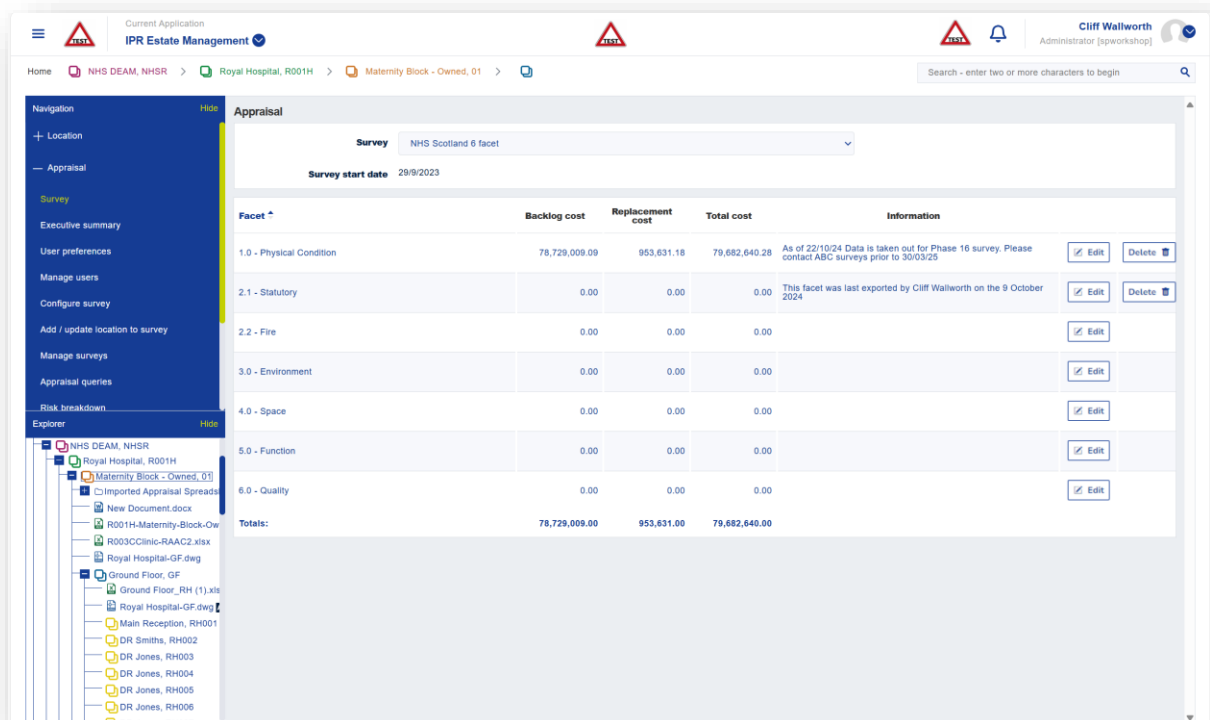
## IPR Release 3.9.0.23167 features and fixes (21/10/2024)

### 12625 SAMS Appraisal change request for labels

1. IPR Change UI to present Inspection Date, Remaining Life (Yrs), and Year fields together
2. IPR Change Edit Defect popup to present Inspection Date, Remaining Life (Yrs), and Year fields together
3. IPR Change Edit Defect popup to calculate the Remaining Life (Yrs) field from the Year – Inspection Date field
4. IPR Change Edit Defect popup to calculate the Year field from the Remaining Life (Yrs) + Inspection Date field

### 12954 SAMS, FR 136 Add a message to Appraisal Facet that warns user, this data is out for survey exported

*New feature to allow the users to leave notes on the status of offline data.*



Facet	Backlog cost	Replacement cost	Total cost	Information
1.0 - Physical Condition	78,729,009.09	953,631.18	79,682,640.28	As of 22/10/24 Data is taken out for Phase 16 survey. Please contact ABC surveys prior to 30/03/25
2.1 - Statutory	0.00	0.00	0.00	This facet was last exported by Cliff Wallworth on the 9 October 2024
2.2 - Fire	0.00	0.00	0.00	
3.0 - Environment	0.00	0.00	0.00	
4.0 - Space	0.00	0.00	0.00	
5.0 - Function	0.00	0.00	0.00	
6.0 - Quality	0.00	0.00	0.00	
Totals:	78,729,009.09	953,631.00	79,682,640.00	

*Use the information column to leave notes if the data has been exported. You may wish to use this field to inform colleagues that minor data edits have taken place during a major survey project.*

### 13546 IPR, Document edit feature Cancel button causes Conversion from string issue

*Fixes an issue where backing out via a cancel showed an unnecessary error message*

### 13550 Micad360 viewer, increase the size of popover labels

### 13578 SAMS Floor form, needs to allow free text input on names of Floor and Code

**13584** SAMS Block Form, Change Valuations to all, rather than specific names ('Land Value', 'Asset Register Value', 'Open Market Value', 'Net Book Value')

**13605** SAMS Forms, text cosmetics, change labels to Title case labels

#### IPR Release 3.9.0.23335 features and fixes (29/10/2024)

**13602** Asbestos Module Profile tool cosmetic changes

*Changed to makes drop popover bigger and less cramped*

**13654** IPR, Graphic report right side menu is missing text

*Some CSS missing from right menu, restored.*

**13684** IPR 3.9 Graphic auto report on Function field causes issue

*Fixes a build issue where Auto Report feature using the Function field resulted in error*

**13698** SAMS, Appraisal module does not save a new defect

*Fixes an issue identified where a hand entered new defect would not save*

**13699** SAMS, Appraisal module pushes the current row out of alignment after submit

*Fixed an issue identified where updating a defect pushed the row out of alignment with the main table of data.*

#### IPR Release 3.9.0.24542 features and fixes (19/02/2025)

This release includes new core features, fixes and some NHSS specific customisations

**13641** IPR DOCMON, hatch angle does not respect expected rotation

*Fixes a legacy IPR issue where hatch angles could be ignored. This feature is a backend fix to all systems rather than an IPR frontend issue so was fixed on 29/01/25.*

**11361** Terrier building photos, not showing if the file name has round brackets

*Fixes an issue where paired round brackets in the file/filename could cause the photo not to display*

**14808** IPR 3.9, remove the link to Audit Trail from Admin section

*Feature is moved to an independent central service via HUB*

## 12712 IPR 3.9 data quality check, make it location specific

*A common feature request from IPR clients, we have offered the ability to select specific Regions, Site or Blocks. The new controls require you to expand the view to add property.*



Item	Summary
<div>Region Count <span>Hide</span></div> <div><input checked="" type="checkbox"/> BETA Clara NHS Trust</div> <div><input type="checkbox"/> BETA Mi University</div>	1
<div>Site Count <span>Hide</span></div> <div><input checked="" type="checkbox"/> Clara Hospital</div>	1
<div>Building Count <span>Hide</span></div> <div><input checked="" type="checkbox"/> Rosemary House</div> <div><input checked="" type="checkbox"/> Clara Main Block</div> <div><input checked="" type="checkbox"/> Thyme House</div>	3
Floor Count	10
Room Count	689
Total NUA (m2)	10447.48
Total GIA (m2)	11278.28

*Note. Use the Show/Hide buttons to check the property required.*

## 13161 Advanced Query. Selecting multiple query items. OR operator becomes AND

*Fixes two issues with IPR Advanced query where the operator could not be either set or selected*

## 13726 Terrier Location Contacts dropdown not showing full list/error on planning details page

*Fixes an issue where operation is not allowed could be displayed*

## 13727 SAMS Appraisal import popover needs more room and word wrap on filename cell

*Cosmetic change to include word wraps. Applies to NHSS SAMS only*

## 13780 Alter Stored Procedures to Ensure AsbestosLocation records exists

*Change requested by a client*

## 13899 IPR 3.9 left menu persistence feature required

*New feature to hold the position of the left menu width size constant between page changes.*

## 13858 PDFs opening as 360 images if clicked from IPR Explorer left menu

*Fixes an issue where if a PDF is clicked, they could become associated as a 360 image*

## 13948 SAMS Terrier Details Summary - Copy Address from Site to Block is removing selections from other SAMS specific fields

*Fixes an issue where the Terrier Site copy address to sub-blocks would NULL SAMS data fields within the target block*

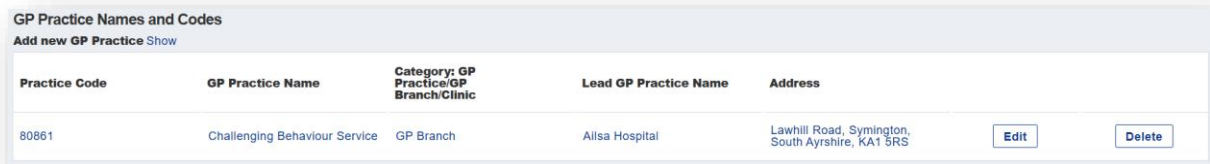
## 14091 Miasbestos Processing surveys gives "Invalid numeric input detected" MicadPro

*Fixes an issue with Asbestos App import process*

**13499** Make IPR honour the new custom permission for Asbestos, Appraisal, Leases and Terrier in IPR sync User(s)

**13667** SAMS 3.9, Terrier customisations add fields to support FR86 Practice Codes

*NHSS SAMS specific feature for Terrier Module, adds a new feature to record NHS GP Practice information comprising names, codes, type and parent. You can store one or more in the format shown below.*



Practice Code	GP Practice Name	Category: GP Practice/ GP Branch/Clinic	Lead GP Practice Name	Address		
80861	Challenging Behaviour Service	GP Branch	Ailsa Hospital	Lawhill Road, Symington, South Ayrshire, KA1 5RS	Edit	Delete

*To access the new feature, go to Block level, Terrier, Location information*

**Note.** *This feature could be made visible to NHS England IPR users. If it is of interest, please get in touch.*

**13910** Micad Pro, Asbestos Module Comments field is too small at 255, increase to 512

*Client feature request to extend text capacity in the inspection asbestos notes fields.*

**14704** Scan Environment - Remove Location MABL test fails with error from trigger

*System feature*

**13959** IPR 3.9 Leases, when trying to change area type to NUA or OTHER it keeps defaulting back to GIA when you select update

**14013** IPR Unable delete 1700+ rooms. Shows a message Out of string space

*Fixes an issue where 1700 rooms for deletion on the same floor, would time out.*

**14055** IPR page header needs the authWebservicePort value in the images urls

*System feature*

**14102** IPR 3.9, Custom reports Departments needs to include the Code column too

*Client feature request to include departmental code in the table results view*

**14183** Copy survey item and Augment Syntax error after security hardening

*Fixes an issue in the Asbestos module, where copy item would show an error*

**13430** SAMS 3.9 Location and Leases importer NHSS FR37

*NHSS SAMS only feature, at add a link to Administrate section of IPR for toolkit importer.*

**14080** SAMS 3.9 Terrier, NHSS add Terrier Status field to summary/map popover

*NHSS specific feature for Terrier Module and Map, to show the block Status assignment.*

*An update to lookup content is being implemented also. The Status values will depict verbally whether the Status represents an Active or Inactive state for clarity. This method will allow for future scope if needed*

- Active (Active)
- Delete Data (Inactive)
- Demolished (Inactive)
- Dispose (Active)
- Leased (Active)
- Occupied (Active)
- Sold (Inactive)
- Surplus (Active)
- Surrendered (Inactive)
- Terminated (Inactive)
- Under Construction (Inactive)
- Vacant (Active)

*In this release, Status is now visible in SAMS on the Map pin popover and in the Terrier block level summary page.*

**Note.** *This feature could be made visible to NHS England IPR users. If it is of interest, please get in touch.*

[IPR Release 3.9.0.24822 features and fixes \(17/03/2025\)](#)

**14834** SAMS, Appraisal module improvements to Data validation import rules

*New feature to extend the data validation process that reinforce the backlog logic so that data can not become contradictory or invalid. The import processor makes validation checks during the transfer of Physical Condition data from the surveyor's spreadsheets. For each failure, there are now advisory notes shown to indicate the required corrective action*

**14951** IPR User Settings, Remove Micad checked users from lists

*System feature*

**13573** IPR/SAMS 3.9 Terrier increase character limit in the listed building notes and conservation notes fields

*Feature request from a client requires text capacity to be increased to 512 characters for Listed building notes and conservation notes fields.*

**14895** IPR 3.9 Client Query, is showing Micad Checked users in the mail list

*System feature*



## IPR Release 3.9.0.25229 features and fixes (11/04/2025)

This release offers some new features and fixes for IPR 3.9

**15170** SAMS Appraisal Module, updating an Inspection date & Year shows incorrect Date format & 1900 as the year

*Fixes a format issue that could be observed while a defect is being updated.*

**15166** IPR 3.9, Compliance, too many users are showing in the Transfer list

*System feature*

**14807** Compliance module link should use system licencing based visibility

*System feature*

**14910** IPR 3.9 Asbestos, remove Micad checked users from Asbestos Users Administration Page

*System feature*

**14921** IPR 3.9 Compliance, remove Micad checked users from lists

*System feature*

**14922** IPR 3.9 Compliance, remove Micad checked users from lists

*System feature*

**14923** IPR 3.9 Compliance, remove Micad checked users from lists

*System feature*

**14924** IPR 3.9 Compliance, remove Micad checked users from lists

*System feature*

**15167** IPR Compliance, user list needs email address for clarity

*Improvement to remove ambiguity, specifically where users may have more than one user account in the same name but with different email addresses. You can now see both user name and email address together*

**15189** SAMS PPP form modification requests, rename Rented area, hide IFRS and Expiry check box fields

*Feature request to hide and change labels in the SAMS PPP summary page*

## IPR Release 3.9.0.26119 features and fixes (12/06/2025)

**15616** IPR 3.9 Terrier, investigate Location Contacts not showing

*Fixed an issue where database null values prevented contacts showing on screen*

**15469** Add IPR ClientKey Filtering to Accounts Notifications

*System feature*

**14913** IPR 3.9 Costs module, summary and add cost pages are not showing the cost per sq.m calculations

*Fixes an issue where Cost per m were not calculated if a total Cost was input*

**15607** SAMS, Appraisal Module at Region level shows an error for large scale calculation pages/condition/conditionmenu.asp, line 899

*Fixed an issue where number format limitations caused issue in showing aggregated costs*

**13430** Part 1 SAMS 3.9 Location and Leases importer NHSS FR37

*Part 1 of 2 development for IPR SAMS, location importer toolkit*

**13901** SAMS 3.9 Admin section Data import feature - link for admins (SAMS FR37 relates)

*Add a data import link visible to Administrators to the IPR administrate list*

**14761** Cost module problem applying weightings to costs

**15251** IPR Terrier, Services, Add a new Meter type field to improve data support for energy monitoring

**15502** Part 2 SAMS 3.9 Location and Leases importer NHSS FR37

*Part 1 of 2 development for IPR SAMS importer toolkit for add support for Lease and Valuations*

**15518** Leases Module, Diary setting pop overs are too small

*Improved layout to use more screen space for the settings criteria*

**15206** Adding Image to "Completed" asbestos Item gives wrong error message.

*Completed items sill showed drag and drop feature from Filestore. Now Filestore will not be shown unnecessarily.*

**15331** Asbestos module importer page should be Chronologically ordered by default

*Changed the order of the MiAsbestos app uploads, upon entry should be shown in chronological order*

**15494** Asbestos adminTools.asp timeout on Refresh asbestos location data

*System feature*

<END>