



Release notes

Micad IPR 3.9

11/04/2025

Document Version 4.2



Contents

Introduction	3
New features for IPR 3.9	3
Introducing Micad Pro HUB	4
HUB features and navigation	5
How to access Micad Pro HUB	6
Accessibility preparations for new Micad Pro HUB	7
How to sign in to HUB	8
System selection	9
The MICAD product suite is branded for NHSScotland in the name of SAMS.....	9
Admin Centre corporate branding.....	10
Admin Centre User management	12
Create user	12
Delete user	13
Edit access roles for existing users.....	14
Admin Centre HUB Notifications	15
2FA Authentication	16
Register account (Self-register setup for system administrators)	17
What you will need to enable self-register	17
Register account (Self-register for a new user)	19
IPR 3.9 User interface	21
NHSScotland specific variations of IPR, Leases, Terrier and Appraisal Modules.	22
Appraisal Module (SAMS) variant	22
Leases and Terrier module (SAMS) variant.....	23
Terrier Valuations	25
Data entry forms (SAMS) variant – SAMS Block Summary	26
Data entry forms (SAMS) variant – SAMS Floor Editor	27
Data entry forms (SAMS) variant – SAMS Room Editor	28
IPR 3.9 Features moved from within IPR out to HUB	29
Reports & Exports	29
Admin centre (User account management)	29
Audit trail	29
New Reporting service	30
What's new in Micad Reports	30
New Admin centre service	31

IPR Features and fixes	33
IPR Release SAMS 3.9.0.19036 features and fixes (09/01/2024)	33
IPR Release SAMS 3.9.0.20441 features and fixes (12/04/2024)	34
Reports Release, SAMS Reports services features and fixes API & App (09/01/2024)	39
Reports Release, SAMS Reports services features and fixes API & App (09/02/2024)	40
Reports Release, SAMS Reports services features and fixes API & App (12/04/2024)	41
Note this document will no longer include Reports release notes.....	42
IPR Release 3.9.0. features and fixes (02/09/2024).....	43
IPR Release 3.9.0.22990 features and fixes (08/10/2024)	49
IPR Release 3.9.0.23167 features and fixes (21/10/2024)	51
IPR Release 3.9.0.23335 features and fixes (29/10/2024)	52
IPR Release 3.9.0.24542 features and fixes (19/02/2025)	52
IPR Release 3.9.0.24822 features and fixes (17/03/2025)	55
IPR Release 3.9.0. features and fixes (11/04/2025).....	56

Introduction

In this IPR release 3.9, we have introduced some great new features. There's a new application launcher that we have named HUB. HUB is a multi-tenant service where all clients access from the same web URL. We have applied the next generation User Interface (UI), it aligns IPR to the modernised Portals 3 look and feel. There's an entirely new Reporting service that sits better and logically outside IPR.

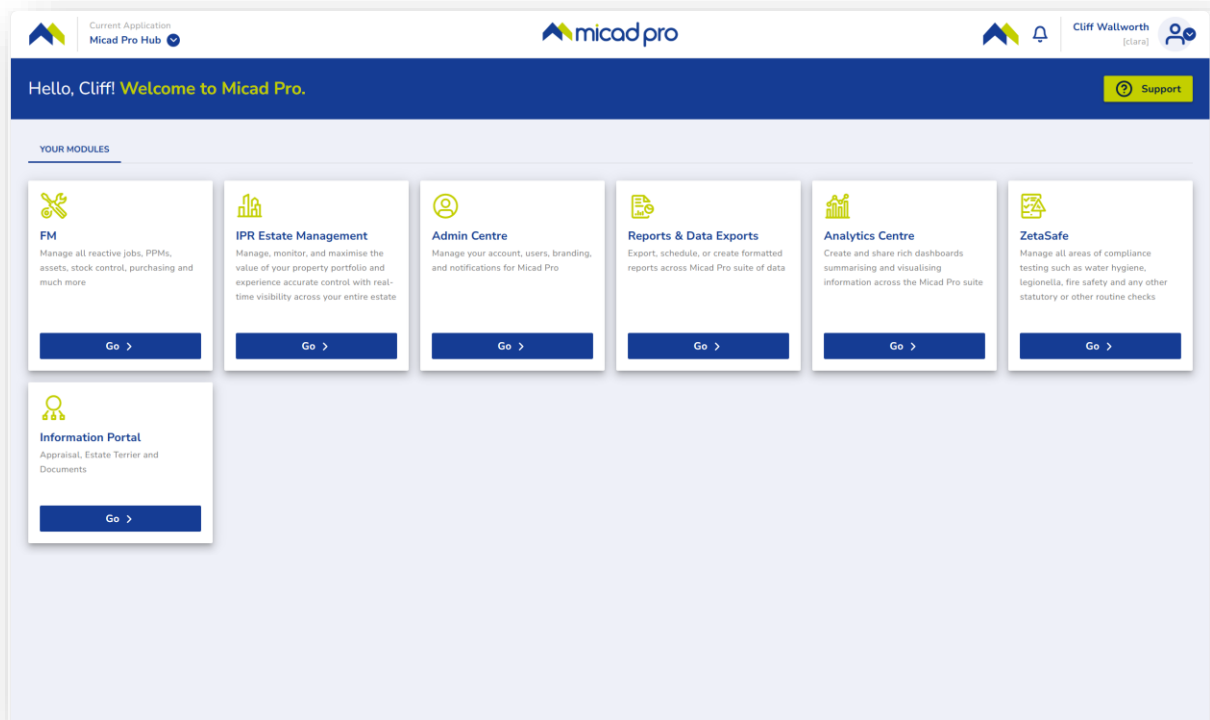
In this IPR release the Leases and Terrier Modules have had some additional fields added commensurate to NHS in Scotland methodologies. The Appraisal module has undergone some major changes that will be available to meet survey standards of the NHS in Scotland (NHSS). These NHSS specific features are switchable by Micad via backend configuration.

New features for IPR 3.9

- New Micad Pro HUB platform service
- New Reporting service
- New Admin centre (Centralised user management)
- New 2FA authentication
- New corporate branding feature
- IPR 3.9 standard UI style
- New appraisal module feature to accommodate NHSScotland 6 Facet Backlog methodologies
- Leases and Terrier module (NHSScotland specific changes)
- Legacy features moved from within IPR out to HUB

Introducing Micad Pro HUB

HUB is the home for the Micad Product Suite. A new standard feature which appears at login.



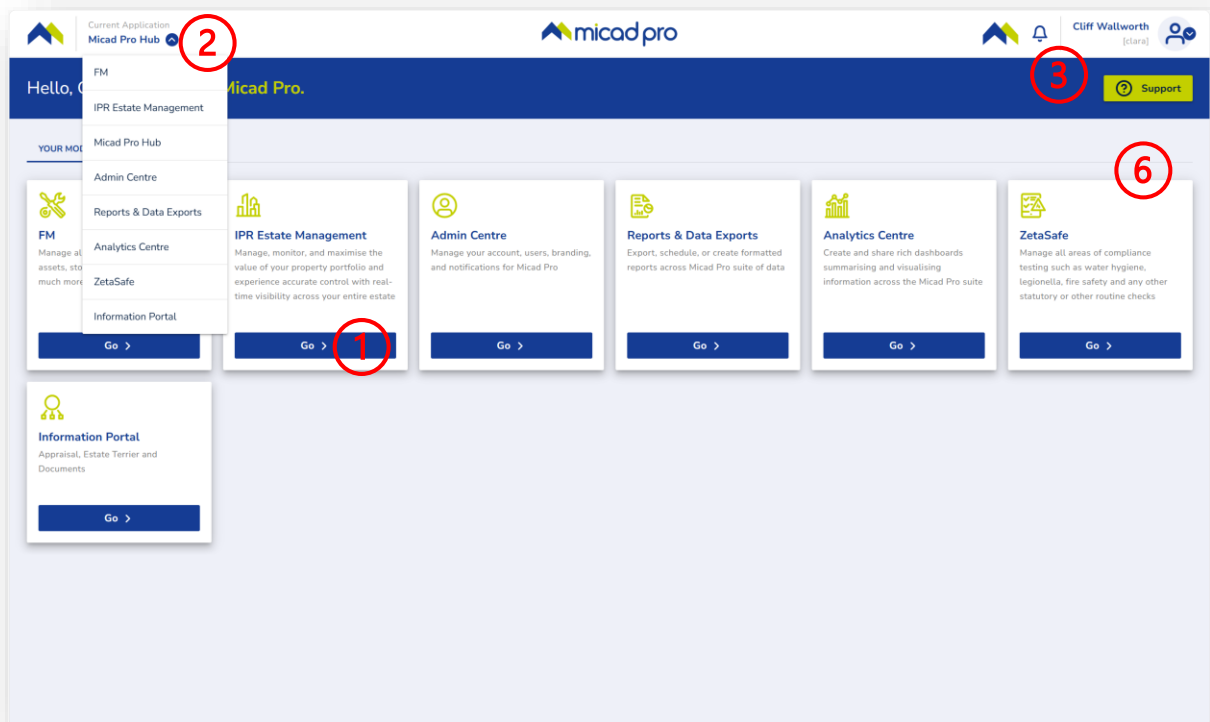
HUB is the platform application launch pad. All of the Micad products will become accessible via the HUB platform. You can still store direct links into each application as you have traditionally, but for new system users it's a good idea to share the home URL for the HUB.

Note. The web URL for HUB is now a common address for all clients. This simplifies access for all clients. This is different to your traditional IPR 3.8 web address.

See below

HUB features and navigation

1. Launch the application – click on the Go button
2. Application Switch – quickly switch between applications
3. Identify your client key (CID) – *Example image shows a system named “Clara”*



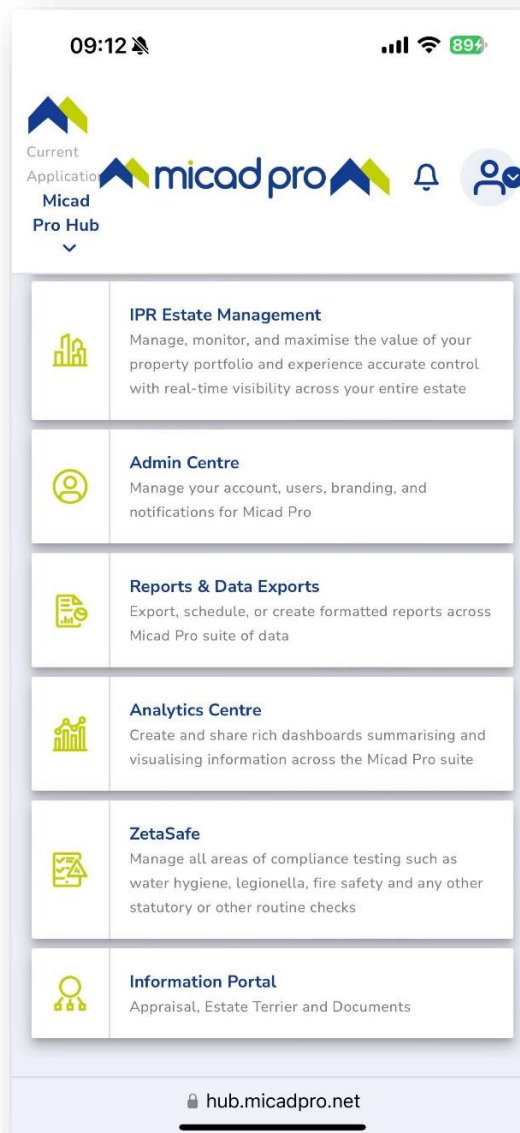

4. Sign out of the HUB and all applications
5. About - Identify the application versions
6. Get help from Micad support
7. Homepage link – click the top left corner Micad icon

How to access Micad Pro HUB

To access HUB from desktop, you need to bookmark this new link

Bookmark this link on your desktop <https://hub.micadpro.net/>

From a mobile, scan the QR and bookmark URL on the device



Universal QR code for HUB

HUB displayed on mobile phone

Note. If you have access to more than one IPR (as a contractor/service provider) you will be given a list of your associated systems beyond the login.

NHSScotland do not use this URL, NHSS have a separate enterprise solution with discreet URLs.

Accessibility preparations for new Micad Pro HUB

In preparation for Micad Pro, you can check access ahead of a system onboard and upgrade.

The HUB and all of its applications will all reside on micadpro.net



Check you can access the new URLs

Whitelists for your IT:

The web domain:

***.micadpro.net**

The email address:

no-reply@micadpro.net



Here's some tests you can to help validate accessibility

1.If you cannot access the Micad Pro web address, contact your IT and share the whitelist requirements. Your IT may be blocking unfamiliar websites. Share the whitelist information above with your IT. You can conduct this test ahead of any system upgrade.

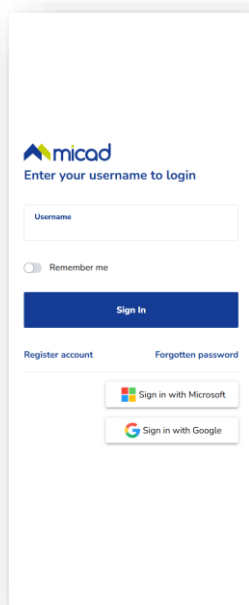
The “” allows Micad to present **any current and future sub-domains** on **micadpro.net** as our product list expands.*

2. Once you have a Micad Pro and IPR 3.9 system built, you can test that email address are accepted by your organisation. log in and requesting a password reset. Repeat the same with colleagues that also have known to have active IPR user accounts. If the reset message doesn't arrive to you and your colleagues, ask your IT support and share the information above. You cannot run this test until your IPR system is built and the user accounts are available after the upgrade

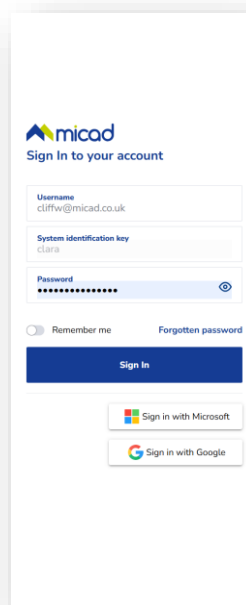
3. Consider and repeat the same tests for mobile devices if needed

How to sign in to HUB

When you set up your users, make sure you fill out their contact details and provide a mobile number where possible. This provides another means of contact verification for the 2FA process when that's enabled. For existing IPR users, review your user accounts using the Admin centre, update where necessary and this will reduce the labour of the 2FA process. You can use the Classic IPR email account or SSO if you have it setup in your browser.



The HUB login, home of the whole system




Direct IPR login, you will see the System ID

Note. You can still share direct links to IPR with your colleagues and contractors. The direct option will show the System ID but will bypass having to land on the HUB first.

Direct system link sharing will not bypass the need to pass the 2FA verification.

If you have access to more than one IPR (as a contractor/service provider) you will be given a list of your associated systems beyond the login.

System selection



The system selection screen only shows when you have a valid account on more than one system. If you wish to bypass the system selection process, share the direct links within the HUB applications.

The MICAD product suite is branded for NHSScotland in the name of SAMS

For NHSScotland, Micad product bears the product name SAMS (Strategic Asset Management System).

New features of the Micad HUB platform allows for Branding. We use this feature to provide corporate themes with images and narratives that will show in each application header and logon screens.



Application example showing HUB

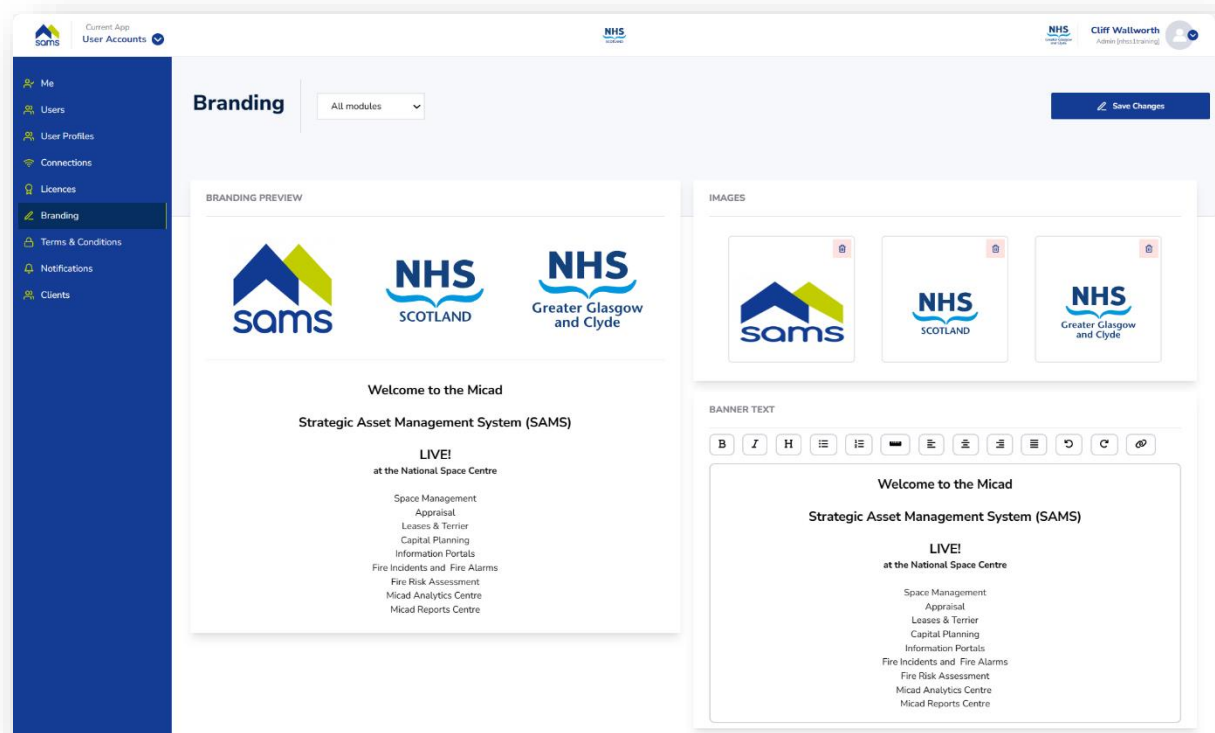


Three images can be used within the top menu area to personalise your system.

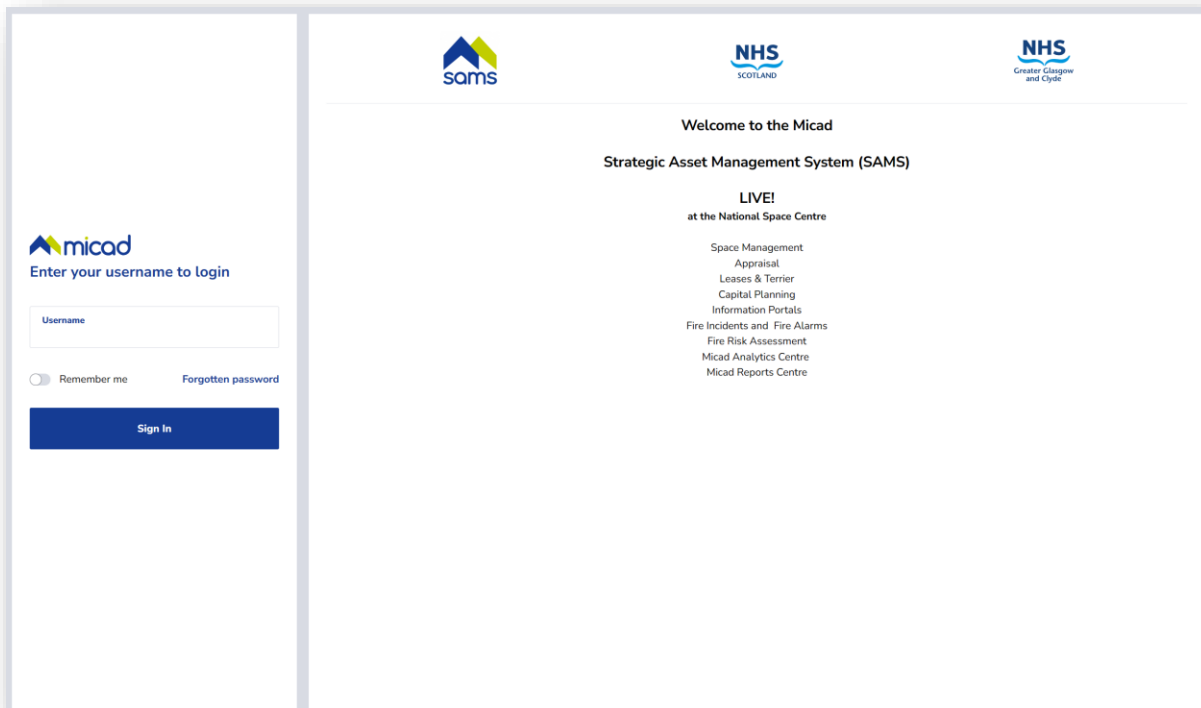
Admin Centre corporate branding

Micad can apply corporate branding to your HUB and suite of applications. If you have high quality images or even vector SVGs and a mission statement, please contact your account manager with the materials.

The example shows how the NHSScotland SAMS system is branded using HUB's Admin centre.



Branding can be set up by Micad. Images applied by drag and drop, a text box is offered for the login screen.



The login page shows, a welcome message or a mission statement.



The main login page can also be used to deliver notifications to users.

Admin Centre User management

Use the Admin Centre to create and delete users.

Create user

From Admin centre, choose Users, Create new user. There are two sections for fill out for a new user.

The screenshot shows the 'Create new user' interface in the Micad Pro Admin Centre. The left sidebar contains a menu with options: Me, Users, User Profiles, Connections, Licences, Branding, Terms & Conditions, Notifications, and Clients. The main content area is titled 'Create new user' and features a 'Details' tab (active) and an 'Access' tab. The 'Details' section includes a 'Clear all' link and several input fields: Username (*) (cliffw@micad.co.uk), First name (*) (Cliff), Last Name (*) (Wallworth), Telephone number, Extension, Telephone number 2, Mobile number (810), Fax number, and Time zone. A legend indicates that (*) denotes a mandatory field. A 'Next' button is located at the bottom right of the form.

Observe the mandatory field requirements. A Mobile number is useful where 2FA is enabled.

Fill out the user details, Click Next.

In the second section, observe the new setting to have the account Active. This is a complement setting to the account expiration feature.

The screenshot shows the 'Create new user' form in the micad pro interface. The form is divided into two tabs: 'DETAILS' and 'ACCESS'. The 'ACCESS' tab is currently selected. The form includes the following fields and options:

- Permissions:** A toggle switch for 'Micad user' is set to 'Active' (blue). The 'Organisation' dropdown is set to 'Micad Systems UK Ltd'.
- Directory:** A text input field.
- Position:** A text input field with 'PO' entered.
- Expiry date:** A date picker field.
- User profile:** A dropdown menu.
- App roles:** Three dropdown menus for 'IPR', 'Appraisal', and 'Asbestos', each with a 'Select' option.

Don't forget to set the user Active, the default is Inactive

You can block a user login by sliding the Active toggle. The account will remain without needing to delete but will be marked Inactive.

For short term access you may choose to set a date when the account will be automatically marked inactive by the system

Fill out the new user's roles and then click Save this user.

Delete user

From Admin centre, choose Users, Delete user.

The screenshot shows a 'Confirm user deletion' dialog box. The dialog box has a title bar 'Confirm user deletion' and two buttons: 'OK' and 'Cancel'. The background shows the 'micad pro' interface with the 'Users' tab selected in the sidebar.

Click OK, for confirmation. The user will be deleted and no longer visible in any list.

Edit access roles for existing users

Use the Admin Centre to manage all system users. For Micad Pro, all applications use this common feature.

Use the right menu pane to set your access roles.

You will recognise the classic IPR roles, choose the rights for your users and then click Save changes at the bottom of the right menu list.

For a user that is common to multiple applications, the choose the roles that meet their requirements.

The screenshot displays the Micad Pro Admin Centre interface. On the left is a blue sidebar with navigation links: Me, Users, User Profiles, Connections, Licences, Branding, Terms & Conditions, Notifications, and Clients. The main content area is divided into two panes. The left pane, titled 'DETAILS', shows user information for 'Cliff Wallworth' (username: cliffwallworth@micad.co.uk, position: PO, organisation: Micad Systems UK Ltd). The right pane, titled 'ACCESS PERMISSIONS', shows a list of roles and permissions. The 'IPR' role is selected, and the 'IPRPublisher' role is assigned to the user. The 'Ports' role is also assigned, and the 'IPRAdministrate' role is assigned to the user. The 'Access Permissions' pane includes a 'Cancel' button at the top right.

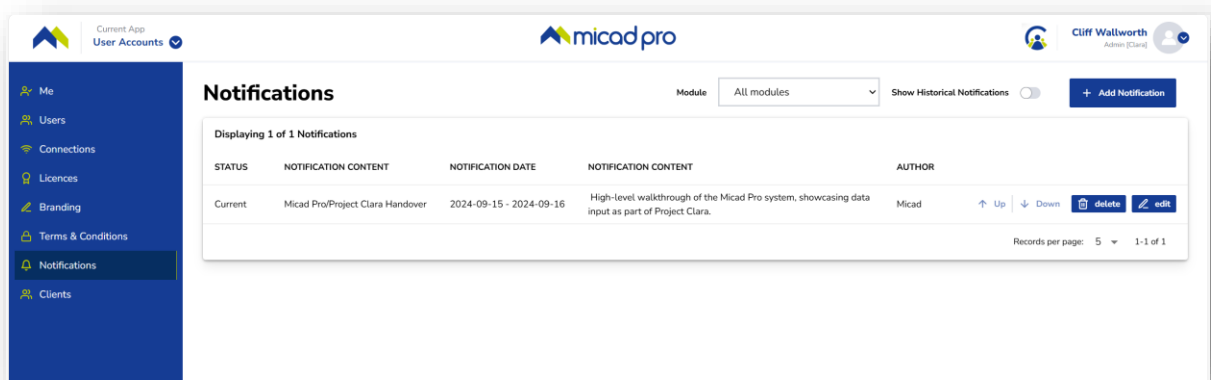
DETAILS	
Username	cliffwallworth@micad.co.uk
Micad user	<input type="checkbox"/>
Active	<input checked="" type="checkbox"/>
First name	Cliff
Last name	SSO Wallworth
Position	PO
Organisation	Micad Systems UK Ltd
Telephone number	
Extension	
Telephone number 2	
Mobile number	810
Fax number	
Directory	Local
Expiration	
Profiles	
Created	06/12/2023
Last login	29/07/2024 15:32:05
Picture URL	
Notes	
Address 1	
Address 2	
Address 3	
town	
Postal code	
Country	

ACCESS PERMISSIONS	
IPR	IPRSubscriber
Appraisal	None
Asbestos	IPRSubscriber
Leases	IPRPublisher
Terrier	IPRMasterPublisher
Ports	IPRAdministrate
Appraisal Portal	<None>
Asbestos Portal	AsbestosPortalViewer
Compliance Portal	<None>
Documents Portal	DocumentsPortalViewer
Drawings Portal	<None>
Leases Portal	<None>
Map Portal	MapPortalViewer
Room Booking Portal	<None>
Space Occupier Portal	<None>
Terrier Portal	<None>
MAC	<None>

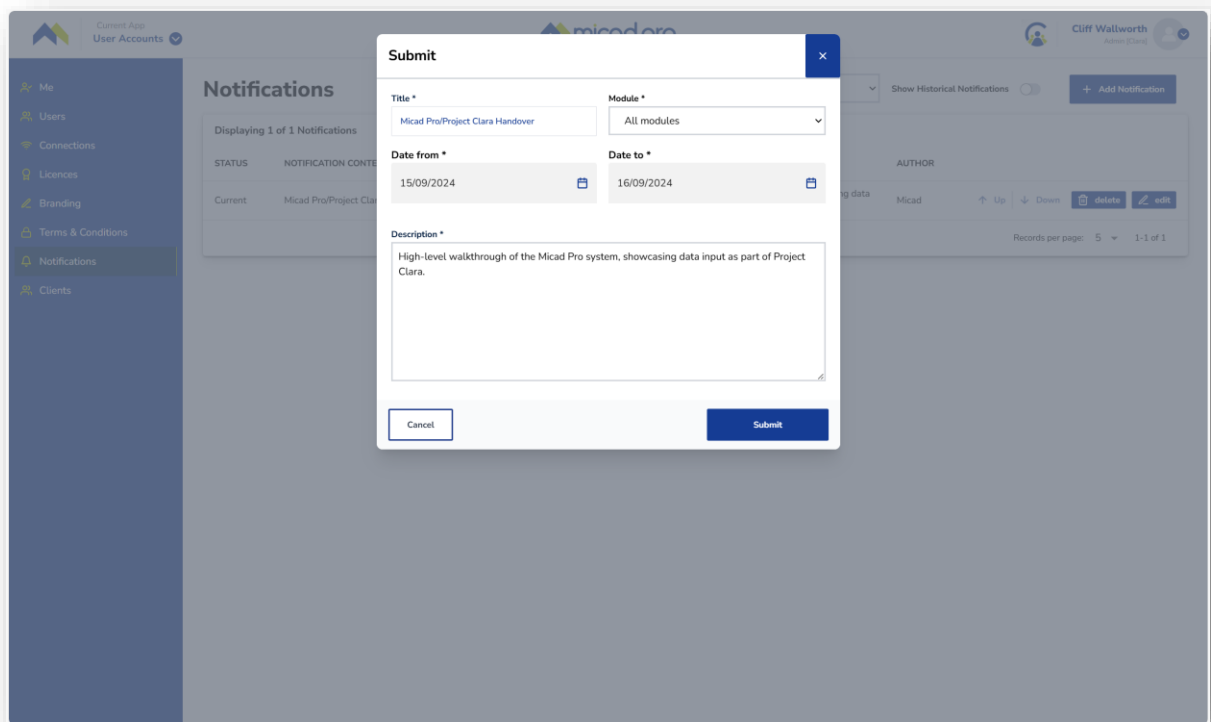
The example shows an IPR Publisher that will also access the 3 Ports tiles

Admin Centre HUB Notifications

Use the HUB notifications feature to personalise your organization’s

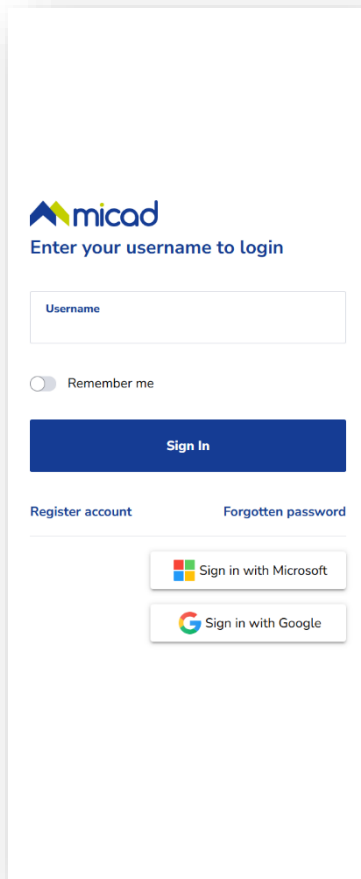


From the Admin centre, a system administrator can set up notifications that all users will see at the logon page.

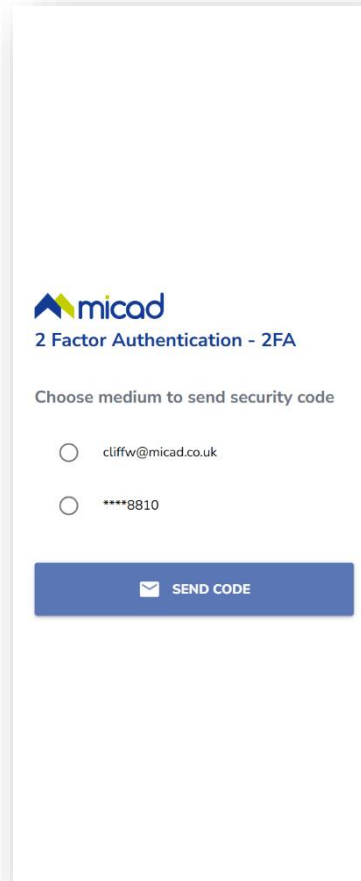


2FA Authentication

The Micad HUB service now supports two factor authentication 2FA, this can be enabled by request to Micad support. When 2FA is enabled, all Micad applications and all system users are required to provide the second level of access verification.



Enter your HUB user account Log in



Choose from email or mobile

Notes

If your user account has a mobile number, 2FA will offer a choice of SMS text message.

You need to retrieve and **enter the 6 digit code within a 30 minute period**. If you miss this timeframe, click on Resend code and another email will come through.

The 30 second resend count down relates only to a limit to prevent users from keep clicking Send too many times.

If access on a mobile device, an SMS text message will be sent to you. This can simplify and reduce the labour of reading and copy/paste codes from email. The device's browser will pick up the code from the message automatically.

Register account (Self-register setup for system administrators)

Register account allows new users to apply for an account. A system administrator can set the roles in advance that would be granted during self-register requests. The system administrator needs to whitelist the allowed domain or domains that will require self-registration.

Once the account is created the new user is automatically granted the rights that are set by aligning with their roles to an email domain.

Notes. The self-register feature is not enabled by default and will not allow access unless whitelists and roles are set up first.

A user may only register and gain access to HUB only if you define the rules. The most typical use case for self-register is to access the read only data of Portals. However, you can use HUB grant user roles as you choose.

Remember. IPR remains firewalled and private regardless of user account rights. If your solution requires a partner or organisation to access IPR, the existing firewall exception logging process remains and IP address are needed.

A system administrator needs to gather a list of domains that might require access.

- My-asbestos-consultants.uk
- Property-surveys.uk
- Architects-and-engineers.uk

Note. For each domain added to the whitelist, you can assign separate roles.

What you will need to enable self-register

Gather the following information and log a ticket with Micad support. The support ticket will therefore record a formal correspondence as request for opening up access to potential third parties. The format of the information is important.

In the following example, **my-asbestos-consultants.uk** a scenario might mimic the rights where an asbestos consultant is reviewing your data in preparation to visit site to update data or to participate in a tender for new work. You may wish to allow access to the IPR and or Portal.

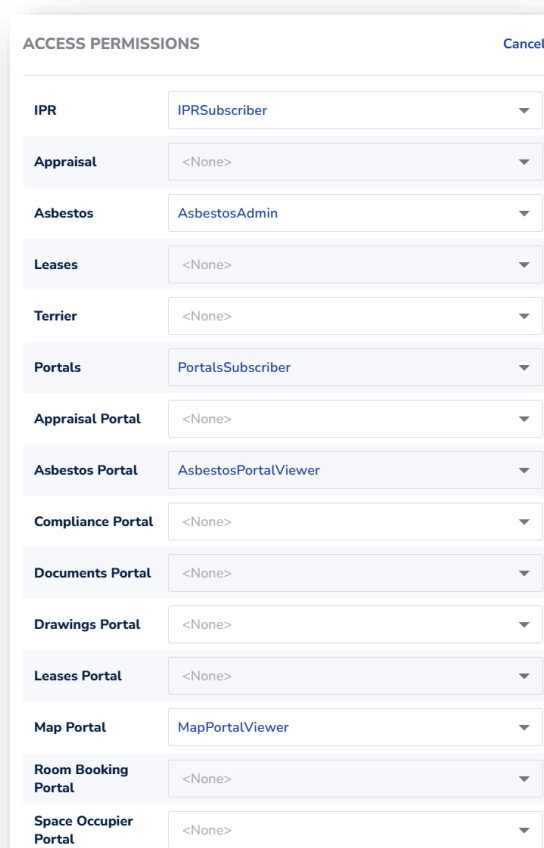
1. Domain names

For each domain, set out the user roles that you require. Prepare a list of the domains and list our as follows.

This part of an email address is known as Email Domain “cliffw@my-asbestos-consultants.uk”

2. User rights

A user's access permissions (Roles) are visible in the Admin Centre. Go to Users, select a user and review the list.



The screenshot shows a dialog box titled "ACCESS PERMISSIONS" with a "Cancel" button in the top right corner. The dialog contains a list of permissions, each with a corresponding role selected in a dropdown menu. The permissions and roles are as follows:

Permission	Role
IPR	IPRSubscriber
Appraisal	<None>
Asbestos	AsbestosAdmin
Leases	<None>
Terrier	<None>
Portals	PortalsSubscriber
Appraisal Portal	<None>
Asbestos Portal	AsbestosPortalViewer
Compliance Portal	<None>
Documents Portal	<None>
Drawings Portal	<None>
Leases Portal	<None>
Map Portal	MapPortalViewer
Room Booking Portal	<None>
Space Occupier Portal	<None>

Jot down the list as required. In this instance, the following roles might be typical

IPRSubscriber, AsbestosAdmin, PortalsSubscriber, AsbestosPortalViewer, MapPortalViewer

3. System ID

System ID is visible in the top right of IPR and Portals under your login name "**devalpha**".



In your ticket with Micad support, the communication would read. *I want Self Registration enabled for:*

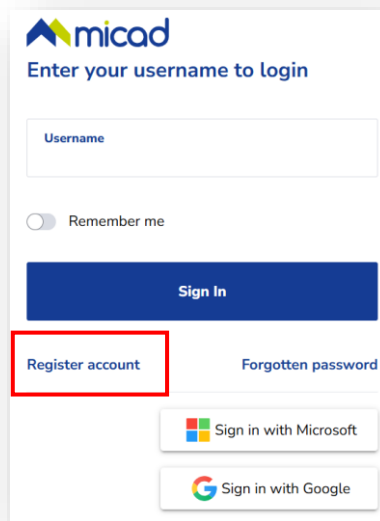
Domain: *my-asbestos-consultants.uk*

User rights: *IPRSubscriber, AsbestosAdmin, PortalsSubscriber, AsbestosPortalViewer, MapPortalViewer*

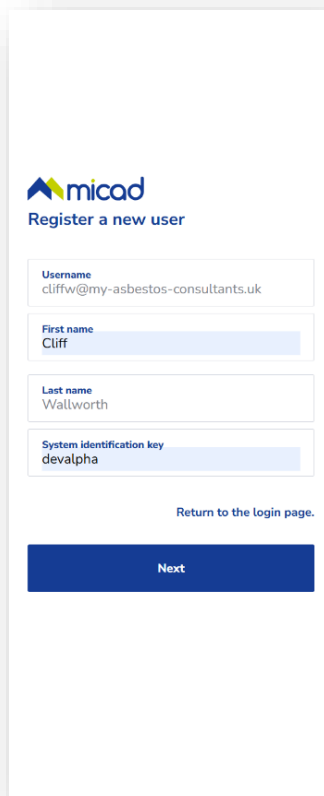
System ID: *devalpha*

Register account (Self-register for a new user)

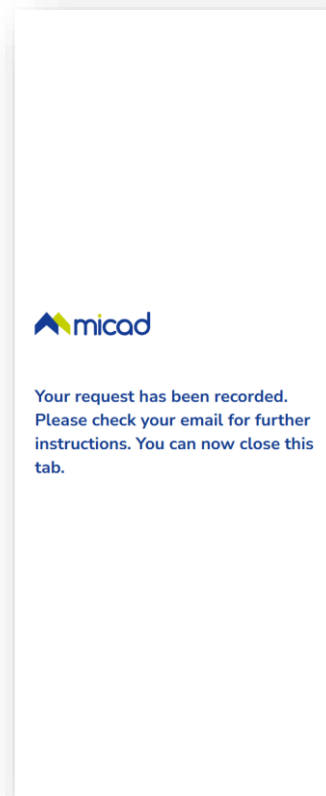
The Register account process is as follows. Click the Register link on the login page.



The screenshot shows the Micad login page. At the top is the Micad logo and the text "Enter your username to login". Below this is a "Username" input field. Underneath is a "Remember me" checkbox. A large blue "Sign In" button is centered. Below the button, the "Register account" link is highlighted with a red rectangle. To its right is a "Forgotten password" link. At the bottom are two buttons: "Sign in with Microsoft" and "Sign in with Google".



The screenshot shows the "Register a new user" form. It has the Micad logo and title at the top. The form contains four input fields: "Username" (with the example "cliffw@my-asbestos-consultants.uk"), "First name" (with "Cliff"), "Last name" (with "Wallworth"), and "System identification key" (with "devalpha"). Below the fields is a link "Return to the login page." and a large blue "Next" button.

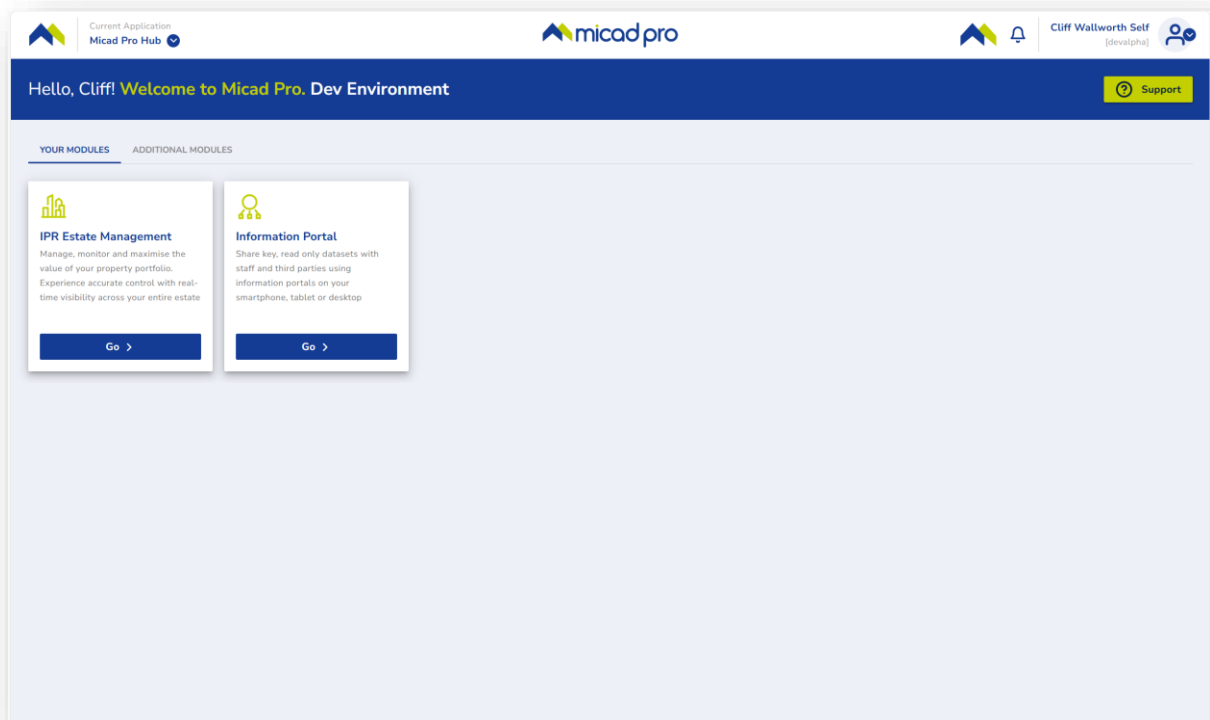


The screenshot shows a confirmation message from Micad. It features the Micad logo and the text: "Your request has been recorded. Please check your email for further instructions. You can now close this tab."

Enter an email address from the authorised email domain, first, last and system ID. Click Next

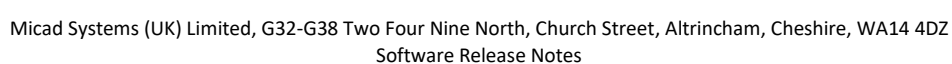
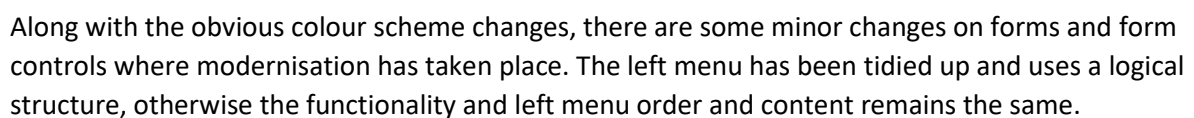
You will have received a welcome email. Follow the link in the message and set a new strong password.

Success, you can now login into HUB have access to the applications that have been defined as roles by the system administrator.



Both HUB and Portals will show the App tiles as defined in your Roles list

IPR's new UI (User Interface) has been restyled inline with the Micad application suite.



NHSScotland specific variations of IPR, Leases, Terrier and Appraisal Modules.

Appraisal Module (SAMS) variant

For SAMS users, considerable changes have been made in the Micad Appraisal module specifically to meet The NHS in Scotland methodologies. The module has been redesigned to meet the requirements set out in [NHSS Appraisal manual version 6](#).

- Level zero - The NHS in Scotland (National)
- Level one - NHS **Board** / Organisation
- Level two - Site level
- Level three - **Block** level (physical block) a building or sub divided building
- Level four - Location level (Floor level)
- Level five - Room Level

For a SAMS implementation, some terminology changes have been made in the 5-tier hierarchy. Namely level One (renamed to Board) and Level Three (renamed to Block).

Leases and Terrier module (SAMS) variant

For SAMS users we have added NHS Scotland specific fields to the Terrier module. The Leases Module needed some labels and lookups changed.

The screenshot shows the 'Terrier' module interface. On the left is a navigation menu with 'Location information' highlighted. The main form area is titled 'Essential Services Block B Main View' and contains various fields. A red box highlights the 'Location information' section, which includes fields for Function (24 Support Facilities), Planning use class (Please choose), Status (Occupied), No. of floors/levels (2), No. of rooms/spaces (33), Clinical use (Non-Clinical), Estates reference (297-304), Last refurb (DD/MM/YYYY), Future plan (To Be Retained), Essential (checked), Temporary (unchecked), Lifecycle assess (checked), Division (NHS), Ownership (Owned), Public transport (Please choose), On-site parking (unchecked), Setting (Please choose), Heated volume (1713.23), and File reference. Below these fields is a 'Notes' section and 'Submit' and 'Cancel' buttons.

Terrier at Block level: Under Location information (SAMS only)

This screenshot shows the 'Terrier' module interface with the 'Ownership' dropdown menu open. A red arrow points to the 'Ownership' field. The dropdown menu lists the following options: Endowment, HUB, Leased, Owned, Private, Third Party Ownership, Third Party Ownership - GP Leased, and Third Party Ownership - GP Owned. The 'Ownership' field is currently set to 'Owned'.

Note NHS for Scotland “Tenure” status is set at block level using the **Ownership** dropdown combo

Navigation Hide

Terrier

Location information

Construction data

Legal tenure

Charges and values

Acquisitions and disposals

Planning constraints

Contacts

Return to previous

State Hospital - Front Entrance

Manage images

Function 05 Mental Health Hospital

Planning use class Please choose

No. of Buildings 19

No. of floors/levels 40

No. of rooms/spaces 1351

Clinical use Please choose

Estates reference

Last refurb DD/MM/YYYY

Future plan To Be Retained

Essential ☐

Temporary ☐

Lifecycle assess ☐

Division Please choose

Ownership Please choose

Public transport Please choose

On-site parking ☐

Setting Please choose

Heated volume

File reference

Notes

Submit Cancel

Terrier at Site level: Under Location information (SAMS only)

The Leases module changes are label name and lookup list content terminology to align with Scots Law.

Note

For both Terrier and Leases modules, the master lookup lists may no longer be edited by users, they are now defined and issued by NHSS centrally. If there is a need to edit or add to the master lookup lists then the subject matter will need to be addressed to NHSS.

Terrier Valuations

A new feature for classic IPR 3.9 and SAMS. To Access from Terrier go to Charges and values, Valuations.

The screenshot displays the 'Valuations' section of the Terrier software. The interface includes a navigation menu on the left with options like 'Terrier', 'Location information', 'Construction data', 'Legal tenure', 'Charges and values', 'Acquisitions and disposals', 'Planning constraints', 'Contacts', and 'Return to previous'. The main content area is titled 'Valuations' and contains a section for 'Add notes to values' with a text area and 'Submit' and 'Cancel' buttons. Below this is a table for 'Add valuation' with columns for 'Date of valuation', 'Value type', 'Amount', 'Valuer', and 'Donated asset'. The table contains two rows of data, both with a date of '01/04/2009' and an amount of '308,495'. The first row has a value type of 'Open Market Value' and a valuer of 'District Valuer'. The second row has a value type of 'Asset Register Value' and a valuer of 'District Valuer'. The 'Donated asset' column shows '0' for both rows. A red box highlights the table area.

Date of valuation	Value type	Amount	Valuer	Donated asset
01/04/2009	Open Market Value	308,495	District Valuer	0
01/04/2009	Asset Register Value	308,494	District Valuer	0

The Valuations now allows multiple historic records, a feature request by NHSS but will be a standardised feature of Terrier to all.

Data entry forms (SAMS) variant – SAMS Block Summary

Use the block summary form to quickly access the NHSS specific data subsets. At block level you will find direct links to the modules of IPR, pick out the exact fields required. The Block summary form will also perform gap analysis on your mandate data.

To access the SAMS Block Summary, you can click on a map pin direct from the IPR homepage or navigate to a block and choose from the Tools menu, SAMS Block Summary.

SAMS Block Summary
Maternity Block - Owned, 01
Created on: 21/03/2024 13:14:39
Map Coordinates: -4.261147 Longitude, 55.855466 latitude

Block: Maternity Block - Owned, 01

Property Details Edit details

Number of Boilers/vents	Date built	Division	Status	Function	Clinical use	Ownership	GIA m²
5	6/10/2015	NHS	Occupied	St Specialist Hospital	Clinical	Owned	3241.42

Property Appraisal Summary
Executive Summary (high level block assessment data) Edit executive summary data

Facet	Category	Condition	Appraisal Date
1.0 - Physical Condition	1.1 - Building	D	10/09/2024
1.0 - Physical Condition	1.2 - Refurbishing	B	10/09/2024
1.0 - Physical Condition	1.0 - Physical Condition	D	10/09/2024
2.1 - Statutory	2.1 - Statutory	Y	01/01/1900
2.1 - Statutory	2.1 - Statutory	Y	01/01/1900
2.2 - Fire	2.2 - Fire	No data	No data
3.0 - Environment	3.0 - Environment	No data	No data
4.0 - Space	4.0 - Space	No data	No data
5.0 - Function	5.0 - Function	No data	No data
6.0 - Quality	6.0 - Quality	No data	No data

6 Facet Summary (block level detailed assessment data) Edit 6 facet data

Facet	Backlog Cost (£)	Replacement Cost (£)	Total Cost (£)
1.0 - Physical Condition	78,729,809.09	953,631.18	79,683,440.28
2.1 - Statutory	0.00	0.00	0.00
2.2 - Fire	0.00	0.00	0.00
3.0 - Environment	0.00	0.00	0.00
4.0 - Space	0.00	0.00	0.00
5.0 - Function	0.00	0.00	0.00
6.0 - Quality	0.00	0.00	0.00

Backlog by Risk from 6 Facet

Backlog expenditure by Risk
From Maternity Block - Owned, 01

Unreported £0.00 - High £1219,985.50
Low £227,413.36 - Moderate £52,333.28

Total Backlog: £78,729,809.09

Significant £78,219,303.38

0.20% Low 0.00% Moderate 59.35% Significant 0.20% High 0% Unreported

Valuations Maternity Block - Owned, 01 Edit valuations

Date	Valuation Type	Value (£)	Value
31/03/2023	Asset Register Value	5,555.00	Stichting Hope, NHS National Services Scotland
27/02/2024	Net Book Value	2,000,000.00	John Doe, Test Organisation
31/03/2023	Open Market Value	1,111.00	John Doe, Test Organisation

Acquisitions and Disposals Maternity Block - Owned, 01 Edit transactions

Type	Date	Details	Cost
Acquisition	01/09/2024	Test	1.00

Location Contacts Maternity Block - Owned, 01 Edit contacts

Name	Primary Contact	Responsibility	Method and Details	Department	Position
John Bloggs	No	Head Valuer			Head Valuer
John Doe	No	Head Valuer	Phone		Head Valuer

Meta Data Summary

Heated volume m³: 3360
Number of Occupants: 2
Vacant desks: 4
Storage m²: 5

The forms identify missing or incomplete data (Red text = no data, red background = incomplete data)

Data entry forms (SAMS) variant – SAMS Floor Editor

Use the floor level form to apply data with flood fill tools for all rooms at once. Review the Floor details section to perform data checks on the aggregated view for all rooms, check for red indicators when data is incomplete. The Charts can be used for performance output as well as visual insight on dropped content, each section has click through to help you validate during reviews.

To access the SAMS Floor Editor, navigate to a floor and choose from the left Tools menu, SAMS Floor editor.

SAMS Floor Editor

Ground Floor, GF

Location ☐ MATERNITY BLOCK - OWNED, 01 ☐ GROUND FLOOR, GF

SAMS floor data form GF, Ground Floor

Created on 21/03/2024 13:19:35

As built floor plan Royal Hospital-GF.dwg

Property details Maternity Block - Owned, 01

Number of floors/levels	Date built	Function	Ownership	GIA m ²	IFA m ²
3	01/04/2015	04 Specialist Hospital	Owned	3241.42	3005.8

Floor Ground Floor, GF

Floor Details

Floor code GF

Floor name Ground Floor

(IFA) Internal Floor Area m² 1488.47

GIA (Floor) m² 1620.71

Heated volume m³ 1,213.50

Submit **Cancel**

Mass data entry for all rooms/spaces on this floor

Function Mass update

Department Mass update

Height to ceiling m² Mass update

Exclude from heated volume Mass update

Clinical / Non clinical Mass update

Space utilisation Mass update

Functional suitability Mass update

Quality Mass update

Number of occupants Mass update

Vacant desks Mass update

Storage m² Mass update

Space utilisation

Room/Areas by Space utilisation m² Ground Floor, GF

	Value	IFA m ²	Percentage (%)
Fully Used	Fully Used	1,021.97	68.66
Unassigned Area	Unassigned Area	218.10	14.65
Empty	Empty	147.60	9.92
Overcrowded	Overcrowded	100.80	6.77
Total:		1,488.47	100.00

Use the Floor Mass data entry tools to reduce labour and input time

Data entry forms (SAMS) variant – SAMS Room Editor

Use the room level form to apply essential data per room. The fields chosen for this form are the basis for top level aggregation. For hand created room data, the form will expect room area (IFA) and Room Code input by hand. Where CAD plans are used to create and validate space data, Code and IFA are locked from hand edits.

To access the SAMS Room Editor, navigate to a room and choose from the left Tools menu, SAMS Room editor.

The screenshot displays the SAMS Room Editor interface within the IPR Estate Management system. The breadcrumb trail indicates the path: Home > NHS DEAM, NHSR > Royal Hospital, R001H > Maternity Block - Owned, 01 > Ground Floor, GF > Main Reception, RH001. The main title is 'SAMS Room Editor' for 'Main Reception, RH001'. The 'Location' section shows 'MATERNITY BLOCK - OWNED, 01' and 'GROUND FLOOR, GF'. Below this, it states 'SAMS room data form RH001, Main Reception' and 'Created on 21/03/2024 13:26:50'. The 'As built floor plan' is 'Royal Hospital-GF.dwg'. A table titled 'Property details Maternity Block - Owned, 01' shows: Number of floors/levels: 3, Date built: 01/04/2015, Function: 04 Specialist Hospital, Ownership: Owned, GIA m²: 3241.42, and IFA m²: 3005.8. The 'Room / Area' dropdown is set to 'Main Reception, RH001'. The 'Room Details' section includes: Room code (RH001), Room name (Main Reception), Function (dropdown), Clinical / Non Clinical (Clinical), (IFA) Internal Floor Area (218.1 m²), Height to ceiling (5 m), Exclude from heated volume (checkbox), Heated volume (1,090.50 m³), Space Utilisation (Please choose), Functional Suitability (Please choose), Quality (Please choose), Number of occupants (2), Vacant desks (4), and Storage (5 m³). The 'Departmental occupancy' section shows Department 1 as 'National Department Structure/Primary Care' with a share of 100% (218.1 m²), and Departments 2, 3, and 4 as 'Please choose'. At the bottom are 'Submit' and 'Cancel' buttons.

Number of floors/levels	Date built	Function	Ownership	GIA m²	IFA m²
3	01/04/2015	04 Specialist Hospital	Owned	3241.42	3005.8

Fine tune your Room details data if mass entry techniques are too broad brush

IPR 3.9 Features moved from within IPR out to HUB

Reports & Exports

Standard reports have been moved out of IPR, traditionally these are the preformatted reports that were visible under Standard Reports on the left menu of IPR.

All of the Standard reports will be re-written in new technologies. The new technology is a dedicated Reporting Service and is a separate App named Reports & Exports. This new App keeps the heavy weight system queries away from the IPR application, it's a fully dedicated service that offers report design wizards with choices of output file types, PDF DOCX and XLSX. Reports can be queued and scheduled to be delivered to you and your colleague's email inbox 24/7.

To access the Standard Reports, from the HUB click on Reports & Exports

Note

The Custom reports and Advance Query reports of IPR remain unchanged, accessible in the same way from IPR's left menu.

The new Reports service will serve to access all of the Micad platform Apps in future iterations.

The App is named Reports **(and Exports)** since the service will best accommodate exports of data in mass. For the SAMS implementation, 6 facet survey templates are delivered in either choice of populated or blanks.

Admin centre (User account management)

User account management has been moved out of IPR's Administrate section to a dedicated Security Service App named User accounts.

To add and edit users and/or set user rights, from the HUB click on the User accounts App.

Note

For IPR users wishing to have access the file system (to upload files). Filestore access and Filestore alias remains inside IPR under Administrate.

Audit trail

Audit trail is a common feature to all Micad applications; accordingly, Audit Trail has been moved from the Administrate of IPR to serve all of the App on the Micad platform.

New Reporting service

Reports is a central platform for accessing data from Micad Applications and or professional modules.

Reports can be used ad-hoc or set to run automatically by way of a scheduler. Users intuitively choose their subject matter description by way of a main keyword search feature. Where data is required by location, a report builder provides a step-by-step process. User's may save, copy and share their report design formats should any further filter refinement be required.

What's new in Micad Reports

1. New technology many legacy limitations are removed
2. Unified 3rd generation UI
3. Unified centralised security 'Single Micad' login the HUB platform
4. Provides comprehensive details for what each report will deliver
5. System load impact is moved away from the application module
6. 24/365 Scheduler wizard
7. Mobile support with responsive design
8. A choice of file outputs XLSX, DOC & PDF
9. Superior and more durable backend infrastructure

The screenshot displays the Micad Reports web application interface. The top navigation bar includes the Micad logo, 'Current Application: Micad Reports', and user information for 'Cliff Wallworth, Administrator [ipworkshop]'. The main content area is titled 'EA4-Pre-Filtered Detail Report' and includes a descriptive paragraph about the report's content. Below this, there are tabs for 'GENERATE', 'REPORT ACTIVITY', 'SCHEDULES', and 'SAVED PARAMETERS'. The 'GENERATE' tab is active, showing a 'Select Parameters' section with dropdown menus for 'Site Group' (CLONE State Hospitals Board NHSS, NAT), 'Site' (The State Hospitals Board NHSS, D101H), 'Block' (Family Centre, 12), and 'Ownership' (Leased). To the right of the 'Select Parameters' section is a 'Generate Report' panel with a 'Report Name' field (EA4-Pre-Filtered Detail Report), a 'Format' dropdown (PDF), a 'Save Parameters' toggle, and a 'Generate Ad-Hoc Report' button. Below the 'Generate Report' panel is a 'Share Report' section with an 'Add email recipients' field and a 'Share Report' button. A left-hand sidebar contains a search bar and a list of report categories and specific reports, including 'EA4-Pre-Filtered Detail Report' which is highlighted.

See the Reports service User Guide for more details

New Admin centre service

Role based user management is now available for the Micad HUB Platform

PROFILE NAME	DESCRIPTION	ROLE	APPLICATIONS
All Applications [Super]		Admin	Accounts, Appraisal, Capital Planning, Fire Incidents/UFAS, IPR, IPRConfig, Lease
Capital Investment & Lifecycle Modelling [Admin]	Capital Investment & Lifecycle Modelling Admin	Admin	Capital Planning
Capital Investment & Lifecycle Modelling [Editor]	Capital Investment & Lifecycle Modelling editor	User	Capital Planning
Capital Investment & Lifecycle Modelling [Viewer]	Capital Investment & Lifecycle Modelling Read-only	Viewer	Capital Planning
National Profile Accounts User		User	Accounts
National Profile Accounts Viewer		Viewer	Accounts
National Profile Appraisal Admin	Users of IPR Appraisal is Admin existing data	Admin	Appraisal
National Profile Appraisal Editor	Users of IPR Appraisal Edits existing data	User	Appraisal
National Profile IPR Admin	Users of IPR access all folders, add space records and take-off drawings	Admin	IPR
National Profile IPR and all modules Admin	All IPR and modules Admin	Admin	Leases, MAC, Portals, Reports, Terrier, Appraisal, Capital Planning, Fire Incidents/
National Profile IPR Editor	Access all locations, add space records access only own folders in IPR only	User	IPR
National Profile IPR, Terrier, Appraisal, Leases Edits	Edits IPR, Terrier, Appraisal, Leases	User	IPR, Terrier, Appraisal, Leases, Reports, Portals, MAC
National Profile Leases Admin	Users of IPR Leases is Admin existing data	Admin	Leases
National Profile Leases Editor	Users of IPR Leases Edits existing data	User	Leases
National Profile Portals Admin	User will manage local Portals Viewers	Admin	Portals
National Profile Portals Viewer	User will see whats configured for them by a local Portals Admins	Viewer	Portals
National Profile Terrier Admin	Users of IPR Terrier is Admin existing data	Admin	Terrier
National Profile Terrier Editor	Users of IPR Terrier Edits existing data	User	Terrier, IPR

User profile details

National Profile IPR and all modules Admin

Delete profile

USER PROFILE DETAILS

User profile name
National Profile IPR and all modules Admin

Description
All IPR and modules Admin

Role
Admin

Applications
Leases X MAC X Portals X Reports X Terrier X Appraisal X Capital Planning X
Fire Incidents/UFAS X IPR X Accounts X Zetasefe X IPRConfig X

Cancel Save profile

Users can now be assigned into roles, this process unifies and simplifies the setup process.

The whole new redesign for security service makes user management a much slicker process.

Users + Create new user

FILTERS | Email address: cliffw@micad.co.uk X First name: Cliff X Last name: Wallworth X Close

Email address: cliffw@micad.co.uk First name: Cliff Last name: Wallworth Organisation: Search by organisation

Position: Search by position Directory: Search by directory

Clear All Apply Filters

EMAIL ADDRESS ↑	FIRST NAME	LAST NAME	ORGANISATION	POSITION	DIRECTORY	ACTIVE	SUSPENDED	EXPIRATION
cliffw@micad.co.uk	Cliff	Wallworth	Micad Systems UK Ltd		Local	<input checked="" type="checkbox"/>	<input type="checkbox"/>	

Records per page: 10 1-1 of 1

To access the IPR user management system, from the HUB click on the User Accounts App.

Note

Only system administrators can access the User Accounts App.

The User Accounts App will not show on HUB if you don't have rights.

Check with your system administrator if you wish to have new users added or rights altered.

IPR Features and fixes

IPR Release SAMS 3.9.0.19036 features and fixes (09/01/2024)

11329 Fixed an issue with SAMS Appraisal module

Left menu that caused error Appraisal query error Variable qsDel undefined

11315 Fixed and issue in Leases Module, Copy lease feature

Remove deprecated columns removed from stored proc (_CopyLeaseLicence.sql)

11286 New Feature for SAMS Appraisal spreadsheet importer

Added advice warnings are listed with Amber text, when importing new materials and designs that are not in the master table. Feature discourages human input error and unwarranted deviation to set standards.

The screenshot displays the SAMS Appraisal spreadsheet importer interface. The top section shows a Microsoft Excel spreadsheet with columns for Design, Materials, Condition, Remaining Life (Yr), Year, Life Cycle Period, and Comments. The bottom section shows a summary of the import process with a table of identified issues and suggested actions. A red arrow points to the 'I want to import anyway' button.

Spreadsheet Row number	Identified issue	Suggested action
2	Surveyor and Survey date must have a value	
3	Surveyor and Survey date must have a value	
4	Surveyor and Survey date must have a value	
5	Surveyor and Survey date must have a value	
6	Surveyor and Survey date must have a value	
7	Surveyor and Survey date must have a value	
8	Surveyor and Survey date must have a value	
9	New Material identified for 02.01 External Walls & Finishes - "Reindeer".	Please consider using existing Materials
9	New Design identified for 02.01 External Walls & Finishes - "Animal".	Please consider using existing Designs
9	Surveyor and Survey date must have a value	

Custom feature for NHSS importer that tests the data for data inconsistencies. Halts the import process and allow secondary correction and consideration before importing. Tests are carried on Physical Condition and Statutory data only. Failure to meet the rules results in Red. NHSS wish to contain the scope of Design and Material, falling out of scope raises an Amber warning. Design and Material are built in the Appraisal database as data is input, therefore new or empty systems will show this warning.

Red = stop and correct your data. Amber = observe, check if you have made typos.

11033 SAMS Appraisal improve page efficiency to mitigate page timeout

Huge appraisal pages (C. 2500 rows) could cause browser out of memory

11119 SAMS, setting Portals user rights from Profiles

Fixed an issue identified that did not allow the first admin account to access Portals to set up additional users

IPR Release SAMS 3.9.0.20441 features and fixes (12/04/2024)

Version 3.9.0.20441 Date 11/04/2024 11:54:43

In this release there are fixes and we introduce the two modules, Asbestos and Compliance. These modules have been UI aligned to the IPR 3.9 style. The modules are functionally the same as 3.8. There are some minor changes made to support the new NHS 2023-23 ERIC data definitions (As Issued by NHS England January 2024)

11597 SAMS Appraisal, finalising a defect as Complete needs to be clearer

Fixes an issue where it was not obvious that the Completion process required further details that are mandatory, they appear below the dialog box. A feature is added to show the use the mandatory fields.

11430 NHSS IPR Terrier Historic Valuations Data/ UI change

NHSS specific feature request adds the ability to have more than one valuation, this give the ability to keep a historic record.

11465 NHSS specific, Appraisal module Remaining life shows zero

Fixes an issue related to column heading showing from a Department of Health field that had no data when on screen. The issue appeared as if there were no data, when the data is actually there, just not shown

11515 SAMS, IPR Forms and Custom reports cause error

Fixes an issue with Edit custom report raises error

11537 Accounts user SSO, provider box allows any garbage text entry

Removed, this feature is not needed

11556 SAMS Configure Survey raises error

Fixes an issue with configuration and viewing of survey templates

11557 SAMS Appraisal, Appraisal Query cant edit an existing query

Fixes an issue with rights that prevented deletion of fields from an existing report

11592 IPR, Custom report cant delete a data field once added

Fixes an issue with rights that prevented deletion of fields from an existing report

11660 SAMS Terrier Copy address site to block and also changes the block location name and code

Feature request for change to Terrier, copies over the Address between Site and Block. Previously this would change the location name too. This was altered in line with the client request.

- 11712** Asbestos UI Change the dotted lines separation colour
- 11744** Department tree, UI Table text colour, UI text and cosmetic image issues
- 11747** Left menu, Role does not work/is not read by IPR left menu
- 11752** Asbestos Report for 3.9 Report, convert classic Asbestos MA PA to new technology
- 11756** NHSS Specific, Switch menu links off when the build is not NHSS
- 11758** Security, As a Micad checked user i should see Terrier & Leases in Admin mode
- 11759** Security, left menu content consistency for module alignment for levels Site and Region
- 11762** Asbestos Module 3.9, UI issue Risk & Events schedule table format is squashed
- 11763** Asbestos Dashboard, Action link caused 404, UI issue
- 11764** IPR Cosmetic, UI text and background issue
- 11765** IPR Cosmetic UI location Status are missing
- 11766** Asbestos module UI explorer cosmetics
- 11767** Asbestos module, Limbo list delete takes the wrong item
- 11770** Asbestos module UI alignment issue
- 11774** 2FA MT Security, UI issue entering the code by hand misses first number
- 11776** Asbestos Admin (Profile Role) requires default Omnipresent and left menu Asbestos dashboards
- 11778** Asbestos module UI text colour alignment issue (Profiles feature)
- 11843** Asbestos Module 360 integration issues Asbestos preview missing
- 11844** Asbestos Module 360 integration issues Menu colour issue, make it draggable, add scroll bars
- 11871** SAMS, UI Popover cosmetics shows background artefacts
- 11872** SAMS, UI Header graphics show two conflicting logos
- 11873** SAMS User forms Run option shows error
- Fixes an issue where the form would not execute*
- 11877** Location UI issue status are not showing
- 11879** As-Built UI issue status image unreadable
- 11881** Asbestos statistics page causes 404
- Fixes an issue where a report was called from the wrong folder*
- 11887** Asbestos module users, shows soft deleted or invalid

Removes visibility of ex-users or those with no first or last name

11959 SAMS specific, switch for ERIC and EMR Left menu sub-content

Left menu content management for different types of clients. Set by a background switch. IPR can be Healthcare, Further Education, Commercial.

12027 SAMS 1.1 UI issue, chart tools requires Fusioncharts XT version

11986 SAMS NHSS only Exec Summary content import feature

New feature for NHSS, 6 Facet Executive summary data importer feature. Data must come from the Micad Executive summary template produced by the Micad data template export reports. Data cannot come from technologies that pre-date Micad SAMS

12057 SAMS Appraisal Import not importing Surveyor

Fixes an issue for NHSS SAMS 6 Facet data import would ignore the surveyors name column.

12030 IPR 3.9 Release ERIC changes for 2022-23

We have modified and the NHS ERIC site form to reflect changes visible in the new data definitions. There are more values required 2022-23. Assuming you have these kind of space allocations within the Trust.

*For **ERIC S02**, there are new extended space status to add to your IPR ERIC, these come from the (S02 section S02_05 through S02_32.*

To be added by an Admin user of IPR. At room level, go to Tools, Property information, ERIC Space Status. In the custom property data group named 2020 ERIC, you will see a field named ERIC Space Status. Its content is comma separated you, can edit the string add the new Status to the end of the existing entries.

Property information

Selected group: 2020 ERIC Space Status

Manage fields & groups

Fields in current group

ERIC Space Status: Clinical Space - Private Patient S02_05,Clinical Space - Pathology Chemical S02_06,Clinical Space - Path

Submit Cancel

Guest view Publisher view

Use a text editor or create the extended list in CSV format. One long string is used, a comma between and no space between each is required. Leave the original string unchanged, just add the new values as needed at the end. Click submit to save the field look values.

- Non-Clinical Space - 111 Contact Centre S02_19
- Non-Clinical Space - 999 Contact Centre S02_20
- Non-Clinical Space - PTS Contact Centre S02_21
- Non-Clinical Space - Hub (make ready station) S02_22

- *Non-Clinical Space - Spoke S02_23*
- *Non-Clinical Space - Ambulance Station S02_24*
- *Non-Clinical Space - Patient Transport Services S02_25*
- *Non-Clinical Space - Training S02_26*
- *Non-Clinical Space - Corporate S02_27*
- *Non-Clinical Space - Fleet Workshop S02_28*
- *Non-Clinical Space - Hazardous Area Response Team (HART) S02_29*
- *Non-Clinical Space - Masts S02_30*
- *Non-Clinical Space - Logistics Store S02_31*
- *Non-Clinical Space - Other - Areas NOT included in S02_19 to S02_31 S02_32*

Note. *It is essential to use the format specified here so that charts can provide both data sets from one single field. Clinical/Non-Clinical is derived from here as well as the space status. Test your results by changing some data and then check the ERIC Site charts and legend are showing correctly.*

If you have any questions or need assistance please contact Micad support.

ERIC S10 Car Parks

Use the Terrier at Site level to allocate your Site car parks, in the format that can be made available for export for ERIC. You can define your own types and space definitions.

S10 Space types:

- S10_03 Designated disabled
- S10_03 Designated disabled (Leased In)
- S10_04 Electric vehicle charging points
- S10_04 Electric vehicle charging points (Leased In)
- Residential Parking Space

S10 Carpark Types:

- Multi-storey car park
- Open car park
- Temporary car park
- Residential car park

If the ERIC S10 codes change by name or code, you can edit and update the master definitions in the terrier.

To create Car parks in Terrier, at Site level go to Terrier, Location information, External spaces, Add carparking facilities.

Once you have created a Carpark, to add spaces, Click Edit. Click Add spaces, you can add individual space type counts. To define specifically in line with ERIC naming conventions, use the Edit Parking type to define the names to use during lookups.

Once complete the ERIC Site form will show a table breakdown and totals for the site. Use the Export to Excel to extract the data and manipulate if needed.

Car parking										
 Export to Excel										
Site car parks	Type	Responsibility	Total spaces	Pay & Display	Reserved	S10.03 Designated disabled	S10.03 Designated disabled Staff	S10.03 Designated disabled Visitor	S10.04 Electric vehicle charging	Staff
CPZ001 - ED Drop-off Canopy - (A&E)	Open car park 4 (Drop Off)	AGHS Security	4	0	0	0	0	0	4	0
CPZ002 - ED Ambulances Only - (A&E)	Open car park 6 (Hospital Transport)	AGHS Security	6	0	0	0	0	0	6	0
CPZ003 - Antenatal & Children's OPD - Building 22	18 (P&D) 2 (Res) 2 (Blue) 2 (Pick Up)	AGHS Security	24	18	2	0	0	2	2	0
CPZ004 - Main Entrance - Priority Staff Barriered	32 (Staff)	AGHS Security	32	0	0	0	0	0	0	32
CPZ005 - Central Facilities - (Redundant)	Open car park	AGHS Security	17	0	0	1	0	0	1	15
CPZ006 - Central Stores - Building 9	Residential	AGHS Security	9	0	0	0	0	0	0	9
CPZ007 - Child Development - Building 15	Open car park	AGHS Security	15	13	0	2	0	0	0	0
CPZ008 - Mobility Services - Building 15	Open car park	AGHS Security	30	23	0	7	0	0	0	0
CPZ009 - Day Hospital - Zone D	Open car park	AGHS Security	20	0	0	3	2	0	0	15
CPZ010 - Day Nursery - Building 10	Open car park	AGHS Security	5	0	0	0	0	0	5	0
CPZ011 - Diabetics Centre - Building 17	Open car park	AGHS Security	28	18	0	2	0	0	0	8
CPZ012 - Car Park P2 - Staff Only	Temporary car park	AGHS Security	47	45	0	2	0	0	0	0
CPZ013 - Labour Ward Staff and Drop-Off - Building	Open car park	AGHS Security	12	0	0	0	0	0	0	12
CPZ014 - Beach Car Park - Staff	Open car park drop off	AGHS Security	7	0	4	0	0	0	0	3
CPZ015 - Labour Admissions - Building 1	Open car park	AGHS Security	20	6	0	0	0	0	0	14
CPZ016 - Laundry Courtyard - Buildings 3,4,5,6,7	Open car park	AGHS Security	17	0	3	0	0	0	0	14
CPZ017 - Main Entrance - Drop Off Only	Open car park	AGHS Security	17	0	0	4	0	0	1	12
CPZ018 - Car Park P1 - (Barriered) Visitors	Open car park visitor and staff	AGHS Security	157	157	0	0	0	0	0	0
CPZ019 - Health & Wellbeing - Building 11	Open car park	AGHS Security	18	0	6	0	0	0	0	12
CPZ020 - Outpatients Entrance - Zone A1	Open car park	AGHS Security	50	34	0	16	0	0	0	0
CPZ021 - Rear of Social Services - Building 19	Open car park	AGHS Security	20	0	0	0	0	0	0	20
CPZ022 - Rear Perimeter Road - Staff	Open car park	AGHS Security	44	0	0	0	0	0	0	44
CPZ023 - Side of Works Dept.	Open car park	AGHS Security	8	0	0	0	0	0	0	8
CPZ024 - Car Park P3 (Barriered) - Visitors & Staff	Multi-storey visitor	NCP	616	117	0	0	0	0	0	499
CPZ025 - Estates Maintenance - Building 8	Open car park	AGHS Security	12	0	0	0	0	0	0	12
CPZ026 - AAU - NHS Staff Only	Open car park	AGHS Security	4	0	0	0	0	0	4	0
Total			1239	431	15	37	2	2	23	729

The example shows how space types can be named to include the ERIC S10 codes.

Reports Release, SAMS Reports services features and fixes API & App (09/01/2024)

App Version 1.0.19052 Date 17/01/2024 15:06:46, API Version 1.0.19051 Date 09/01/2024 14:30:24

This release is for the following bespoke specifications for NHSS

11030 SAMS bespoke report NHSS-02, create variants

New Reports, Create 2 new reports that can run separately by site and block requested by NHSS

11148 SAMS specific fix for report NHSS-01

Nomenclature Building not being picked up in the middle of text field

Change 'Tenure' parameter title to 'Ownership' where applicable

Fix ownership parameter query was not correct on report NHS-04:

Appraisal Exporter fixes

Appraisal Exporter - Quantity column changed to field from query, not Excel formula.

Defectlist table removed from main query - no longer needed.

Change column heading "Ownership" to "Agreement Type" on report NHS-06

Restrict NHS report NHSS- 8 & 10 to XLSX

11097 Create SAMS Appraisal Executive Summary new template

Create a method to export Exec summary data template

10949 Add support for retrying failed, interrupted and stuck reports

Added report level field - appraisal reports to be at board level only

Added default parameters - Board level parameters: Site-Room, NHSS Region level parameters:

Board-Room, National Level parameters: NHSS Region-Room

NHSS Reports parameter label change - Changed all NHSS Report's parameter label Building to Block

NHSS specific new Report naming scheme based on Coded prefixes.

Updating NHSS report titles NHS-1 to NHS-7. NHSS Customisation request

11171 Report NHSS-01 feedback on cosmetic changes requested by NHSS

11293 Added Site group parameter/updating naming convention for NHSS

11341 Added departmental reports to the reporting service - Board level only

11342 Review FCI calculation on NHS-10 report. Updated to Backlog Cost/Lifecycle Cost

Fixed and issue to support for blank Region and RegionNHSS params in tabular reports

11363 Fixed and issue in Lease reports - adding NHSS Region parameter

11364 Fixed and issue Updated Leases by Expiry (inc Break Date) report query to use new stored procedure

11354 New report show a list of user profiles and which system they are used by

*Bespoke specification for NHSS it is listed under Security named **Profile List***

11172 New report to run from National Top level

*Bespoke specification for NHSS, new report named **NR1 National Risk Summary of Property Appraisal Results By Board***

10700 Fixed and issue where Leases Report - IFRS 16 would not show data

11224 New feature template Export report parameter defaults

Bespoke for NHSS, survey export process offers a default XLSX file name that includes the comprises Site code, Block name and Block code (DATA or BLANK), date (DDMMYY)

[Reports Release, SAMS Reports services features and fixes API & App \(09/02/2024\)](#)

App Version 1.0.19191 Date 31/01/2024 15:55:15, API Version 1.0.19386 API Date 07/02/2024 15:26:54

This release contains bespoke report changes to the specifications of NHSS

11368 New Security Report - User Clients (Micad Internal use only)

11390 Security Report - Users Profile and Roles update. Added User Profile-filter.

11480 SAMS Report wording change in description, EA2-Risk Summary of Property Appraisal Results By Site

11479 SAMS Report wording change in description for, EA3-Risk Summary of Property Appraisal Results By Block

11485 SAMS Report formula change for EA3 (bug fix)

11364 Update to report name only (changed from 'Profile List' to 'Users Profiles List')

11498 Ensure aggregates are working for report designer (Micad internal use)

11566 SAMS report number EA7 to be removed from the NHSS systems completely

Reports Release, SAMS Reports services features and fixes API & App (12/04/2024)

App version - 1.0.20315, API Version - 1.0.20459

11398 IPR Asbestos Items by Risk report

New modernised version for IPR 3.9 runs via Reporting service and scheduler

11421 IPR Asbestos Schedule of Findings report

New modernised version for IPR 3.9 runs via Reporting service and scheduler

11441 IPR Asbestos Re-Inspection Report

New modernised version for IPR 3.9 runs via Reporting service and scheduler

11447 IPR Asbestos Regulation 4 Report

New modernised version for IPR 3.9 runs via Reporting service and scheduler

11472 New Security report: Portals use by user & module

New report used to monitor Portals use and last access date. Shows each Portal tile (topic) and the date of last access, also shows is users have ever accessed at all.

11477 New security Report - 'User clients'

11576 Update to Users report (Added new Boolean parameter for user to specify include/exclude Micad Users)

11577 Update to Security report - Users Profiles & Roles report

11579 Update to Security report - Users Profiles List report

11580 Update to Security report - User Clients (Micad Only) report

11595 IPR Asbestos Items with Re-Inspections

New modernised version for IPR 3.9 runs via Reporting service and scheduler

11670 Compliance By Location

New modernised version for IPR 3.9 runs via Reporting service and scheduler

11671 Compliance By Element

New modernised version for IPR 3.9 runs via Reporting service and scheduler

11752 SAMS & 3.9 Report, Asbestos MA PA fix to photos not showing

11810 SAMS only EA5 Report change required (included Unreported costs)

11817 SAMS only EA1 report requires SQL change (to included Unreported costs)

11670 New Compliancy by Location report

New modernised version for IPR 3.9 runs via Reporting service and scheduler

11731 SAMS only, new report NR2 National Level Report (for FR D 63)

This release is phased delivery for huge report, will remain working progress over coming updates

11859 Report Designer on National/Region level

Users should not be able to create custom reports at National and Region level, only board level.

11974 SAMS EA1 Report minor calculations and some cosmetic fixes for NHSS

12032 New SAMS TR1 report changes due since we have included multiple valuations in Terrier

New report (cosmetically designed for NHSS, should benefit all clients) to show Terrier Valuations data where there are multiple and historic valuations

12044 SAMS NHSS Users report feature request

NHSS bespoke specific report requires Board columns

11511 SAMS New UFAS1 report for national, regional and board output

NHSS bespoke specific report used to export Fire incidents data out to Excel

File Home Insert Draw Page Layout Formulas Data Review View Automate Help

Clipboard Font Alignment Number Styles Conditional Formatting Cell Styles Insert Delete Format Editing Sensitivity Add-ins Analyze Data

D26

Board	Site name	Block name	Date of incident	Location of incident	999 call made	Cause of fire	Cause of UFAS	Device type activated	Fire discovered by	Fire extinguished by	Fire service attendance	Has the Fire Risk Assessment been reviewed	Have there been previous UFAS incidents in the last 6-month period within this building	Have there been previous fire incidents in the last 6-month period within this building	Is the building exempt from call challenging	Method of extinguishment	H&S category of the incident	Primary use of the building	Type of incident	Was the building occupied at the time of incident	Were there any injuries
SAMS Training Board	Aberdeen Surgery	Aberdeen Main Block	19/01/2024	Kitchenette	Yes		Break Glass – Manual	Manual call point			No	No	Yes	No	No		Unwanted Fire Alarm Signal (UFAS)	Hospital (mental health facility)	UFAS	No	No
SAMS Training Board	Aberdeen Surgery	Aberdeen Main Block	12/03/2024	Indoors	Yes	Dust		Video detector			Yes	Yes	Yes	No	Yes		Unwanted Fire Alarm Signal (UFAS)	Hospital	UFAS	Yes	No
SAMS Training Board	Belyeoman Surgery	Belyeoman Main Block	12/03/2024	outside	Yes	Portable electrical equipment – incorrect use			Automatic suppression device	Fire and rescue service	No	Yes	No	Yes	No	Fire and rescue service using main jth		Staff residency Fire	Yes	Yes	

To access this new UFAS1 report, choose the Portals option from the reporting service

Note this document will no longer include Reports release notes

Release notes for the whole product suite are available [here](#).

IPR Release 3.9.0. features and fixes (02/09/2024)

This release is for Micad internal testing only. All features and fixes will be included in the next General Acceptance release.

13015 IPR 3.9 Appraisal classic view switch

Background configuration switch set by Micad, shows Appraisal module in SAMS format or Classic mode

13222 SAMS, Appraisal module Statutory compliance import issue

Fix for an importer issue the Statutory compliance facet of SAMS NHSS rank scheme

11519 New IPR + SAMS feature to be modernised, IPR Client query

The Client Query tool has redesigned IPR 3.9. You can access this feature as an IPR Administrator. Use this tool to design surveys that can be sent to your department heads to gather local insight on their occupancy data.

The screenshot displays the 'IPR Estate Management' application interface. At the top, there's a navigation bar with the Micad Pro logo and user information for 'Cliff SSO Walworth'. Below the navigation bar, a message box states: 'We would like you to qualify the data we store for the rooms attributed to the Department of Facilities Maintenance FMA301'. It lists instructions: 'Click on a "Write" cell to edit it's contents.', 'Location information cells and "Only" cells may not be edited.', and 'Cells that you change will turn "Green"'. It also mentions: 'Once you have finished making changes, please press the "Survey Complete" button below to inform us that you have finished.' Below this message is a 'Survey complete' button. The main section is titled 'Location information' and contains a table with the following columns: Room, Code, Description, Function, Number of Occupants, Floor Covering, Occupied Period, Space Utilisation, and Vacant desks. The table has 8 rows of data. The first row is highlighted in green. The table is scrollable.

Room	Code	Description	Function	Number of Occupants	Floor Covering	Occupied Period	Space Utilisation	Vacant desks
Workshop	CM808001	Engineers	Clinical Waste Area	5	Alto	(13.00 - 18.00) 5 days/wk	Fully Used	3
Plant Room	CM808002	Switchgear Room	Service Duct	6	Please choose	Please choose	Please choose	
Plant Room	CM808003	Battery Room	Plant/Equipment		Please choose	Please choose	Please choose	
Lift	CM808008	Bed Lift No. 2	Circulation (Lift)	0	Please choose	Please choose	Please choose	
Duct	CM808015	Crawlspace	Service Duct		Please choose	Please choose	Please choose	
Duct	CM808016	Crawlspace	Service Duct		Please choose	Please choose	Please choose	
Duct	CM808017	Crawlspace	Service Duct		Please choose	Please choose	Please choose	
Duct	CM808018	Crawlspace	Service Duct		Please choose	Please choose	Please choose	

For the recipients, the updated UI is more intuitive, with its in-cell edit controls. These save the data changes immediately and users can choose to fill out their responses piece meal if needed. The data table is cleaner showing each edit. The top row heading remains fixed above the cell content.

For the Space manager, we have made it easier to access the recipient content, links, names and email addresses.

Users query Space Occupancy Survey for 2024 sent to:

Add new client to query [Export To Excel](#)

Client name	Email	Department	Date sent	Completed	
SSO Wallworth, Cliff	cliff.wallworth@micad.co.uk	\Corporate Directorate COD102\Facilities FAC202\Facilities Maintenance FMA301	2/9/2024	Completed - 15 Client changes	Delete View

You can design your surveys and export the table of users and their links. Use this to create a Word, mail merge if your communications require detailed supporting guidance attachments.

Current Application: IPR Estate Management

micad pro

Cliff Wallworth Administrator (cliff)

Search - enter two or more characters to begin

Department	% Share	Area Occupied	Occupied Room NUA	Description	Function	Number of Occupants	Floor Covering	Occupied Period	Space Utilisation	Vacant desks
\Corporate Directorate COD102\Facilities FAC202\Facilities Maintenance FMA301	100	67.93	67.93	Engineers	Workshop			24hrs		
				Engineers	Clinical Waste Area	5	Altro	(13.00 - 18.00) 5 days/week	Fully Used	
\Corporate Directorate COD102\Facilities FAC202\Facilities Maintenance FMA301	100	20.87	20.87	Switchgear Room	Plant Room			24hrs		
				Switchgear Room	Service Duct	6		24hrs		
\Corporate Directorate COD102\Facilities FAC202\Facilities Maintenance FMA301	100	6.65	6.65	Battery Room	Plant Room			24hrs		
				Battery Room	Plant/Equipment			24hrs		
\Corporate Directorate COD102\Facilities FAC202\Facilities Maintenance FMA301	0	0	6.69	Bed LRT No. 2	LRT			24hrs		
				Bed LRT No. 2	Circulation (LRT)	5		24hrs		

The new UI on the Space manager's data QA is clean and simplified

Fetaure test case

A hypothetical test case for this feature would be a space manager sending an annual occupancy survey by email to department heads. The success of survey relies upon the recipients being able to fill out an electronic questionnaire with relative ease, the value to the occupant is exposure to their own records. Together their engagement improves data quality through collaboration, and the outcome is derived from free crowdsourced data. The space manager can vet the returned data and choose to accept or reject the submitted feedback. The data sent back does not go directly into the live system until you qualify it.

If you want to try this feature, you'll need access to IPR as and admin and to have a second IPR account that simulates a lower non-admin user. You can review the feature and its concepts with this 3 part test plan. Once you have established the process, the survey can scaled up to meet the organisation's needs.

Test plan step 1

IPR Admin user (Space manager role)

1. Allocates users to a department – Via Administrate > IPR user settings > Edit a user > set a Department (The selected Department needs to be allocated to space records in IPR)
2. Creates a space occupancy survey - Via Administrate > Client query > Add Fields
3. Add new client to query – Pick your Client name recipients from the users list
4. Send the email

Test plan step 2

IPR user (Space occupier or departmental contacts role)

1. *Receives the email and clicks the link offered for the survey*
2. *Logs in as the IPR user (the recipient) and the survey page shows automatically*
OR the user can click a link that appears in the left Menu of IPR (only when a survey is granted to them) Left menu > Space use survey.
3. *Recipient fills out the survey sheet, this can be done piecemeal but the system records each change. Instructions are visible at the top of the survey page.*
4. *Each change is acknowledged when recorded by changing colour to Green*
5. *Where there's physical checks needed, the survey may take days or weeks to be refined. Floor plans are offered if they are available. Users can use tools offered to review a department's total allocation per floor or check where a specific room is on the plan.*
6. *When the survey is completed, user can press a button - Survey complete*
7. *User can return to the data and make more edits if needed via the link from the Email*

Test plan step 3

IPR Admin user (Space manager role)

1. *Logs in and goes to Administrator > Client query*
2. *Checks the Dates and Completed status from the users*
3. *Those marked complete can now be evaluated for value*
4. *Click the Complete link*
5. *Review the data sent back from the departmental contacts, for each cell you can accept or reject.*
6. *The Accepted content is copied into your live IPR spatial meta data.*

12806 IPR 3.9 client query add email address to the user name lists as well

12808 IPR 3.9 Client query, User query feature, add 3 columns and an export to excel button

12978 IPR 3.9 Client query, to show logical Department structure

13204 IPR 3.9 Client query recipient audit page needs sticky header

12209 Micad 360 walkthrough photo linking, icon issue

12641 SAMS 1.2 NHSS SAMS Block Data form FR16, FR102

New feature for SAMS, Introduction of a form to summarise and access NHSS specific block data

12667 IPR 3.9 Filestore recursive publishing creates Unhandled error

12867 3.9 Departmental occupancy table formatting and row counts

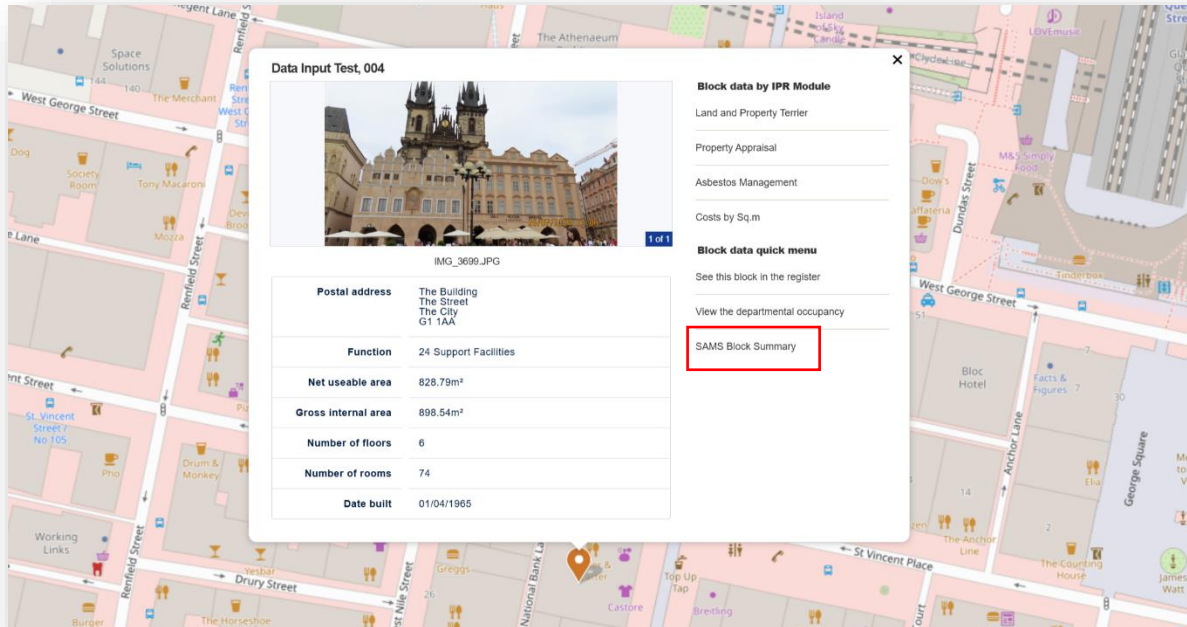
UI Improvements for the user. Better presentation.

12051 IPR departmentaloccupation.asp table Icons and text alignment issues

UI improvements to this overall feature

13169 IPR Map menu needs SAMS block data link (Part of NHSS SAMS solution FR16, FR102)

New feature for SAMS, Introduction of a form to summarise and access NHSS specific block data from the Map pin menu



11005 SAMS label location label changes on reporting service

Change Region to Site Group, Change Building to Block

11785 Asbestos Module 360 integration issues

Improved UI 360 icon integration

11842 Asbestos Module 360 integration issues

Icon for marker does not display correct

12067 Hub welcome screen Support button/feature to be switchable

Add switch to direct SAMS or Micad Pro specific to their relevant support portal

12084 Accounts [Alpha] User promoted to login again for Capital planning

Fixed an issue where Reports application handles client switch incorrectly

12105 IPR [MicadPro] Balance IPR menu colours

12158 IPR [MicadPro] UI Align the Pie chart labels and topics

12412 SAMS 1.2 NHSS SAMS Room Data form FR16

1 of 3 New room data collection tool for SAMS specific data set. Uses NHSS space data and heated volume logic as well as providing gap analysis checks

12442 SAMS Edit defect is not allowing save

Fixed an issue on SAMS NHSS 6 facet, pressing submit seems to do nothing unless Complete was checked first. This logic has now been corrected.

12566 Uploading files to Leases module error

Fixed an issue where files would not upload specifically while in Leases module. Issue was limited only to Leases module.

12619 Location Resort feature causes Numeric error message

12633 HUB is blocking direct URL pass through

12777 IPR 3.9 Departmental Occupancy has lost Drawing Hatch features

12787 IPR 3.9 Custom report result table sort issue

12918 ERIC and SAMS Department occupancy Unassigned Area Click through shows the wrong data

Fixed a legacy 3.8 issue where the charts filter ignored the Uncheck clickthrough.

12938 IPR 3.9 Asbestos module UI issues white on white cosmetic

13022 IPR 3.9 Custom reports in cell edits on Boolean enters NO, instead of 0

Fixes an issue that caused incorrect value to be shown

13028 Department occupancy page size and break scrolling features no longer working

Improvement made to Department occupancy data interaction

13164 Custom Field Explorer results, displaying bogus data

11963 Asbestos Survey Types [name] field allows a value > than 20 characters to be submitted.

11966 Add new contractor popover has incorrect label

11967 Add new consultancy popover has incorrect label

11968 Add new status popover has incorrect textarea

12050 IPR Details pages for documents all need common cell alignment

12090 IPR About page Release notes target change

12152 ERIC site car park table re-size with ellipsis and tool tips

12293 IPR 3.9 Compliance User matrix, user can not be Unchecked from Admin mode

12360 UI align styles of Application Chooser and Right User Menu with Hub

12423 Update projects headers to use location header for micadpro/sams compatibility

12446 Missed UI alignment of IPR explorer tree structure

12448 IPR3.9 Apply New mechanism to allow Fusion Charts licence to be updated without requiring a container build

12450 User activity report - Invalid date input detected

12451 IPR 3.9 Departmental Occupancy page shows no results at room level.

12515 Custom property search page issue

12587 IPR Application switch does nothing on first click

12592 Latest Metro style applied to Drawing Option sidebar

12605 IPR 3.9 Drawing graphic reports right menu has lost its style

12631 ERIC Room and Floor forms display Oops something went wrong error upon submit

12640 SAMS 1.2 NHSS SAMS Floor Data form FR16

Introduction of new data review forms specific to SAMS

12722 IPR 3.9 Custom property search parameter is causing error (Invalid numeric input)

12747 IPR 3.9, Compliance, new feature - add export to excel on My compliance documents table

Feature request from client

12776 IPR 3.9 custom reports mass update shows invalid numeric

12778 IPR 3.9, Micad Pro is showing unnecessary SAMS Admin Options

12789 SAMS 3.9 Appraisal Left menu has two incorrect links

Fixed an issue where Appraisal Classic links showed unnecessarily on SAMS menu.

12826 IPR 3.9 Search does not work on Leases agreements page

Legacy issue fixed where search would not work on this page

12924 Micad Searchable dropdown control does not work in a popover

12669 IPR 3.9 Filestore sub-node highlight is white on white

12679 IPR 3.9 Departmental hierarchy Tree view is too compressed

12941 IPR 3.9 Departmental Occupancy, feature added to freeze the top row while scrolling

Feature request from client

12765 IPR 3.9 search by custom property fix cosmetic issues

IPR Release 3.9.0.22990 features and fixes (08/10/2024)

11772 Asbestos Module CADi V2 hover menu interaction causes Unhandled Error

Internal release issue fix

12151 CADi Graphic reports Asbestos Information hover menu not working

Internal release issue fix

13296 IPR Users, editing the username does not update in IPR or Portal

Internal release issue fix

13431 SAMS Room form to allow alphanumeric entry into Name & Code fields

Beta feedback, Room & Fields should allow alpha numeric input. Fixed

12289 FileStore aliases & folder permissions issue

Fixes an issue with top level view into FileStore where a user has been assigned an Alias.

12682 IPR 3.9 Micad 360 file type icon disappears from Explorer in the viewer of Micad360

Internal release issue fix

12952 SAMS Appraisal importer, add a Cancel button and export results feature

SAMS new feature requests, add cancel (Back out option) and export table feature to Physical condition data quality check during import process from PC Toolkit

13239 3.9 Terrier, feature request. Add Listing status to Terrier summary page

Client new feature request to include Listing status on the opening summary page to Terrier module

13447 The date listing tab in Terrier not updating

Fixes a legacy issue where date of listing is not being recorded.

13461 IPR Search, box to increase size to show full text

Internal release issue fix

13463 CADi V2, issue with hover callout pointer is too low

Internal release issue fix

13465 IPR Lease 3.9, All agreements view requires a check box to Show terminated in the list view

Client new feature request to allow a filter in the 'All agreements' table view of Lease Module opening page. To show/hide terminated agreements.

12683 IPR 3.9 Appraisal Module, Configure survey set sub-element visibility requires confirmation of the name of the element and sub-element

Internal release issue fix

13464 Micad360, in IPR left menu controls change switch place with Explorer view, randomly

Legacy issue fixed where the Explorer position changes place if the photos are very large and the wait is too long – the menu forms in the wrong order.

13474 SAMS Introduction of 3 data entry and validation forms, initial concept cosmetic changes

- 1. Form names - rename titles and left menu to match. On the Map menu rename the link "View the SAMS data" to "SAMS Block Summary"*
- 2. Rename all labels that are now "NIA" to "IFA" on all 3 forms*
- 3. Add the "(£)" to the column titles (Backlog cost (£), Replacement cost (£), Total cost (£)*
- 4. Rename "Amount" to "Value (£)"*
- 5. Valuations: **SQL query change** - only show most current for each type*
- 6. Backlog Chart legend to show % as well*
- 7. Floor form is missing a section heading See image above. Add a title called "Floor details"*
- 8. Heated volume calc to show formatted nnn,nn.nn*
- 9. Remove "Sq.m" expression for units of measure from the charts in SAMS Floor. No units are required in this expression, just the number alone.*
- 10. **BUG**, when an As-Built is available, make the GIA read only. If no As-built available GIA to allow hand input.*
- 11. Sort order of the Room/Area switch Combo is random. Needs to use the IPR Sort order logic*
- 12. Add a title to the sub-heading for "Room Details" on the room form*
- 13. {IF} the label is not a data field in the DB can we change it to Heated volume m³. If its meta data and the user can change the label in CPs on the master system.*

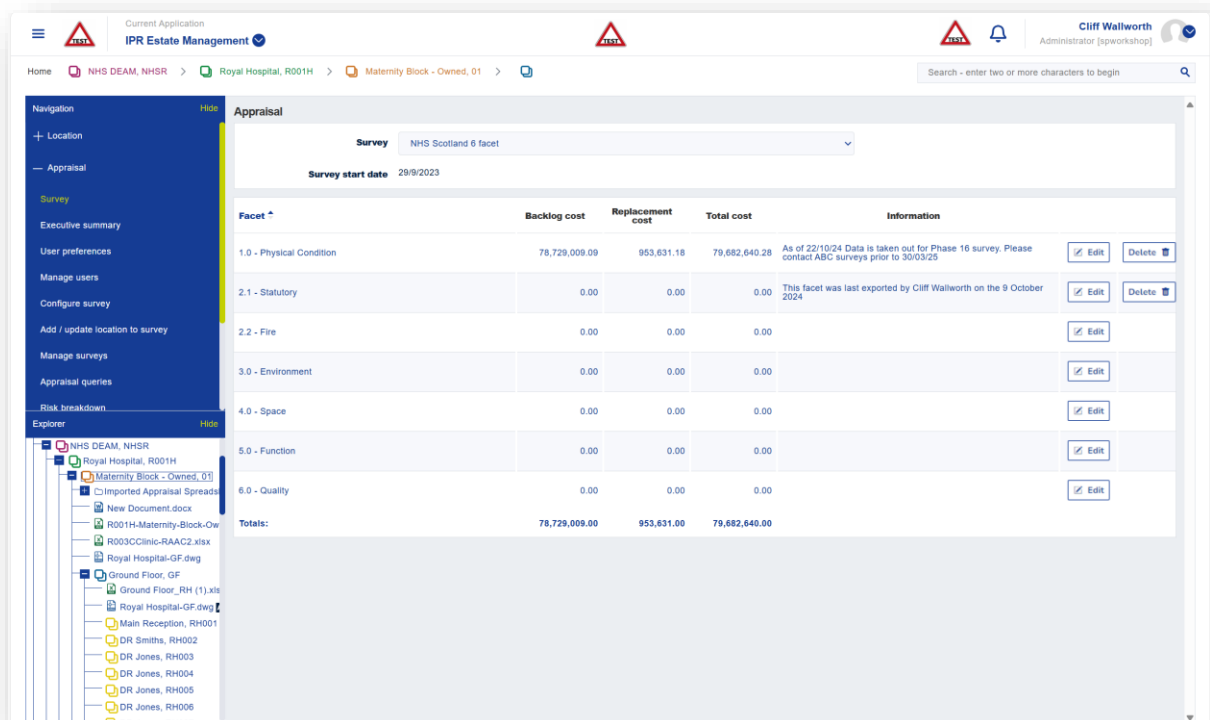
IPR Release 3.9.0.23167 features and fixes (21/10/2024)

12625 SAMS Appraisal change request for labels

1. IPR Change UI to present Inspection Date, Remaining Life (Yrs), and Year fields together
2. IPR Change Edit Defect popup to present Inspection Date, Remaining Life (Yrs), and Year fields together
3. IPR Change Edit Defect popup to calculate the Remaining Life (Yrs) field from the Year – Inspection Date field
4. IPR Change Edit Defect popup to calculate the Year field from the Remaining Life (Yrs) + Inspection Date field

12954 SAMS, FR 136 Add a message to Appraisal Facet that warns user, this data is out for survey exported

New feature to allow the users to leave notes on the status of offline data.



Facet	Backlog cost	Replacement cost	Total cost	Information	
1.0 - Physical Condition	78,729,009.09	953,631.18	79,682,640.28	As of 22/10/24 Data is taken out for Phase 16 survey. Please contact ABC surveys prior to 30/03/25	Edit Delete
2.1 - Statutory	0.00	0.00	0.00	This facet was last exported by Cliff Wallworth on the 9 October 2024	Edit Delete
2.2 - Fire	0.00	0.00	0.00		Edit
3.0 - Environment	0.00	0.00	0.00		Edit
4.0 - Space	0.00	0.00	0.00		Edit
5.0 - Function	0.00	0.00	0.00		Edit
6.0 - Quality	0.00	0.00	0.00		Edit
Totals:	78,729,009.09	953,631.00	79,682,640.00		

Use the information column to leave notes if the data has been exported. You may wish to use this field to inform colleagues that minor data edits have taken place during a major survey project.

13546 IPR, Document edit feature Cancel button causes Conversion from string issue

Fixes an issue where backing out via a cancel showed an unnecessary error message

13550 Micad360 viewer, increase the size of popover labels

13578 SAMS Floor form, needs to allow free text input on names of Floor and Code

13584 SAMS Block Form, Change Valuations to all, rather than specific names ('Land Value', 'Asset Register Value', 'Open Market Value', 'Net Book Value')

13605 SAMS Forms, text cosmetics, change labels to Title case labels

IPR Release 3.9.0.23335 features and fixes (29/10/2024)

13602 Asbestos Module Profile tool cosmetic changes

Changed to makes drop popover bigger and less cramped

13654 IPR, Graphic report right side menu is missing text

Some CSS missing from right menu, restored.

13684 IPR 3.9 Graphic auto report on Function field causes issue

Fixes a build issue where Auto Report feature using the Function field resulted in error

13698 SAMS, Appraisal module does not save a new defect

Fixes an issue identified where a hand entered new defect would not save

13699 SAMS, Appraisal module pushes the current row out of alignment after submit

Fixed an issue identified where updating a defect pushed the row out of alignment with the main table of data.

IPR Release 3.9.0.24542 features and fixes (19/02/2025)

This release includes new core features, fixes and some NHSS specific customisations

13641 IPR DOCMON, hatch angle does not respect expected rotation

Fixes a legacy IPR issue where hatch angles could be ignored. This feature is a backend fix to all systems rather than an IPR frontend issue so was fixed on 29/01/25.

11361 Terrier building photos, not showing if the file name has round brackets

Fixes an issue where paired round brackets in the file/filename could cause the photo not to display

14808 IPR 3.9, remove the link to Audit Trail from Admin section

Feature is moved to an independent central service via HUB

12712 IPR 3.9 data quality check, make it location specific

A common feature request from IPR clients, we have offered the ability to select specific Regions, Site or Blocks. The new controls require you to expand the view to add property.



Item	Summary
<div>Region Count Hide</div> <div><input checked="" type="checkbox"/> BETA Clara NHS Trust</div> <div><input type="checkbox"/> BETA Mi University</div>	1
<div>Site Count Hide</div> <div><input checked="" type="checkbox"/> Clara Hospital</div>	1
<div>Building Count Hide</div> <div><input checked="" type="checkbox"/> Rosemary House</div> <div><input checked="" type="checkbox"/> Clara Main Block</div> <div><input checked="" type="checkbox"/> Thyme House</div>	3
Floor Count	10
Room Count	689
Total NUA (m2)	10447.48
Total GIA (m2)	11278.28

Note. Use the Show/Hide buttons to check the property required.

13161 Advanced Query. Selecting multiple query items. OR operator becomes AND

Fixes two issues with IPR Advanced query where the operator could not be either set or selected

13726 Terrier Location Contacts dropdown not showing full list/error on planning details page

Fixes an issue where operation is not allowed could be displayed

13727 SAMS Appraisal import popover needs more room and word wrap on filename cell

Cosmetic change to include word wraps. Applies to NHSS SAMS only

13780 Alter Stored Procedures to Ensure AsbestosLocation records exists

Change requested by a client

13899 IPR 3.9 left menu persistence feature required

New feature to hold the position of the left menu width size constant between page changes.

13858 PDFs opening as 360 images if clicked from IPR Explorer left menu

Fixes an issue where if a PDF is clicked, they could become associated as a 360 image

13948 SAMS Terrier Details Summary - Copy Address from Site to Block is removing selections from other SAMS specific fields

Fixes an issue where the Terrier Site copy address to sub-blocks would NULL SAMS data fields within the target block

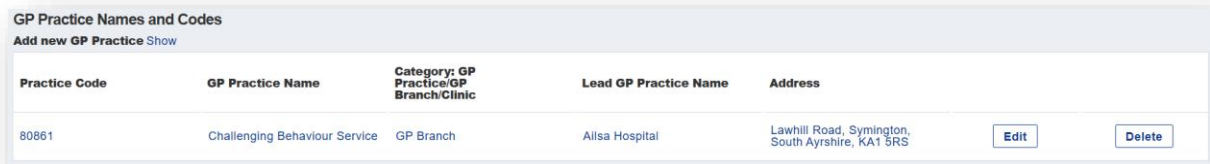
14091 Miasbestos Processing surveys gives "Invalid numeric input detected" MicadPro

Fixes an issue with Asbestos App import process

13499 Make IPR honour the new custom permission for Asbestos, Appraisal, Leases and Terrier in IPR sync User(s)

13667 SAMS 3.9, Terrier customisations add fields to support FR86 Practice Codes

NHSS SAMS specific feature for Terrier Module, adds a new feature to record NHS GP Practice information comprising names, codes, type and parent. You can store one or more in the format shown below.



Practice Code	GP Practice Name	Category: GP Practice/ GP Branch/Clinic	Lead GP Practice Name	Address		
80861	Challenging Behaviour Service	GP Branch	Ailsa Hospital	Lawhill Road, Symington, South Ayrshire, KA1 5RS	Edit	Delete

To access the new feature, go to Block level, Terrier, Location information

Note. *This feature could be made visible to NHS England IPR users. If it is of interest, please get in touch.*

13910 Micad Pro, Asbestos Module Comments field is too small at 255, increase to 512

Client feature request to extend text capacity in the inspection asbestos notes fields.

14704 Scan Environment - Remove Location MABL test fails with error from trigger

System feature

13959 IPR 3.9 Leases, when trying to change area type to NUA or OTHER it keeps defaulting back to GIA when you select update

14013 IPR Unable delete 1700+ rooms. Shows a message Out of string space

Fixes an issue where 1700 rooms for deletion on the same floor, would time out.

14055 IPR page header needs the authWebservicePort value in the images urls

System feature

14102 IPR 3.9, Custom reports Departments needs to include the Code column too

Client feature request to include departmental code in the table results view

14183 Copy survey item and Augment Syntax error after security hardening

Fixes an issue in the Asbestos module, where copy item would show an error

13430 SAMS 3.9 Location and Leases importer NHSS FR37

NHSS SAMS only feature, at add a link to Administrate section of IPR for toolkit importer.

14080 SAMS 3.9 Terrier, NHSS add Terrier Status field to summary/map popover

NHSS specific feature for Terrier Module and Map, to show the block Status assignment.

An update to lookup content is being implemented also. The Status values will depict verbally whether the Status represents an Active or Inactive state for clarity. This method will allow for future scope if needed

- Active (Active)
- Delete Data (Inactive)
- Demolished (Inactive)
- Dispose (Active)
- Leased (Active)
- Occupied (Active)
- Sold (Inactive)
- Surplus (Active)
- Surrendered (Inactive)
- Terminated (Inactive)
- Under Construction (Inactive)
- Vacant (Active)

In this release, Status is now visible in SAMS on the Map pin popover and in the Terrier block level summary page.

Note. *This feature could be made visible to NHS England IPR users. If it is of interest, please get in touch.*

[IPR Release 3.9.0.24822 features and fixes \(17/03/2025\)](#)

14834 SAMS, Appraisal module improvements to Data validation import rules

New feature to extend the data validation process that reinforce the backlog logic so that data can not become contradictory or invalid. The import processor makes validation checks during the transfer of Physical Condition data from the surveyor's spreadsheets. For each failure, there are now advisory notes shown to indicate the required corrective action

14951 IPR User Settings, Remove Micad checked users from lists

System feature

13573 IPR/SAMS 3.9 Terrier increase character limit in the listed building notes and conservation notes fields

Feature request from a client requires text capacity to be increased to 512 characters for Listed building notes and conservation notes fields.

14895 IPR 3.9 Client Query, is showing Micad Checked users in the mail list

System feature

IPR Release 3.9.0.25229 features and fixes (11/04/2025)

This release offers some new features and fixes for IPR 3.9

15170 SAMS Appraisal Module, updating an Inspection date & Year shows incorrect Date format & 1900 as the year

Fixes a format issue that could be observed while a defect is being updated.

15166 IPR 3.9, Compliance, too many users are showing in the Transfer list

System feature

14807 Compliance module link should use system licencing based visibility

System feature

14910 IPR 3.9 Asbestos, remove Micad checked users from Asbestos Users Administration Page

System feature

14921 IPR 3.9 Compliance, remove Micad checked users from lists

System feature

14922 IPR 3.9 Compliance, remove Micad checked users from lists

System feature

14923 IPR 3.9 Compliance, remove Micad checked users from lists

System feature

14924 IPR 3.9 Compliance, remove Micad checked users from lists

System feature

15167 IPR Compliance, user list needs email address for clarity

Improvement to remove ambiguity, specifically where users may have more than one user account in the same name but with different email addresses. You can now see both user name and email address together

15189 SAMS PPP form modification requests, rename Rented area, hide IFRS and Expiry check box fields

Feature request to hide and change labels in the SAMS PPP summary page

<END>