Release notes

Micad IPR 3.9

14/03/2025

Document Version 4.1

Contents

Introduction 3
New features for IPR 3.9 3
Introducing Micad Pro HUB 4
HUB features and navigation 5
How to access Micad Pro HUB 6
Accessibility preparations for new Micad Pro HUB 7
How to sign in to HUB 8
System selection 9
The MICAD product suite is branded for NHSScotland in the name of SAMS 9
Admin Centre corporate branding 10
Admin Centre User management 12
Create user 12
Delete user 13
Edit access roles for existing users 14
Admin Centre HUB Notifications 15
2FA Authentication 16
Register account (Self-register setup for system administrators) 17
What you will need to enable self-register 17
Register account (Self-register for a new user) 19
IPR 3.9 User interface 21
NHSScotland specific variations of IPR, Leases, Terrier and Appraisal Modules. 22
Appraisal Module (SAMS) variant 22
Leases and Terrier module (SAMS) variant 23
Terrier Valuations 25
Data entry forms (SAMS) variant – SAMS Block Summary 26
Data entry forms (SAMS) variant – SAMS Floor Editor 27
Data entry forms (SAMS) variant – SAMS Room Editor 28
IPR 3.9 Features moved from within IPR out to HUB 29
Reports & Exports 29
Admin centre (User account management) 29
Audit trail 29
New Reporting service 30
What's new in Micad Reports 30
New Admin centre service 31

IPR Features and fixes 33
IPR Release SAMS 3.9.0.19036 features and fixes (09/01/2024) 33
IPR Release SAMS 3.9.0.20441 features and fixes (12/04/2024) 34
Reports Release, SAMS Reports services features and fixes API & App (09/01/2024) 39
Reports Release, SAMS Reports services features and fixes API & App (09/02/2024) 40
Reports Release, SAMS Reports services features and fixes API & App (12/04/2024) 41
Note this document will no longer include Reports release notes 42
IPR Release 3.9.0. features and fixes (02/09/2024) 43
IPR Release 3.9.0.22990 features and fixes (08/10/2024) 49
IPR Release 3.9.0.23167 features and fixes (21/10/2024) 51
IPR Release 3.9.0.23335 features and fixes (29/10/2024) 52
IPR Release 3.9.0.24542 features and fixes (19/02/2025) 52

Introduction

In this IPR release 3.9, we have introduced some great new features. The's a new application launcher that we have named HUB. HUB is a multi-tenant service where all clients access from the same web URL. We have applied the next generation User Interface (UI), it aligns IPR to the modernised Portals 3 look and feel. There's an entirely new Reporting service that sits better and logically outside IPR.

In this IPR release the Leases and Terrier Modules have had some additional fields added commensurate to NHS in Scotland methodologies. The Appraisal module has undergone some major changes that will be available to meet survey standards of the NHS in Scotland (NHSS). These NHSS specific features are switchable by Micad via backend configuration.

New features for IPR 3.9

- New Micad Pro HUB platform service
- New Reporting service
- New Admin centre (Centralised user management)
- New 2FA authentication
- New corporate branding feature
- IPR 3.9 standard UI style
- New appraisal module feature to accommodate NHSScotland 6 Facet Backlog methodologies
- Leases and Terrier module (NHSScotland specific changes)
- Legacy features moved from within IPR out to HUB

Introducing Micad Pro HUB

HUB is the home for the Micad Product Suite. A new standard feature which appears at login.

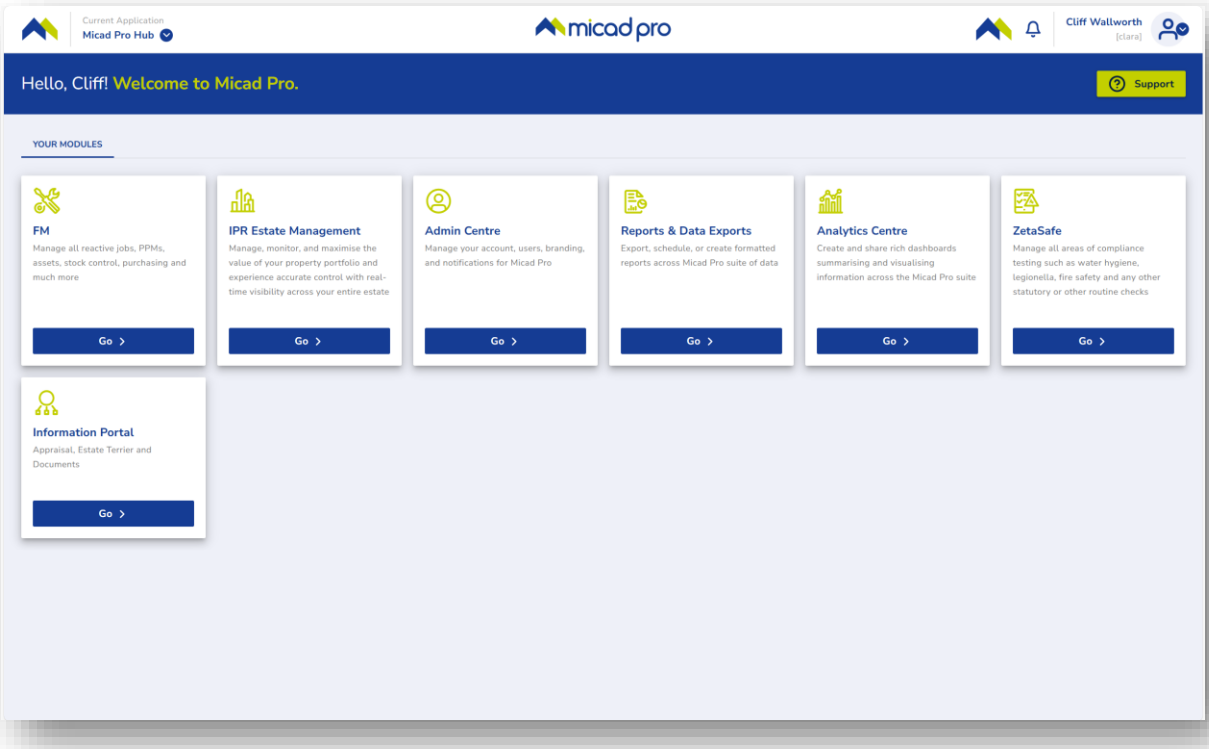

HUB is the platform application launch pad. All of the Micad products will become accessible via the HUB platform. You can still store direct links into each application as you have traditionally, but for new system users it's a good idea to share the home URL for the HUB.

Note. The web URL for HUB is now a common address for all clients. This simplifies access for all clients. This is different to your traditional IPR 3.8 web address.

See below

HUB features and navigation

1. Launch the application – click on the Go button
2. Application Switch – quickly switch between applications
3. Identify your client key (CID) – *Example image shows a system named "Clara"*

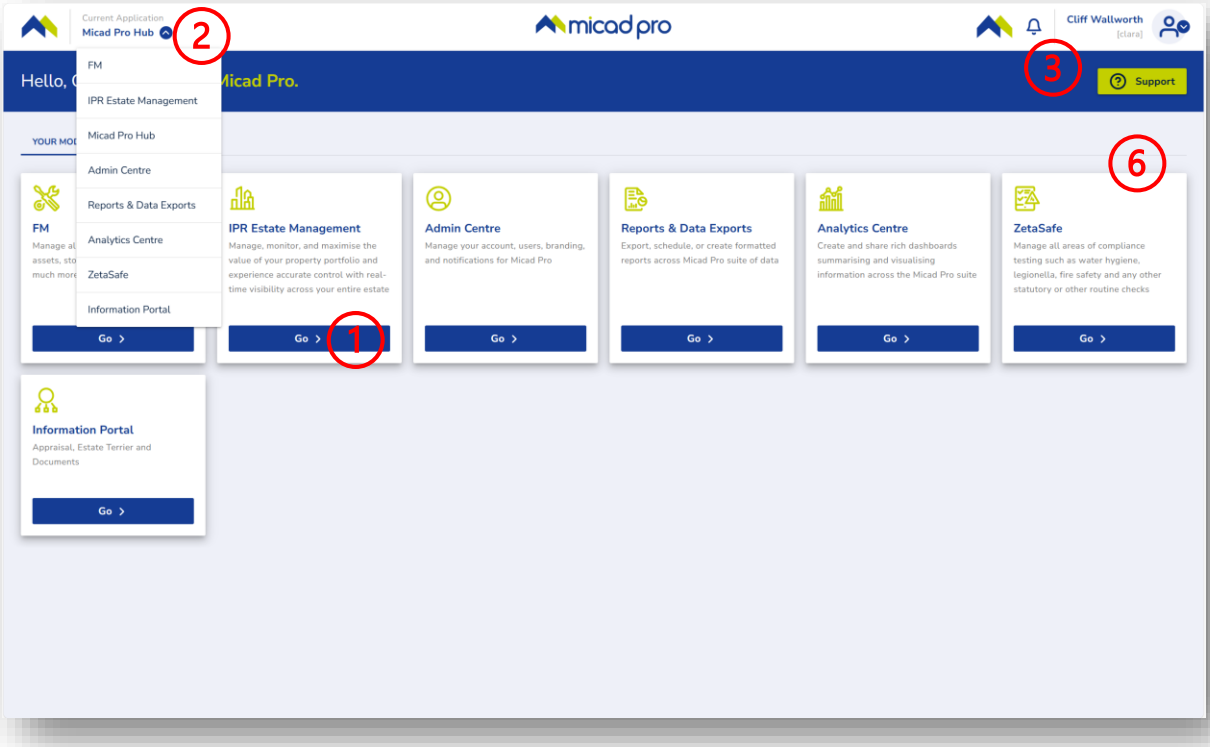

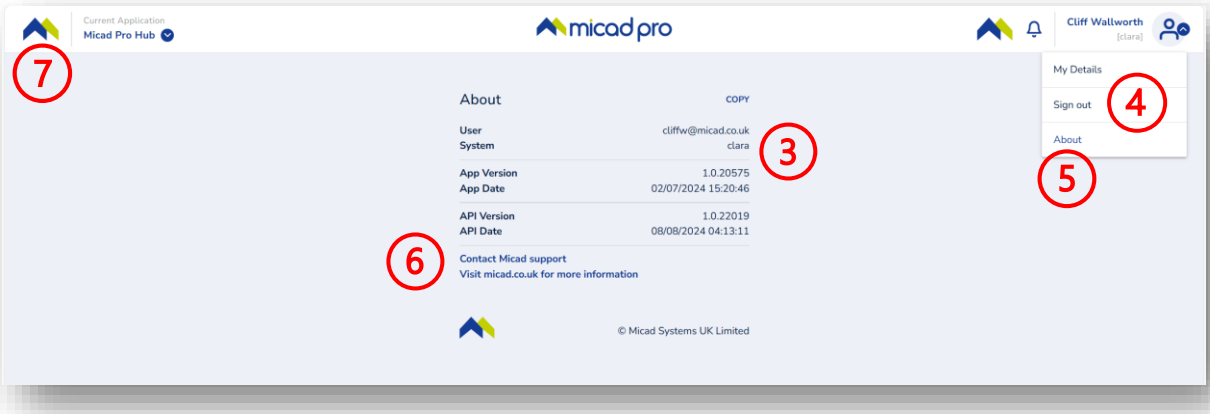

4. Sign out of the HUB and all applications
5. About - Identify the application versions
6. Get help from Micad support
7. Homepage link – click the top left corner Micad icon

How to access Micad Pro HUB

To access HUB from desktop, you need to bookmark this new link

Bookmark this link on your desktop https://hub.micadpro.net/

From a mobile, scan the QR and bookmark URL on the device

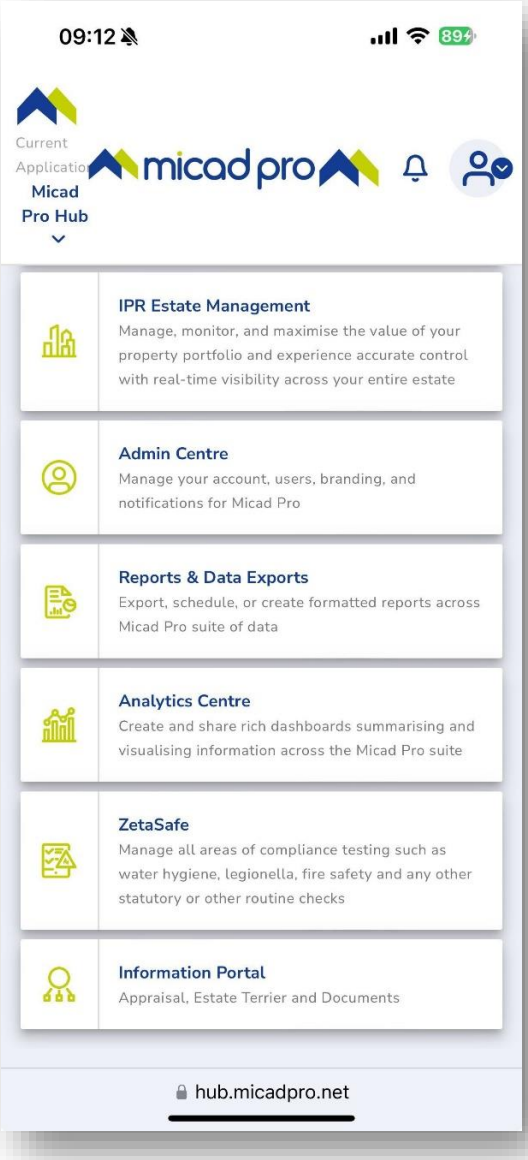

Universal QR code for HUB *HUB displayed on mobile phone*

Note. If you have access to more than one IPR (as a contractor/service provider) you will be given a list of your associated systems beyond the login.

NHSScotland do not use this URL, NHSS have a separate enterprise solution with discreet URLs.

Accessibility preparations for new Micad Pro HUB

In preparation for Micad Pro, you can check access ahead of a system onboard and upgrade.

The HUB and all of its applications will all reside on micadpro.net

Check you can access the new URLs

Whitelists for your IT:

The web domain:
*.micadpro.net

The email address:
no-reply@micadpro.net

Here's some tests you can to help validate accessibility

1.If you cannot access the Micad Pro web address, contact your IT and share the whitelist requirements. Your IT my be blocking unfamiliar websites. Share the whitelist information above with your IT. You can conduct this test ahead of any system upgrade.

*The **"*"** allows Micad to present **any current and future sub-domains** on **micadpro.net** as our product list expands.*

2. Once you have a Micad Pro and IPR 3.9 system built, you can test that email address are accepted by your organisation. log in and requesting a password reset. Repeat the same with colleagues that also have known to have active IPR user accounts. If the reset message dont not arrive to you and your colleagues, ask your IT support and share the information above. You cannot run this test until your IPR system is built and the user accounts are available after the upgrade

3. Consider and repeat the same tests for mobile devices if needed

How to sign in to HUB

When you set up your users, make sure you fill out their contact details and provide a mobile number where possible. This provides another means of contact verification for the 2FA process when that's enabled. For existing IPR users, review your user accounts using the Admin centre, update where necessary and this will reduce the labour of the 2FA process. You can use the Classic IPR email account or SSO if you have it setup in your browser.

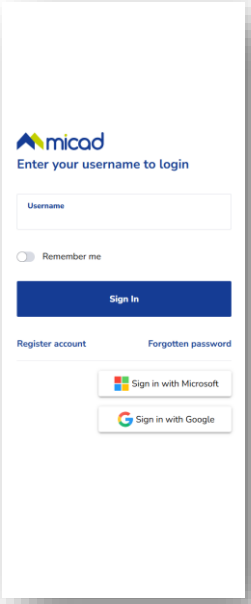

The HUB login, home of the whole system

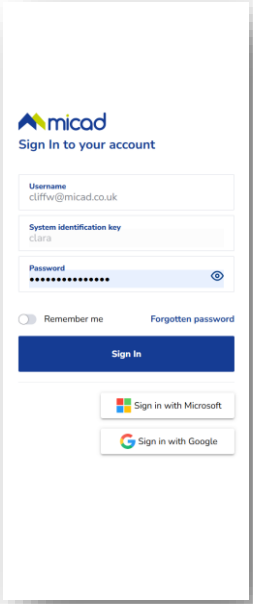

Direct IPR login, you will see the System ID

Note. You can still share direct links to IPR with your colleagues and contractors. The direct option will show the System ID but will bypass having to land on the HUB first.

Direct system link sharing will not bypass the need to pass the 2FA verification.

If you have access to more than one IPR (as a contractor/service provider) you will be given a list of your associated systems beyond the login.

System selection

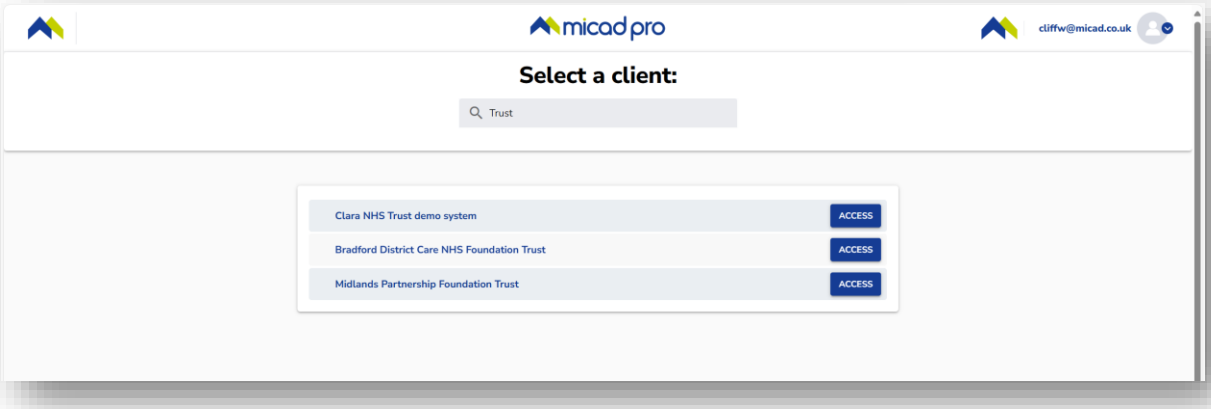

The system selection screen only shows when you have a valid account on more than one system. If you wish to bypass the system selection process, share the direct links within the HUB applications.

The MICAD product suite is branded for NHSScotland in the name of SAMS

For NHSScotland, Micad product bears the product name SAMS (Strategic Asset Management System).

New features of the Micad HUB platform allows for Branding. We use this feature to provide corporate themes with images an narratives that will show in each application header and logon screens.

Application example showing HUB

Three images can be used within the top menu area to personalise your system.

Admin Centre corporate branding

Micad can apply corporate branding to your HUB and suite of applications. If you have high quality images or even vector SVGs and a mission statement, please contact your account manager with the materials.

The example shows how the NHSScotland SAMS system is branded using HUB's Admin centre.

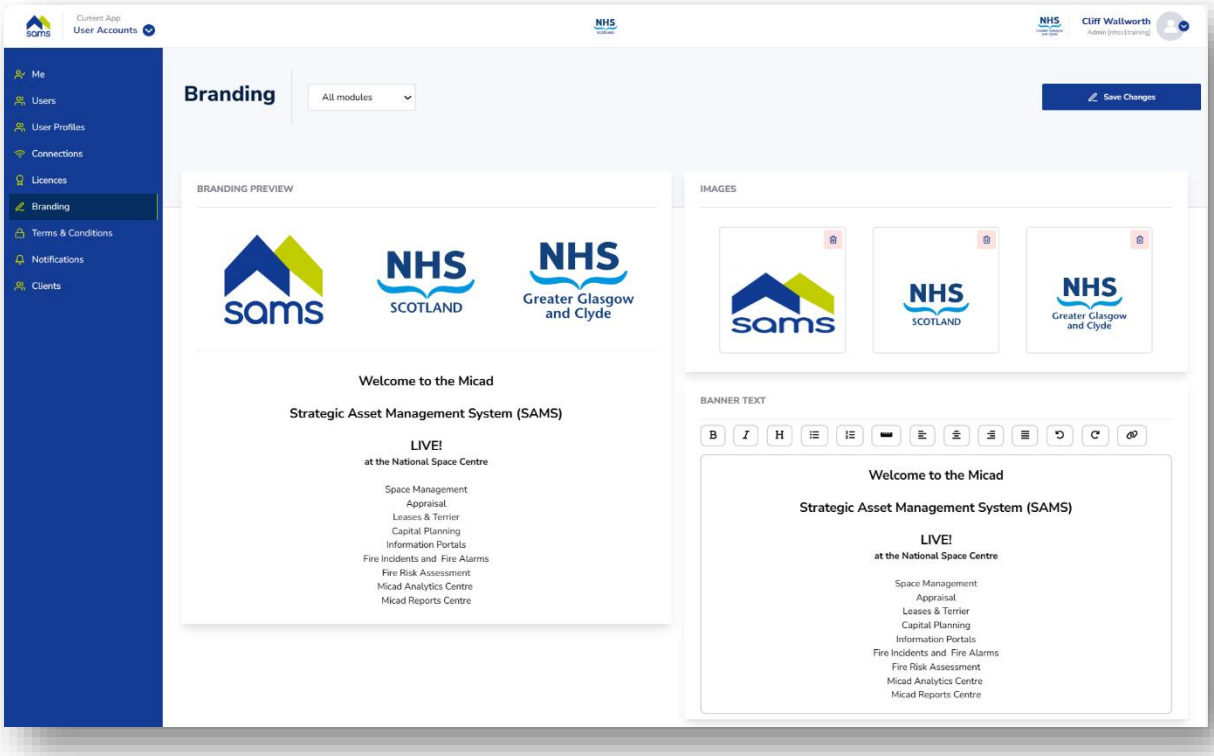

Branding can be set up by Micad. Images applied by drag and drop, a text box is offered for the login screen.

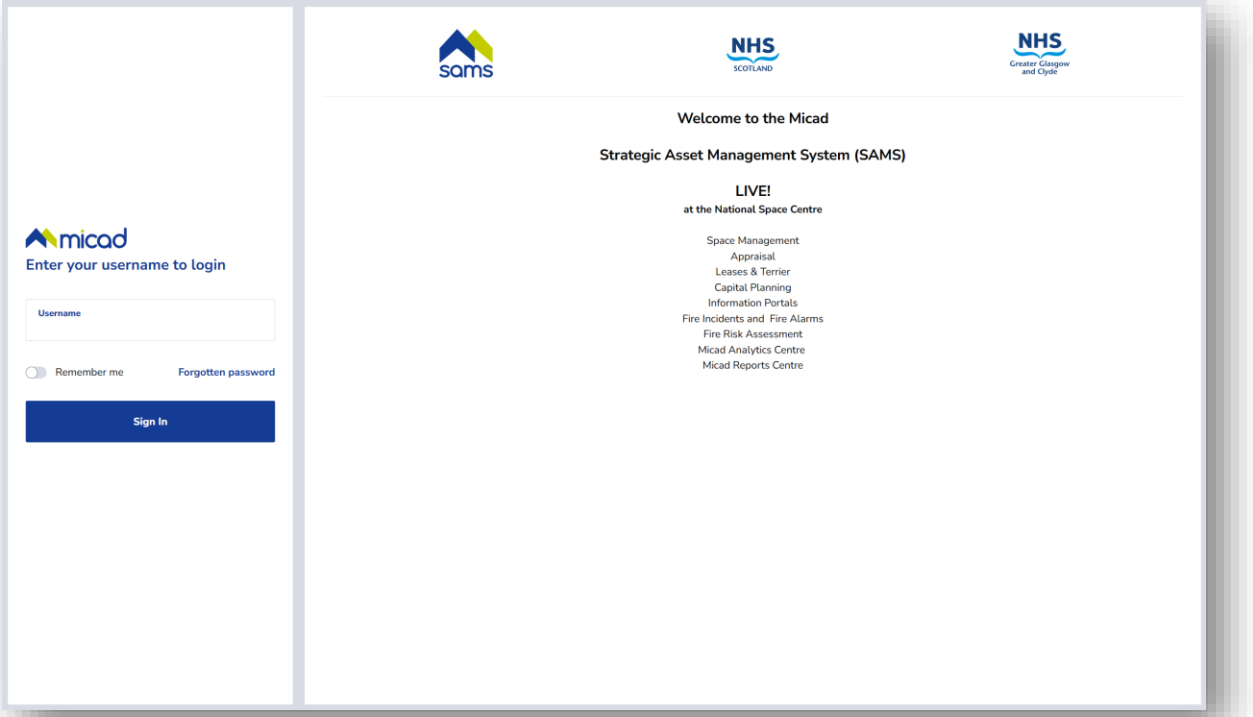

The login page shows, a welcome message or a mission statement.

The main login page can also be used to deliver notifications to users.

Admin Centre User management

Use the Admin Centre to create and delete users.

Create user

From Admin centre, choose Users, Create new user. There are two sections for fill out for a new user.

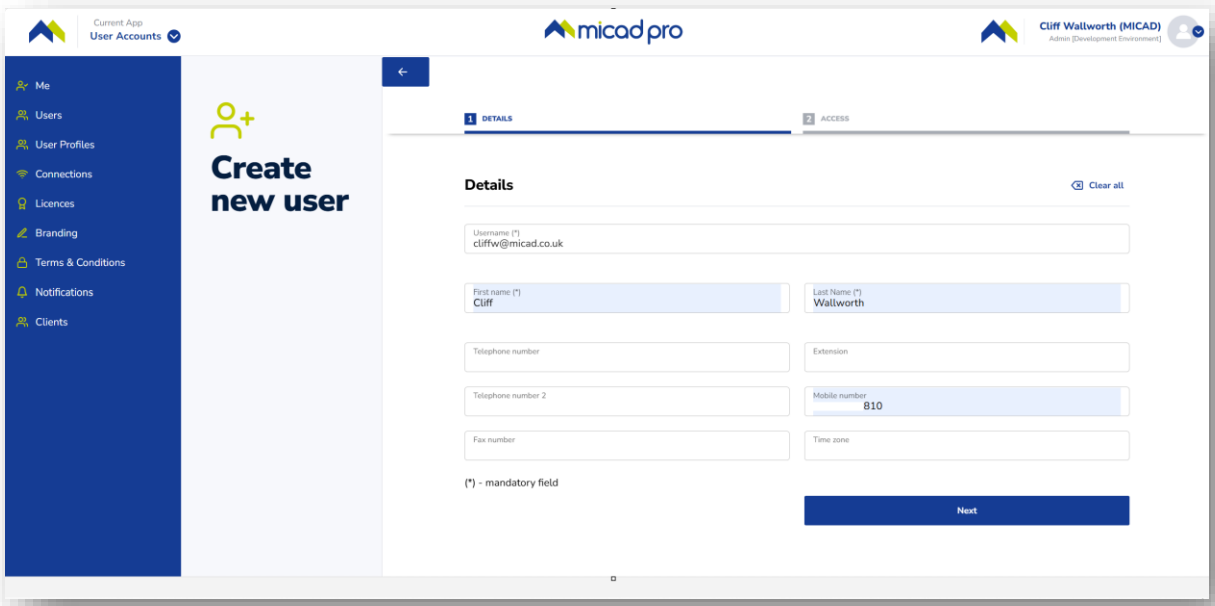

Observe the mandatory field requirements. A Mobile number is useful where 2FA is enabled.

Fill out the user details, Click Next.

In the second section, observe the new setting to have the account Active. This is a complement setting to the account expiration feature.

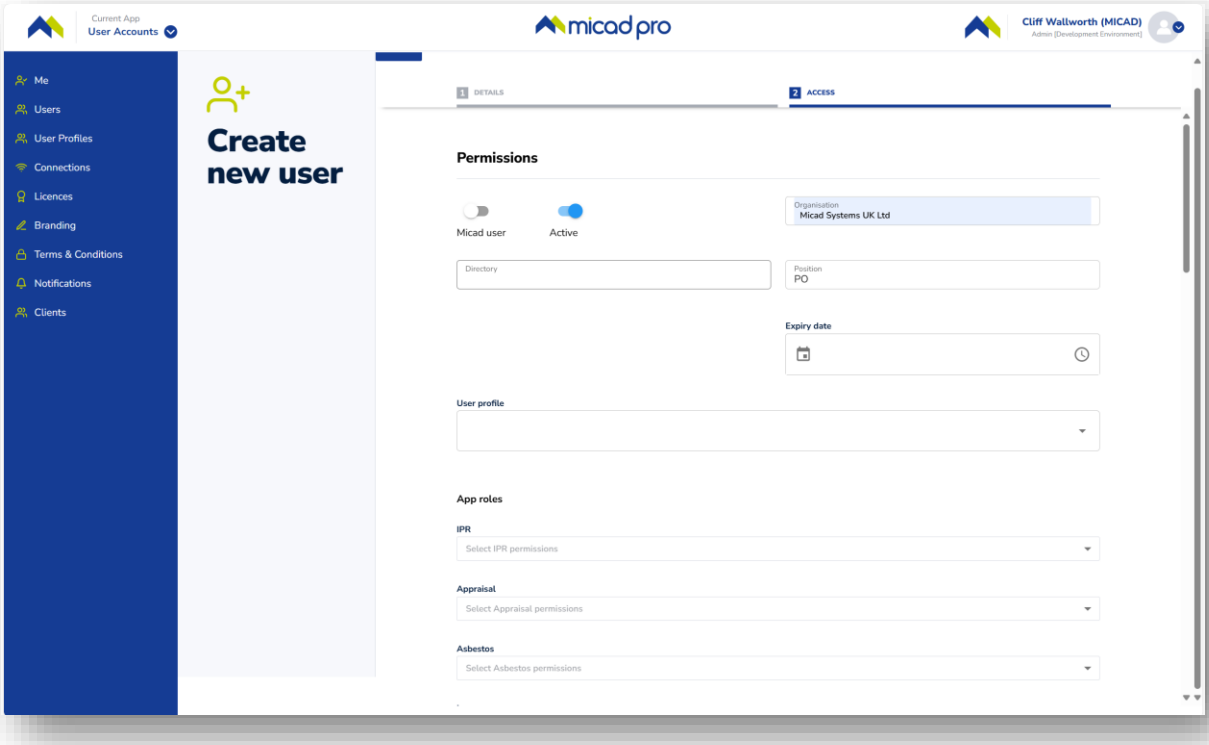

Don't forget to set the user Active, the default is Inactive

You can block a user login by sliding the Active toggle. The account will remain without needing to delete but will be marked Inactive.

For short term access you may choose to set a date when the account will be automatically marked inactive by the system

Fill out the new user's roles and then click Save this user.

Delete user

From Admin centre, choose Users, Delete user.

Click OK, for confirmation. The user will be deleted and no longer visible in any list.

Edit access roles for existing users

Use the Admin Centre to manage all system users. For Micad Pro, all applications use this common feature.

Use the right menu pane to set your access roles.

You will recognise the classic IPR roles, choose the rights for your users and then click Save changes at the bottom of the right menu list.

For a user that is common to multiple applications, the choose the roles that meet their requirements.

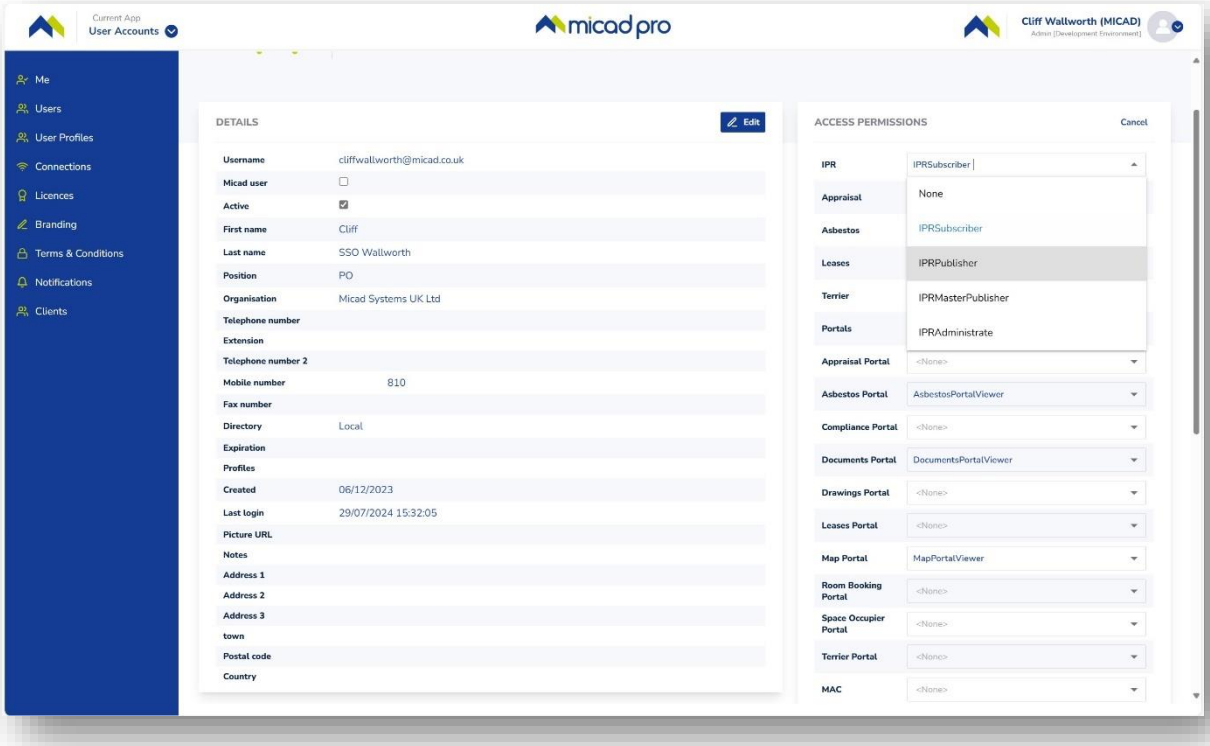

The example shows an IPR Publisher that will also access the 3 Portals tiles

Admin Centre HUB Notifications

Use the HUB notifications feature to personalise your organization's

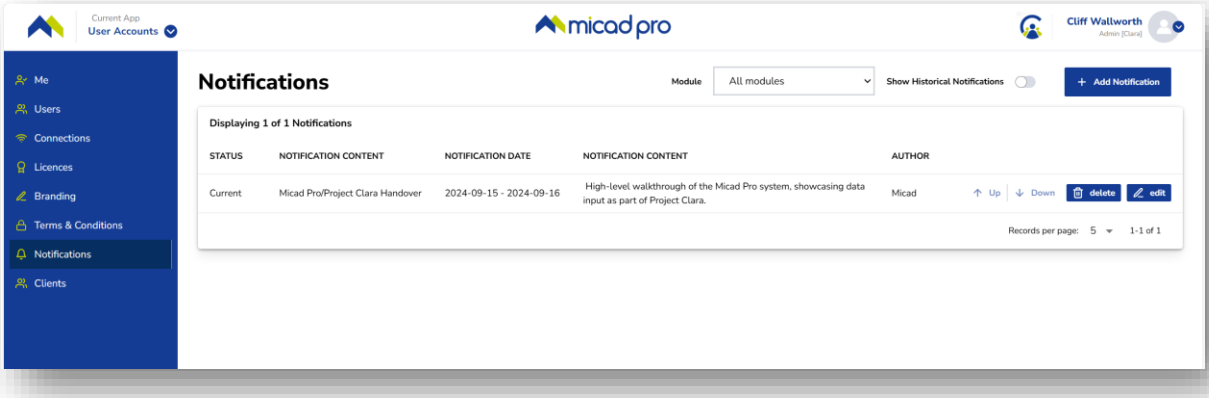

From the Admin centre, a system administrator can set up notifications that all users will see at the logon page.

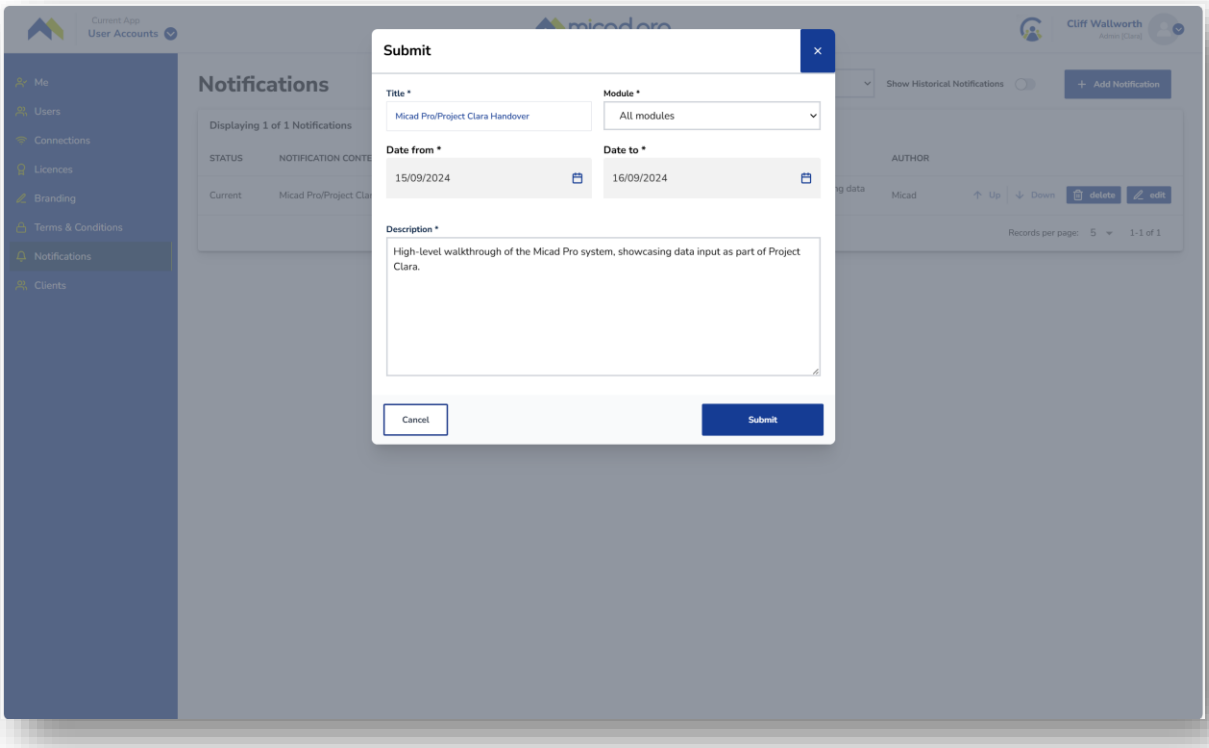

2FA Authentication

The Micad HUB service now supports two factor authentication 2FA, this can be enabled by request to Micad support. When 2FA is enabled, all Micad applications and all system users are required to provide the second level of access verification.

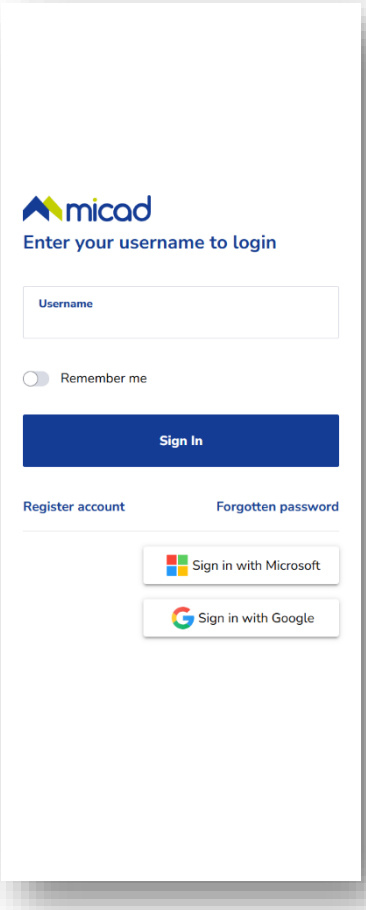

Enter your HUB user account Log in

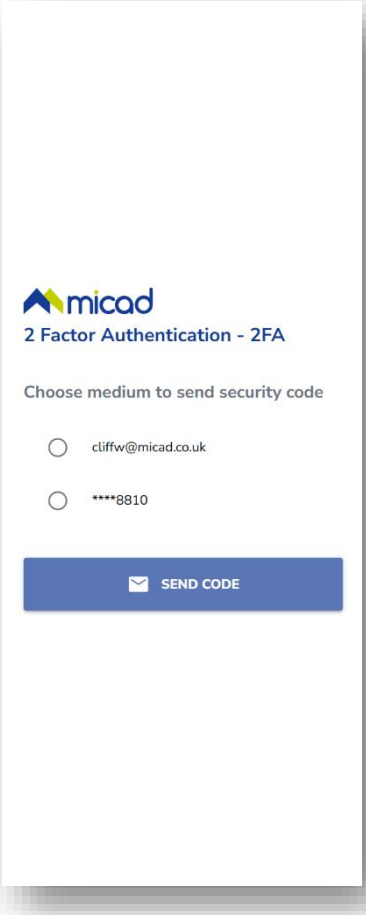

Choose from email or mobile

Notes

If your user account a has a mobile number, 2FA will offer a choice of SMS text message.

You need to retrieve and **enter the 6 digit code within a 30 minute period**. If you miss this timeframe, click on Resend code and another email will come through.

The 30 second resend count down relates only to a limit to prevent users from keep clicking Send too many times.

If access on a mobile device, an SMS text message will be sent to you. This can simplify and reduce the labour of reading and copy/paste codes from email. The device's browser will pick up the code from the message automatically.

Register account (Self-register setup for system administrators)

Register account allows new users to apply for an account. A system administrator can set the roles in advance that would be granted during self-register requests. The system administrator needs to whitelist the allowed domain or domains that will require self-registration.

Once the account is created the new user is automatically granted the rights that are set by aligning with their roles to an email domain.

Notes. The self-register feature is not enabled by default and will not allow access unless whitelists and roles are set up first.

A user may only register and gain access to HUB only if you define the rules. The most typical use case for self-register is to access the read only data of Portals. However, you can use HUB grant user roles as you choose.

Remember. IPR remains firewalled and private regardless of user account rights. If your solution requires a partner or organisation to access IPR, the existing firewall exception logging process remains and IP address are needed.

A system administrator needs to gather a list of domains that might require access.

- My-asbestos-consultants.uk
- Property-surveys.uk
- Architects-and-engineers.uk

Note. For each domain added to the whitelist, you can assign separate roles.

What you will need to enable self-register

Gather the following information and log a ticket with Micad support. The support ticket will therefore record a formal correspondence as request for opening up access to potential third parties. The format of the information is important.

In the following example, **my-asbestos-consultants.uk** a scenario might mimic the rights where an asbestos consultant is reviewing your data in preparation to visit site to update data or to participate in a tender for new work. You may wish to allow access to the IPR and or Portal.

1. **Domain names**

For each domain, set out the user roles that you require. Prepare a list of the domains and list our as follows.

This part of an email address is known as Email Domain "cliffw@**my-asbestos-consultants.uk** "

2. User rights

A user's access permissions (Roles) are visible in the Admin Centre. Go to Users, select a user and review the list.

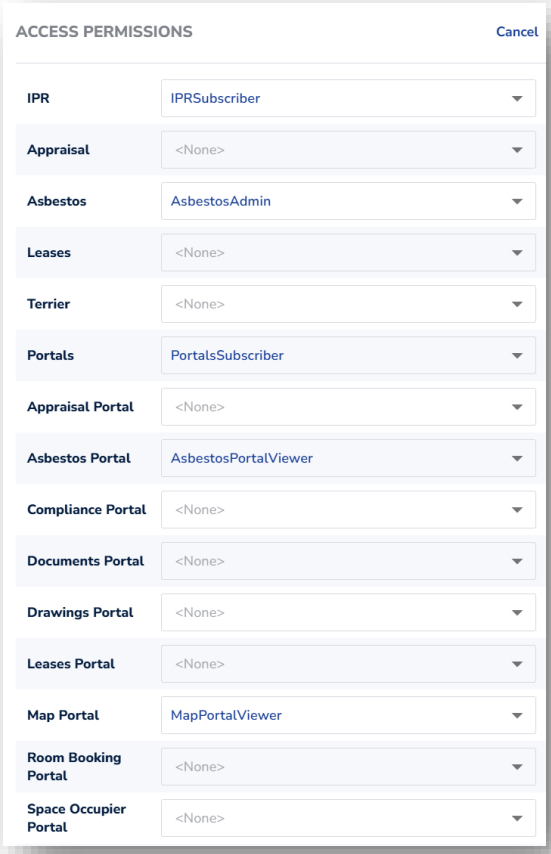

Jot down the list as required. In this instance, the following roles might be typical
IPRSubscriber, AsbestosAdmin, PortalsSubscriber, AsbestosPortalViewer, MapPortalViewer

3. System ID

System ID is visible in the top right of IPR and Portals under your login name "**devalpha**".

In your ticket with Micad support, the communication would read. *I want Self Registration enabled for:*

Domain: *my-asbestos-consultants.uk*
User rights: *IPRSubscriber, AsbestosAdmin, PortalsSubscriber, AsbestosPortalViewer, MapPortalViewer*
System ID: *devalpha*

Register account (Self-register for a new user)

The Register account process is as follows. Click the Register link on the login page.

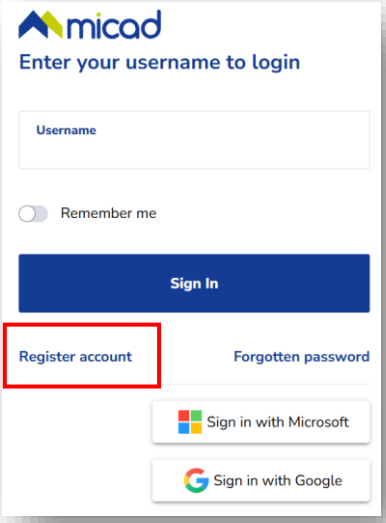

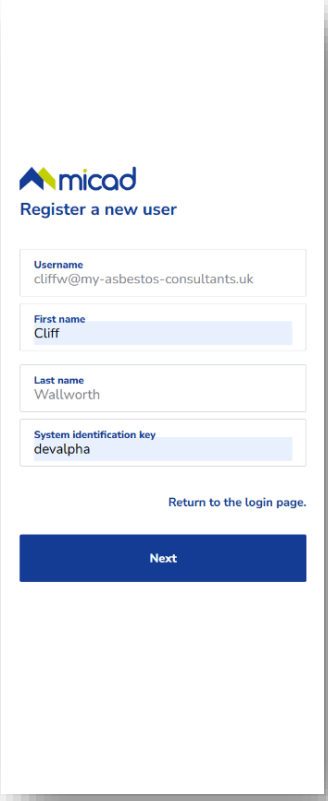

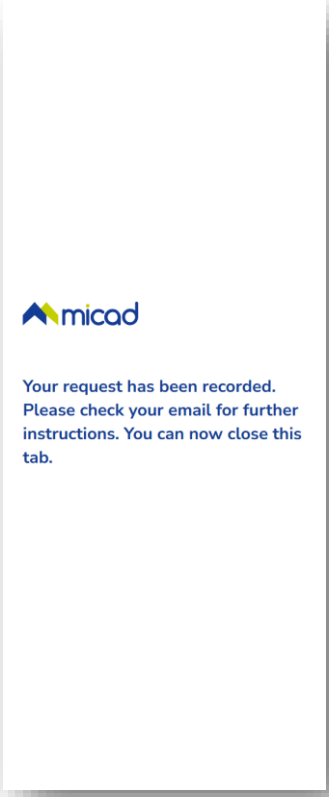

Enter an email address from the authorised email domain, first, last and system ID. Click Next

You will have received a welcome email. Follow the link in the message and set a new strong password.

Success, you can now login into HUB have access to the applications that have been defined as roles by the system administrator.

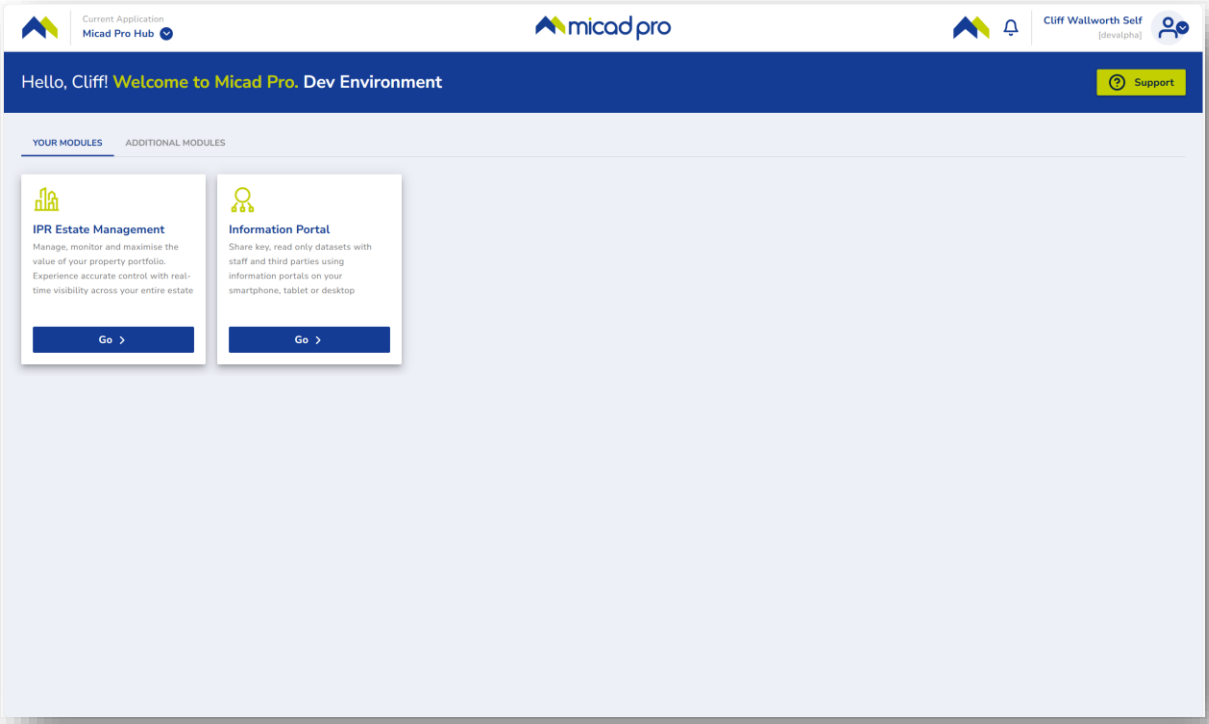

Both HUB and Portals will show the App tiles as defined in your Roles list

.

IPR 3.9 User interface

IPR's new UI (User Interface) has been restyled inline with the Micad application suite.

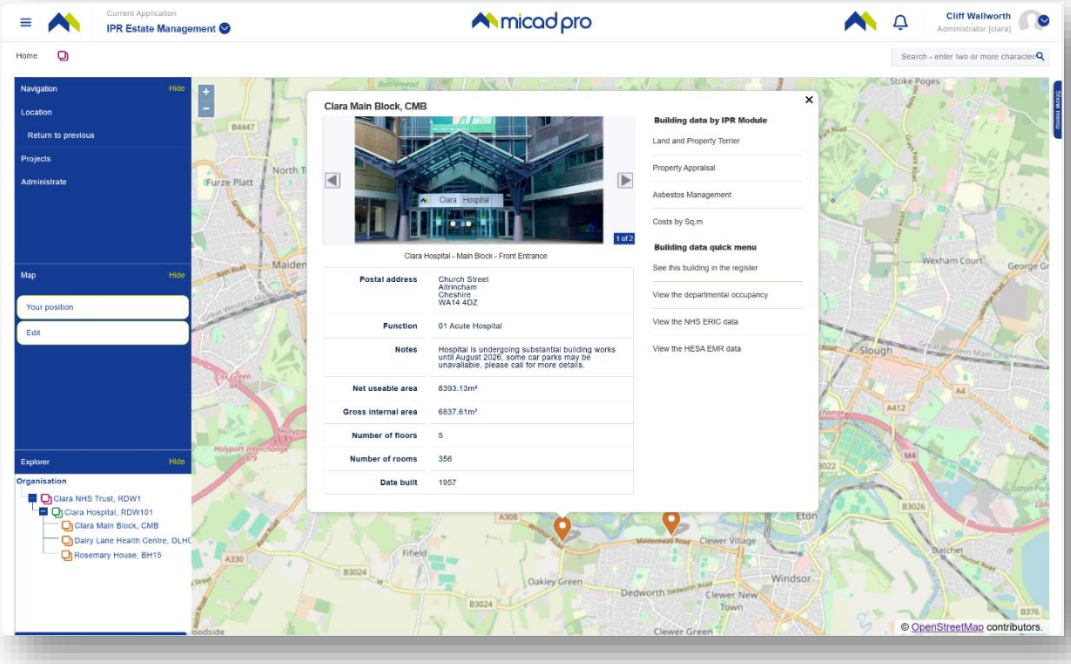

Along with the obvious colour scheme changes, there are some minor changes on forms and form controls where modernisation has taken place. The left menu has been tidied up and uses a logical structure, otherwise the functionality and left menu order and content remains the same.

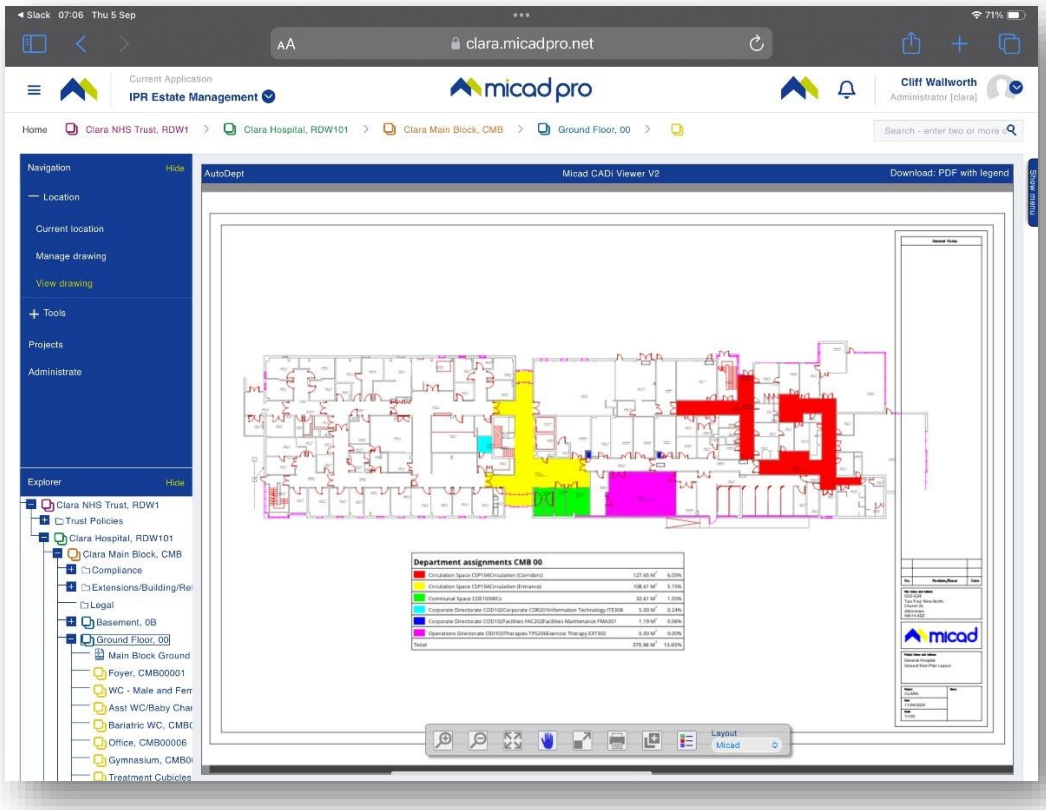

NHSScotland specific variations of IPR, Leases, Terrier and Appraisal Modules.

Appraisal Module (SAMS) variant

For SAMS users, considerable changes have been made in the Micad Appraisal module specifically to meet The NHS in Scotland methodologies. The module has been redesigned to meet the requirements set out in NHSS Appraisal manual version 6.

- Level zero - The NHS in Scotland (National)
- Level one - NHS **Board** / Organisation
- Level two - Site level
- Level three - **Block** level (physical block) a building or sub divided building
- Level four - Location level (Floor level)
- Level five - Room Level

For a SAMS implementation, some terminology changes have been made in the 5-tier hierarchy. Namely level One (renamed to Board) and Level Three (renamed to Block).

Leases and Terrier module (SAMS) variant

For SAMS users we have added NHS Scotland specific fields to the Terrier module. The Leases Module needed some labels and lookups changed.

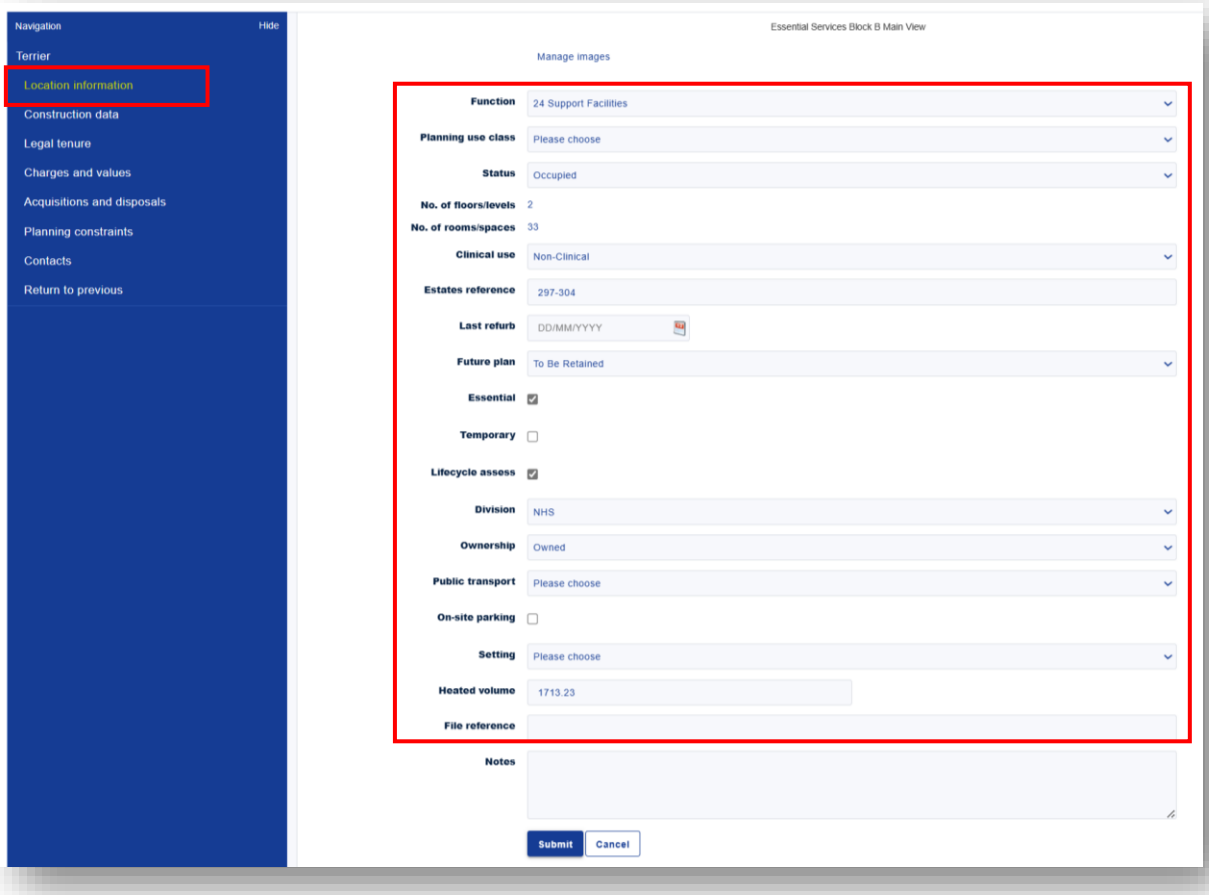

Terrier at Block level: Under Location information (SAMS only)

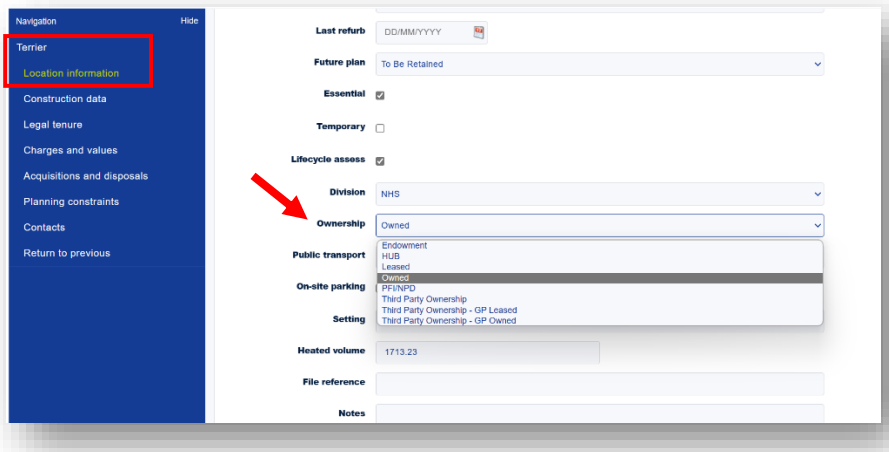

Note NHS for Scotland **"Tenure"** status is set at block level using the **Ownership** dropdown combo

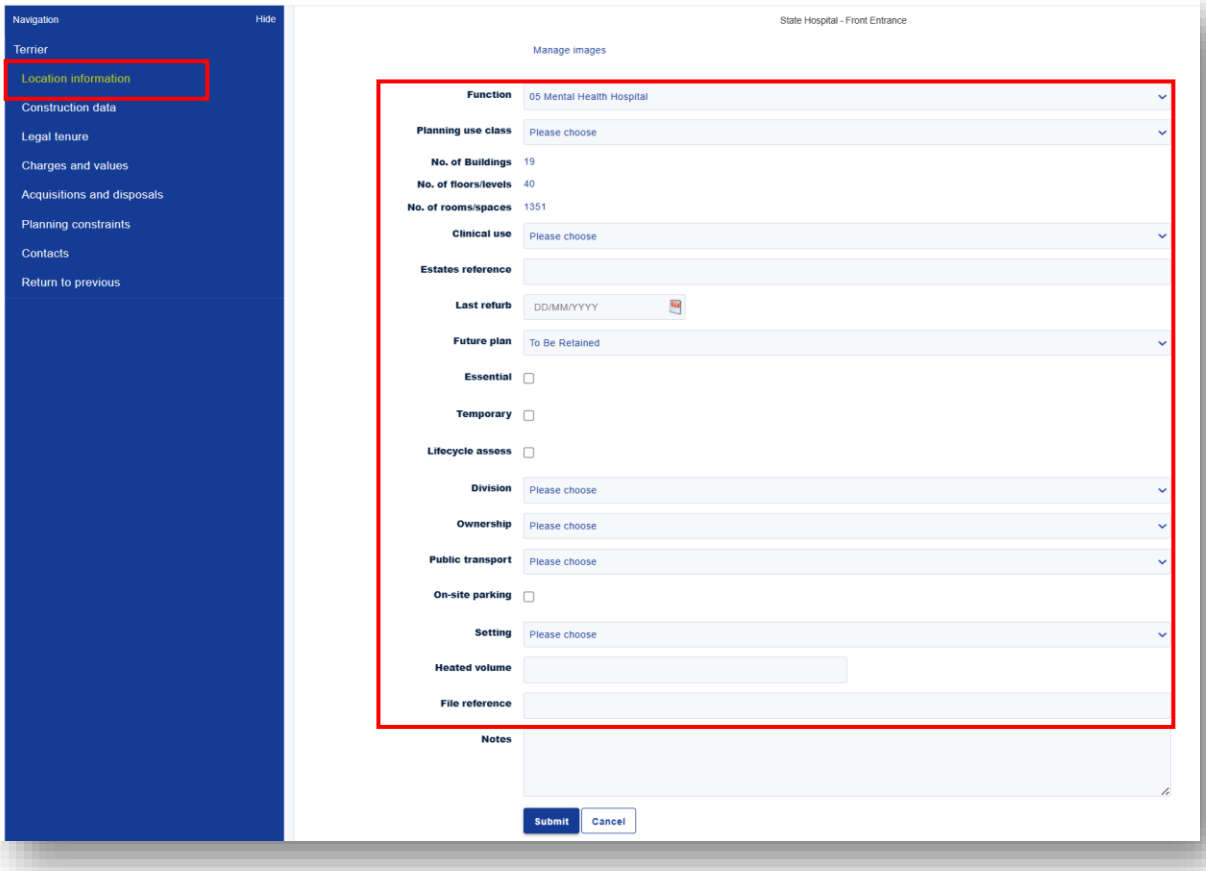

Terrier at Site level: Under Location information (SAMS only)

The Leases module changes are label name and lookup list content terminology to align with Scots Law.

Note

For both Terrier and Leases modules, the master lookup lists may no longer be edited by users, they are now defined and issued by NHSS centrally. If there is a need to edit or add to the master lookup lists then the subject matter will need to be addressed to NHSS.

Terrier Valuations

A new feature for classic IPR 3.9 and SAMS. To Access from Terrier go to Charges and values, Valuations.

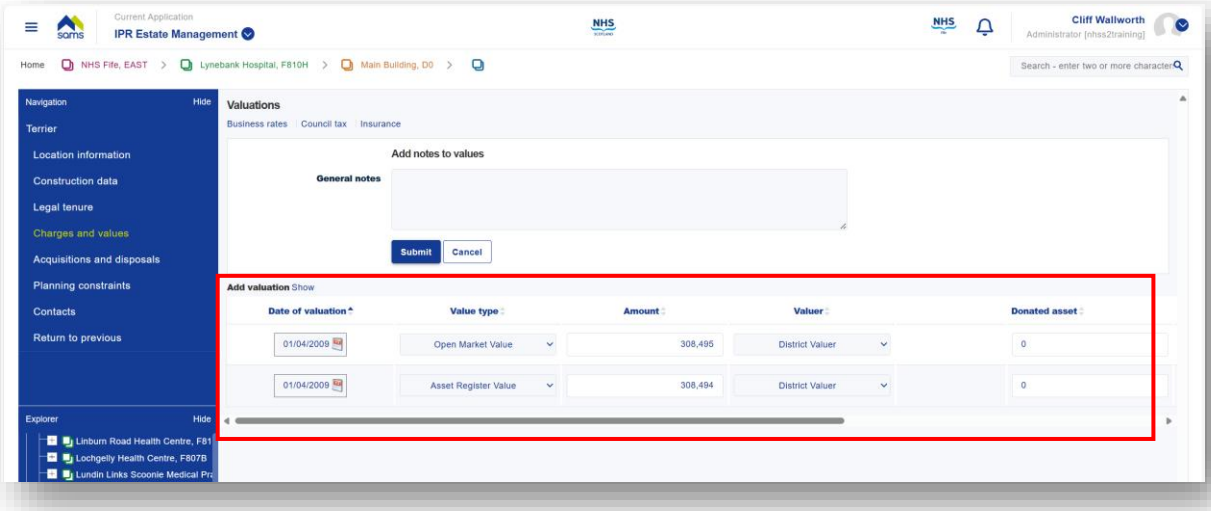

The Valuations now allows multiple historic records, a feature request by NHSS but will be a standardised feature of Terrier to all.

Data entry forms (SAMS) variant – SAMS Block Summary

Use the block summary form to quickly access the NHSS specific data subsets. At block level you will find direct links to the modules of IPR, pick out the exact fields required. The Block summary form will also perform gap analysis on your mandate data.

To access the SAMS Block Summary, you can click on a map pin direct from the IPR homepage or navigate to a block and choose from the Tools menu, SAMS Block Summary.

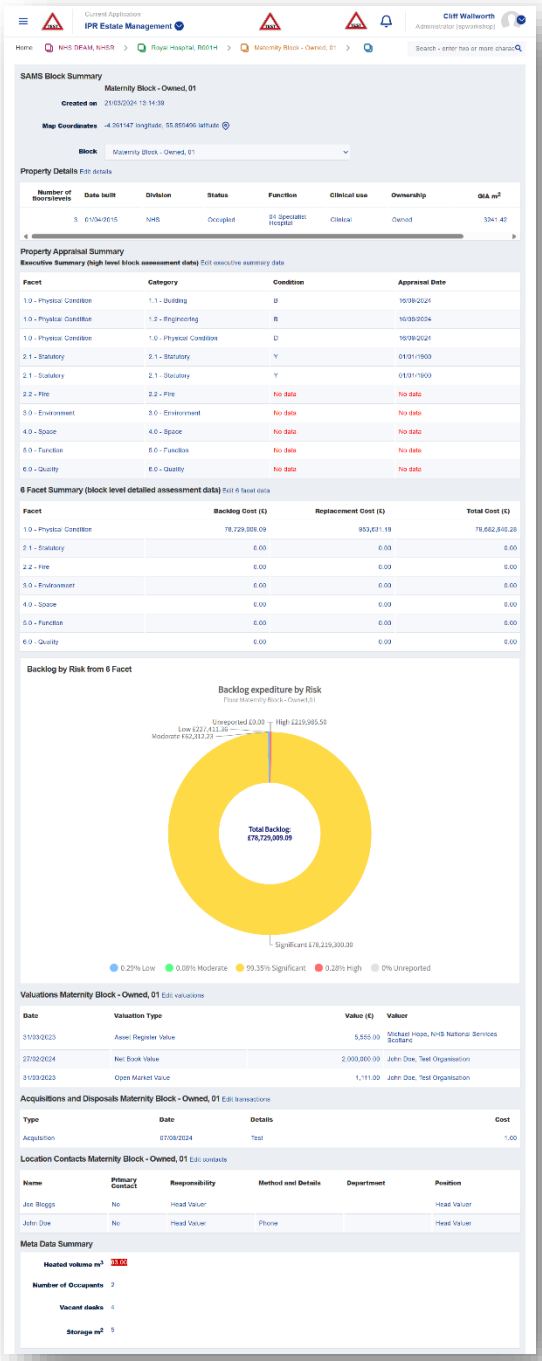

The forms identify missing or incomplete data (Red text = no data, red background = incomplete data)

Data entry forms (SAMS) variant – SAMS Floor Editor

Use the floor level form to apply data with flood fill tools for all rooms at once. Review the Floor details section to perform data checks on the aggregated view for all rooms, check for red indicators when data is incomplete. The Charts can be used for performance output as well as visual insight on dropped content, each section has click through to help you validate during reviews.

To access the SAMS Floor Editor, navigate to a floor and choose from the left Tools menu, SAMS Floor editor.

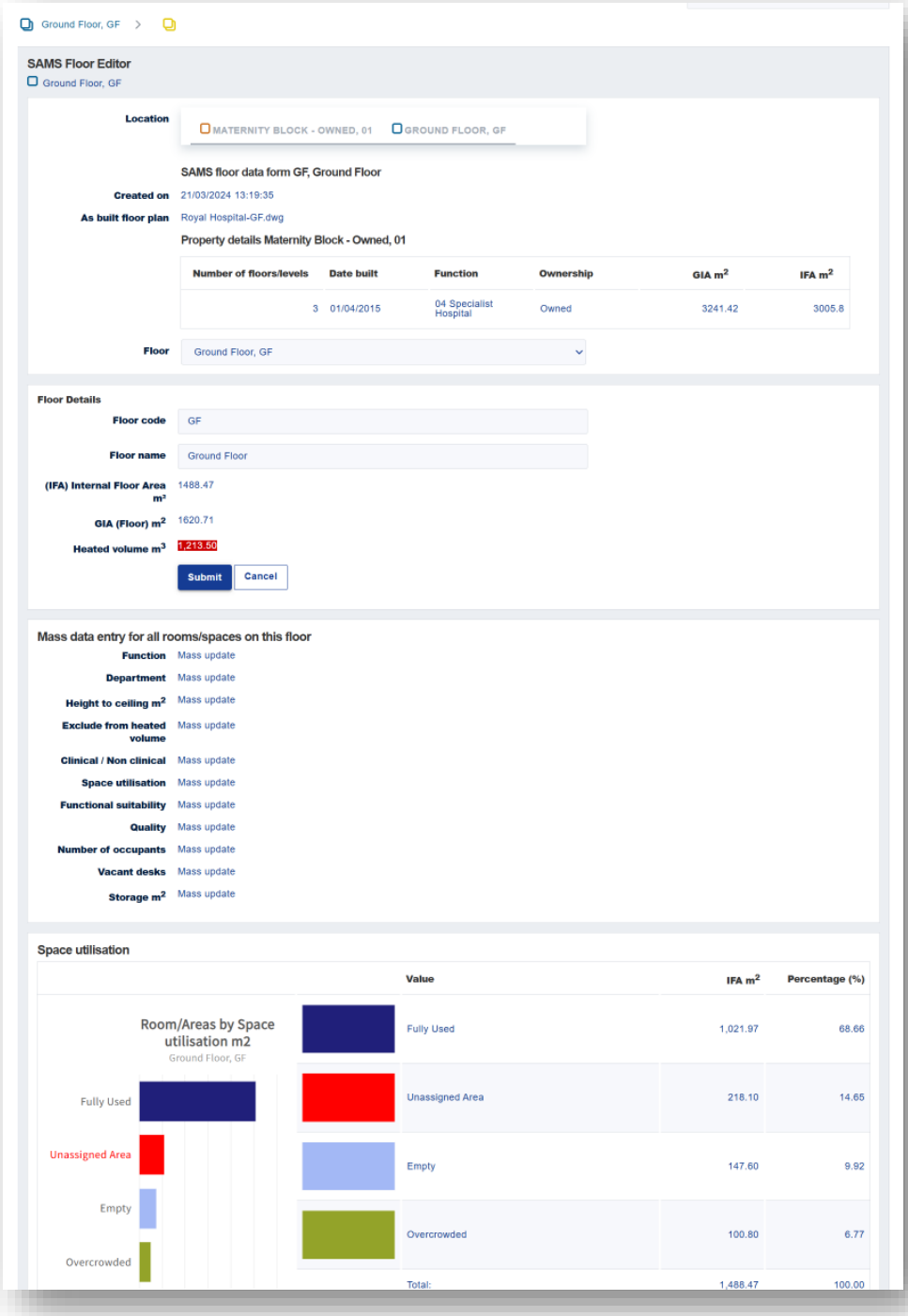

Use the Floor Mass data entry tools to reduce labour and input time

Data entry forms (SAMS) variant – SAMS Room Editor

Use the room level form to apply essential data per room. The fields chosen for this form are the basis for top level aggregation. For hand created room data, the from will expect room area (IFA) and Room Code input by hand. Where CAD plans are used to create and validate space data, Code and IFA are locked from hand edits.

To access the SAMS Room Editor, navigate to a room and choose from the left Tools menu, SAMS Room editor.

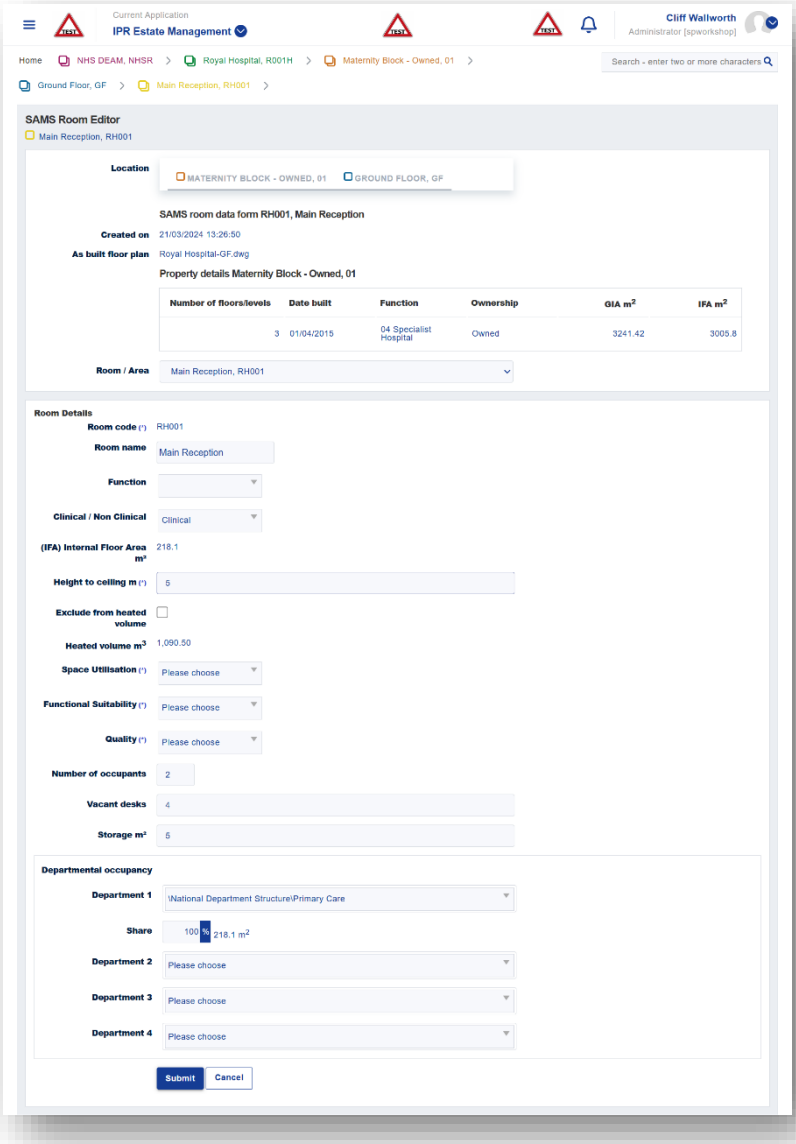

Fine tune your Room details data if mass entry techniques are too broad brush

IPR 3.9 Features moved from within IPR out to HUB

Reports & Exports

Standard reports have been moved out of IPR, traditionally these are the preformatted reports that were visible under Standard Reports on the left menu of IPR.

All of the Standard reports will be re-written in new technologies. The new technology is a dedicated Reporting Service and is a separate App named Reports & Exports. This new App keeps the heavy weight system queries away from the IPR application, it's a fully dedicated service that offers report design wizards with choices of output file types, PDF DOCX and XLSX. Reports can be queued and scheduled to be delivered to you and your colleague's email inbox 24/7.

To access the Standard Reports, from the HUB click on Reports & Exports

Note

The Custom reports and Advance Query reports of IPR remain unchanged, accessible in the same way from IPR's left menu.

The new Reports service will serve to access all of the Micad platform Apps in future iterations.

The App is named Reports **(and Exports)** since the service will best accommodate exports of data in mass. For the SAMS implementation, 6 facet survey templates are delivered in either choice of populated or blanks.

Admin centre (User account management)

User account management has been moved out of IPR's Administrate section to a dedicated Security Service App named User accounts.

To add and edit users and/or set user rights, from the HUB click on the User accounts App.

Note

For IPR users wishing to have access the file system (to upload files). Filestore access and Filestore alias remains inside IPR under Administrate.

Audit trail

Audit trail is a common feature to all Micad applications; accordingly, Audit Trail has been moved from the Administrate of IPR to serve all of the App on the Micad platform.

New Reporting service

Reports is a central platform for accessing data from Micad Applications and or professional modules.

Reports can be used ad-hoc or set to run automatically by way of s scheduler. Users intuitively choose their subject matter description by way of a main keyword search feature. Where data is required by location, a report builder provides a step-by-step process. User's may save, copy and share their report design formats should any further filter refinement be required.

What's new in Micad Reports

1. New technology many legacy limitations are removed
2. Unified 3rd generation UI
3. Unified centralised security 'Single Micad' login the HUB platform
4. Provides comprehensive details for what each report will deliver
5. System load impact is moved away from the application module
6. 24/365 Scheduler wizard
7. Mobile support with responsive design
8. A choice of file outputs XLSX, DOC & PDF
9. Superior and more durable backend infrastructure

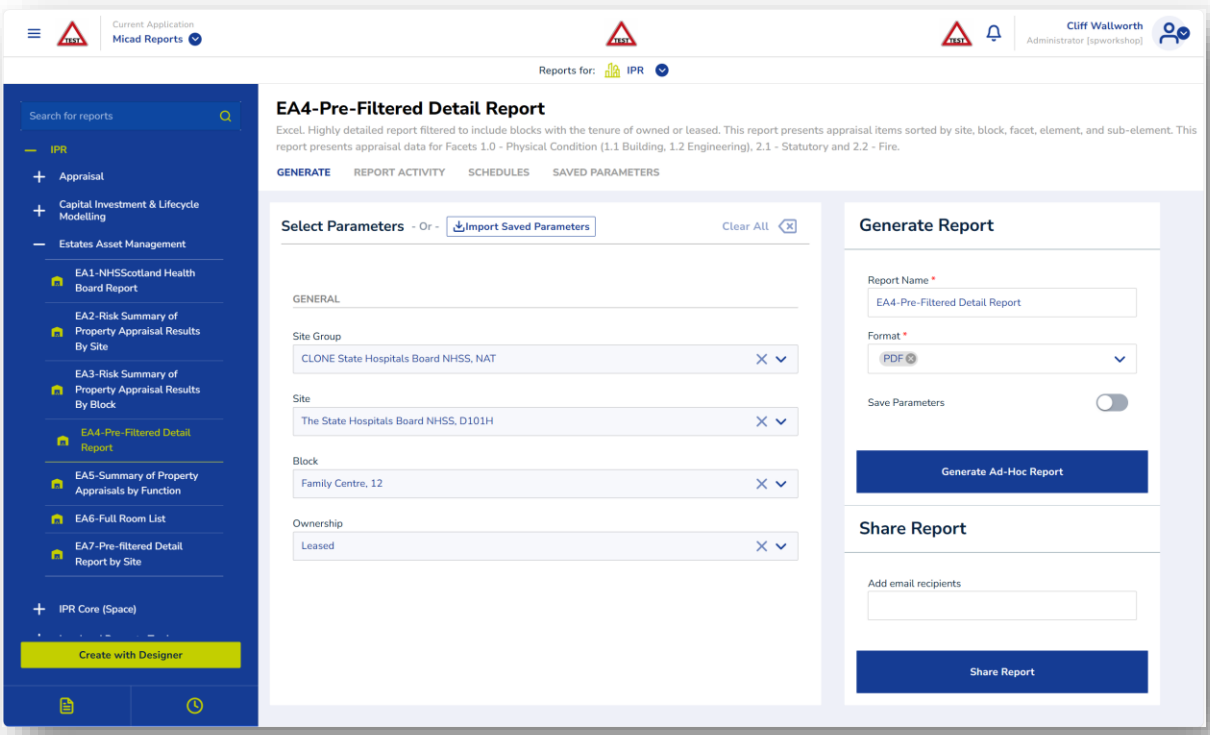

See the Reports service User Guide for more details

New Admin centre service

Role based user management is now available for the Micad HUB Platform

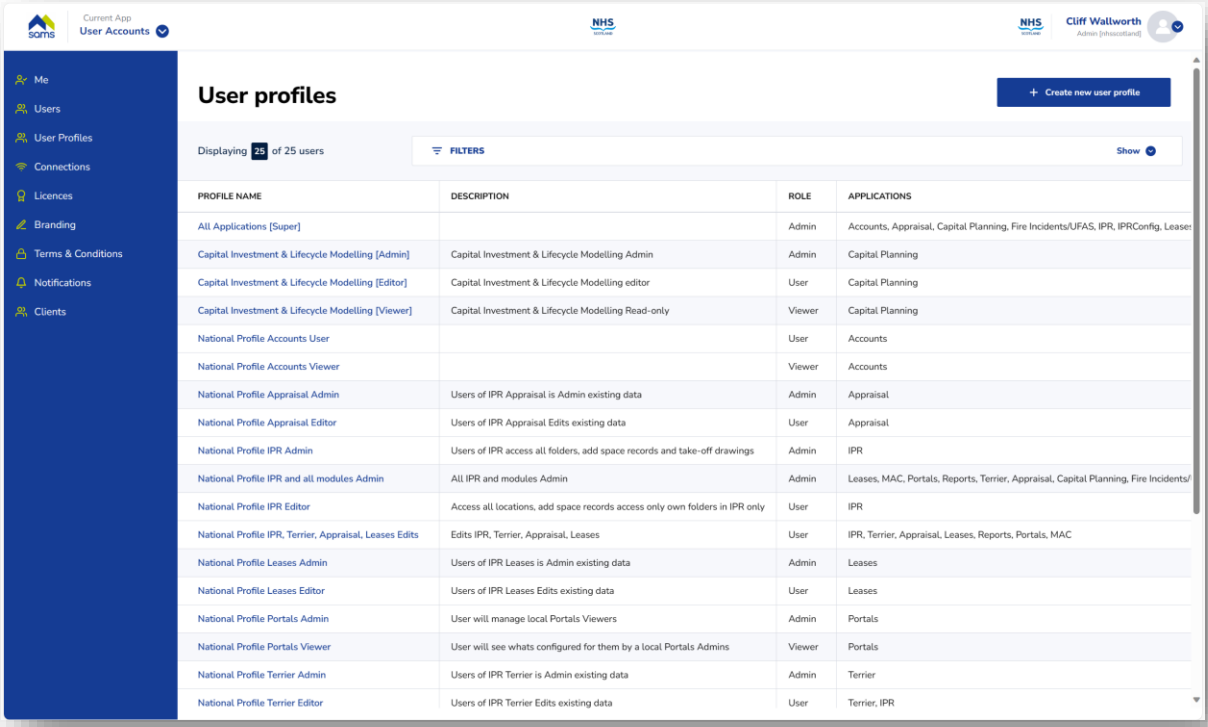

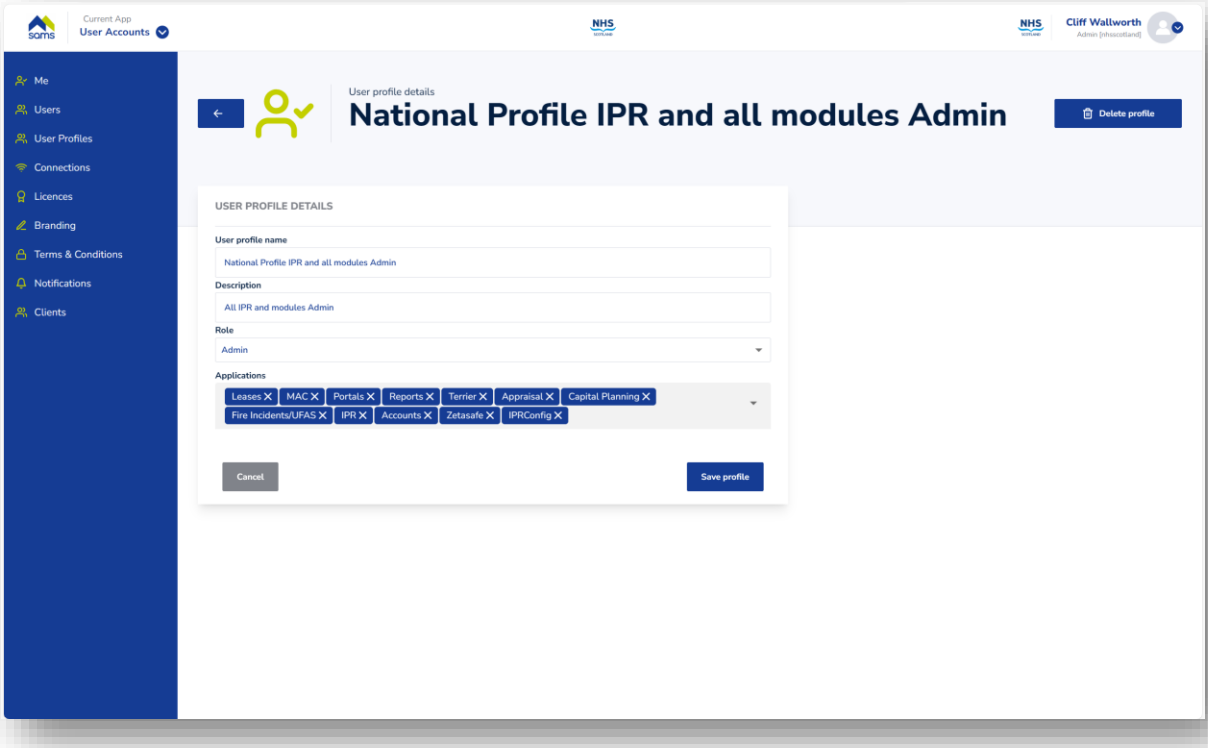

Users can now be assigned into roles, this process unifies and simplifies the setup process.

The whole new redesign for security service makes user management a much slicker process.

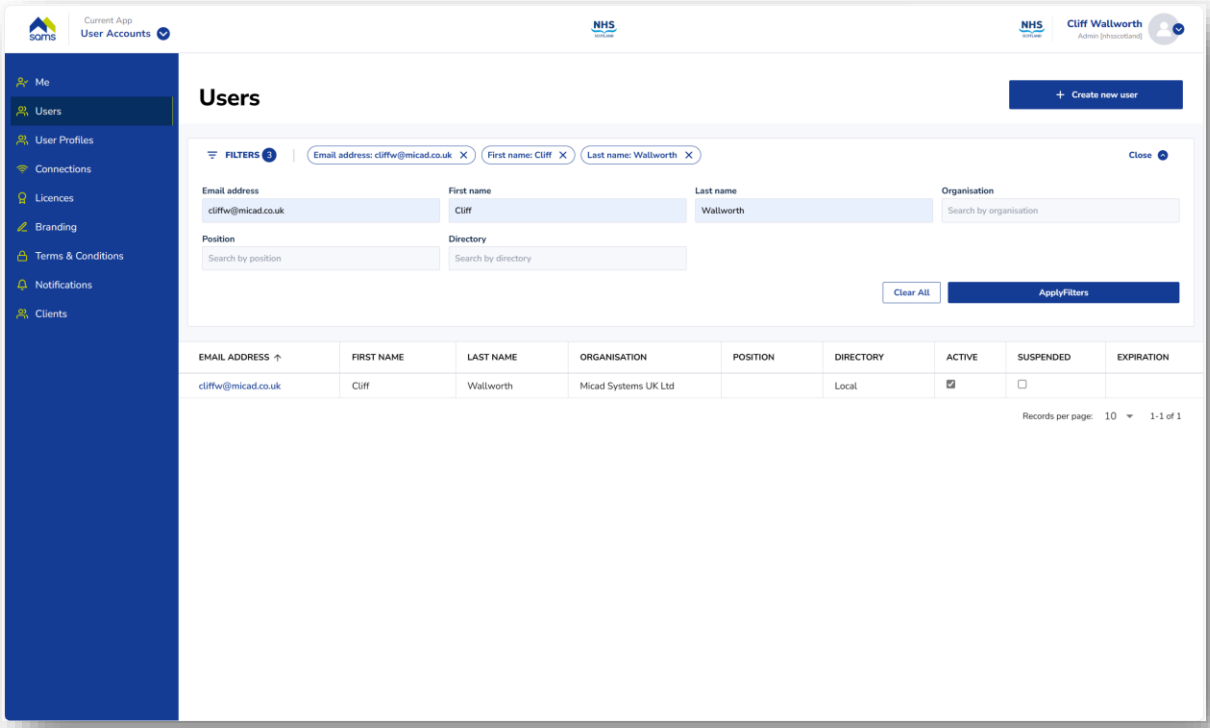

To access the IPR user management system, from the HUB click on the User Accounts App.

Note

Only system administrators can access the User Accounts App.

The User Accounts App will not show on HUB if you don't have rights.

Check with your system administrator if you wish to have new users added or rights altered.

IPR Features and fixes

IPR Release SAMS 3.9.0.19036 features and fixes (09/01/2024)

11329 Fixed an issue with SAMS Appraisal module

Left menu that caused error Appraisal query error Variable qsDel undefined

11315 Fixed and issue in Leases Module, Copy lease feature

Remove deprecated columns removed from stored proc (_CopyLeaseLicence.sql)

11286 New Feature for SAMS Appraisal spreadsheet importer

Added advice warnings are listed with Amber text, when importing new materials and designs that are not in the master table. Feature discourages human input error and unwarranted deviation to set standards.

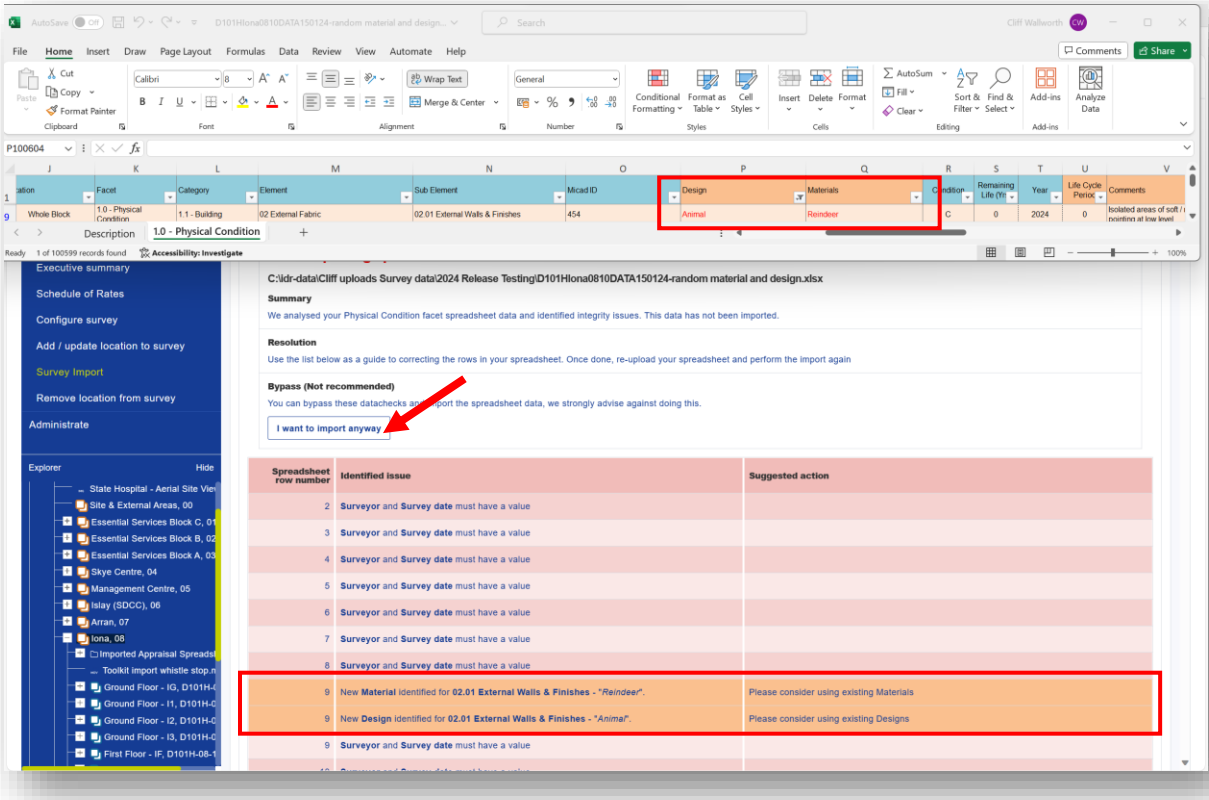

Custom feature for NHSS importer that tests the data for data inconsistences. Halts the import process and allow secondary correction and consideration before importing. Tests are carried on Physical Condition and Statutory data only. Failure to meet the rules results in Red. NHSS wish to contain the scope of Design and Material, falling out of scope raises an Amber warning. Design and Material are built in the Appraisal database as data is input, therefore new or empty systems will show this warning.

Red = stop and correct your data. Amber = observe, check if you have made typos.

11033 SAMS Appraisal improve page efficiency to mitigate page timeout

Huge appraisal pages (C. 2500 rows) could cause browser out of memory

11119 SAMS, setting Portals user rights from Profiles

Fixed an issue identified that did not allow the first admin account to access Portals to set up additional users

IPR Release SAMS 3.9.0.20441 features and fixes (12/04/2024)

Version 3.9.0.20441 Date 11/04/2024 11:54:43

In this release there are fixes and we introduce the two modules, Asbestos and Compliance. These modules have been UI aligned to the IPR 3.9 style. The modules are functionally the same as 3.8.There are some minor changes made to support the new NHS 2023-23 ERIC data definitions (As Issued by NHS England January 2024)

11597 SAMS Appraisal, finalising a defect as Complete needs to be clearer

Fixes an issue where it was not obvious that the Completion process required further details that are mandatory, they appear below the dialog box. A feature is added to show the use the mandatory fields.

11430 NHSS IPR Terrier Historic Valuations Data/ UI change

NHSS specific feature request adds the ability to have more than one valuation, this give the ability to keep a historic record.

11465 NHSS specific, Appraisal module Remaining life shows zero

Fixes an issue related to column heading showing from a Department of Health field that had no data when on screen. The issue appeared as if there were no data, when the data is actually there, just not shown

11515 SAMS, IPR Forms and Custom reports cause error

Fixes an issue with Edit custom report raises error

11537 Accounts user SSO, provider box allows any garbage text entry

Removed, this feature is not needed

11556 SAMS Configure Survey raises error

Fixes an issue with configuration and viewing of survey templates

11557 SAMS Appraisal, Appraisal Query cant edit an existing query

Fixes an issue with rights that prevented deletion of fields from an existing report

11592 IPR, Custom report cant delete a data field once added

Fixes an issue with rights that prevented deletion of fields from an existing report

11660 SAMS Terrier Copy address site to block and also changes the block location name and code

Feature request for change to Terrier, copies over the Address between Site and Block. Previously this would change the location name too. This was altered in line with the client request.

11712 Asbestos UI Change the dotted lines separation colour

11744 Department tree, UI Table text colour, UI text and cosmetic image issues

11747 Left menu, Role does not work/is not read by IPR left menu

11752 Asbestos Report for 3.9 Report, convert classic Asbestos MA PA to new technology

11756 NHSS Specific, Switch menu links off when the build is not NHSS

11758 Security, As a Micad checked user i should see Terrier & Leases in Admin mode

11759 Security, left menu content consistency for module alignment for levels Site and Region

11762 Asbestos Module 3.9, UI issue Risk & Events schedule table format is squashed

11763 Asbestos Dashboard, Action link caused 404, UI issue

11764 IPR Cosmetic, UI text and background issue

11765 IPR Cosmetic UI location Status are missing

11766 Asbestos module UI explorer cosmetics

11767 Asbestos module, Limbo list delete takes the wrong item

11770 Asbestos module UI alignment issue

11774 2FA MT Security, UI issue entering the code by hand misses first number

11776 Asbestos Admin (Profile Role) requires default Omnipresent and left menu Asbestos dashboards

11778 Asbestos module UI text colour alignment issue (Profiles feature)

11843 Asbestos Module 360 integration issues Asbestos preview missing

11844 Asbestos Module 360 integration issues Menu colour issue, make it draggable, add scroll bars

11871 SAMS, UI Popover cosmetics shows background artefacts

11872 SAMS, UI Header graphics show two conflicting logos

11873 SAMS User forms Run option shows error

Fixes an issue where the form would not execute

11877 Location UI issue status are not showing

11879 As-Built UI issue status image unreadable

11881 Asbestos statistics page causes 404

Fixes an issue where a report was called from the wrong folder

11887 Asbestos module users, shows soft deleted or invalid

Removes visibility of ex-users or those with no first or last name

11959 SAMS specific, switch for ERIC and EMR Left menu sub-content

Left menu content management for different types of clients. Set by a background switch. IPR can be Healthcare, Further Education, Commercial.

12027 SAMS 1.1 UI issue, chart tools requires Fusioncharts XT version

11986 SAMS NHSS only Exec Summary content import feature

New feature for NHSS, 6 Facet Executive summary data importer feature. Data must come from the Micad Executive summary template produced by the Micad data template export reports. Data cannot come from technologies that pre-date Micad SAMS

12057 SAMS Appraisal Import not importing Surveyor

Fixes an issue for NHSS SAMS 6 Facet data import would ignore the surveyors name column.

12030 IPR 3.9 Release ERIC changes for 2022-23

We have modified and the NHS ERIC site form to reflect changes visible in the new data definitions. There are more values required 2022-23. Assuming you have these kind of space allocations within the Trust.

*For **ERIC S02**, there are new extended space status to add to your IPR ERIC, these come from the (S02 section S02_05 through S02_32.*

To be added by an Admin user of IPR. At room level, go to Tools, Property information, ERIC Space Status. In the custom property data group named 2020 ERIC, you will see a field named ERIC Space Status. Its content is comma separated you, can edit the string add the new Status to the end of the existing entries.

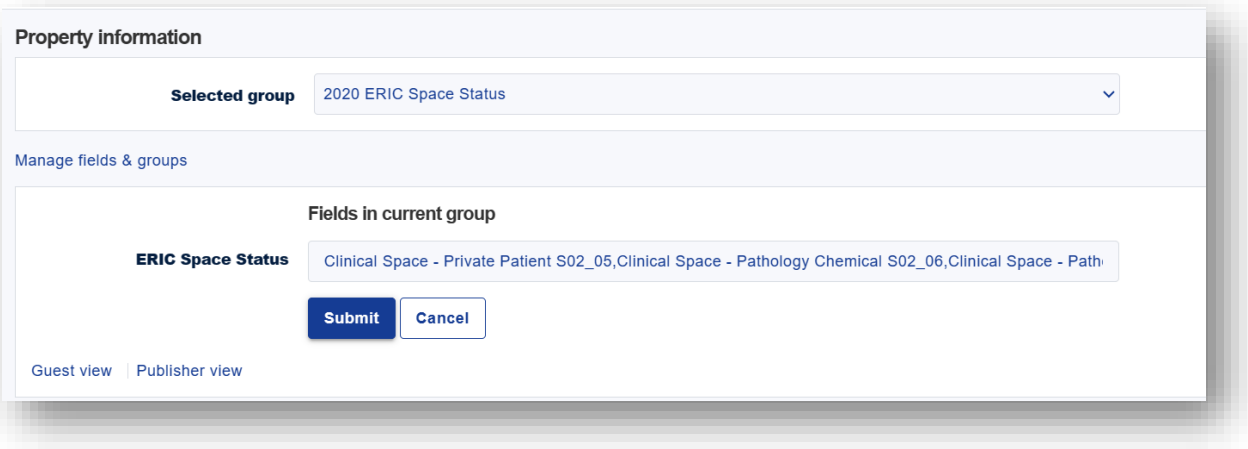

Use a text editor or create the extended list in CSV format. One long string is used, a comma between and no space between each is required. Leave the original string unchanged, just add the new values as needed at the end. Click submit to save the field look values.

- *Non-Clinical Space - 111 Contact Centre S02_19*
- *Non-Clinical Space - 999 Contact Centre S02_20*
- *Non-Clinical Space - PTS Contact Centre S02_21*
- *Non-Clinical Space - Hub (make ready station) S02_22*

- *Non-Clinical Space - Spoke S02_23*
- *Non-Clinical Space - Ambulance Station S02_24*
- *Non-Clinical Space - Patient Transport Services S02_25*
- *Non-Clinical Space - Training S02_26*
- *Non-Clinical Space - Corporate S02_27*
- *Non-Clinical Space - Fleet Workshop S02_28*
- *Non-Clinical Space - Hazardous Area Response Team (HART) S02_29*
- *Non-Clinical Space - Masts S02_30*
- *Non-Clinical Space - Logistics Store S02_31*
- *Non-Clinical Space - Other - Areas NOT included in S02_19 to S02_31 S02_32*

Note. *It is essential to use the format specified here so that charts can provide both data sets from one single field. Clinical/Non-Clinical is derived from here as well as the space status. Test your results by changing some data and then check the ERIC Site charts and legend are showing correctly.*

If you have any questions or need assistance please contact Micad support.

ERIC S10 Car Parks

Use the Terrier at Site level to allocate your Site carparks, in the format that can be made available for export for ERIC. You can define your own types and space definitions.

S10 Space types:

- S10_03 Designated disabled
- S10_03 Designated disabled (Leased In)
- S10_04 Electric vehicle charging points
- S10_04 Electric vehicle charging points (Leased In)
- Residential Parking Space

S10 Carpark Types:

- Multi-storey car park
- Open car park
- Temporary car park
- Residential car park

If the ERIC S10 codes change by name or code, you can edit and update the master definitions in the terrier.

To create Carparks in Terrier, at Site level go to Terrier, Location information, External spaces, Add carparking facilities.

Once you have created a Carpark, to add spaces, Click Edit. Click Add spaces, you can add individual space type counts. To define specifically in line with ERIC naming conventions, use the Edit Parking type to define the names to use during lookups.

Once complete the ERIC Site form will show a table breakdown and totals for the site. Use the Export to Excel to extract the data and manipulate if needed.

Car parking

Export to Excel

Site car parks	Type	Responsibility	Total spaces	Pay & Display	Reserved	S10_03 Designated disabled	S10_03 Designated disabled Staff	S10_03 Designated disabled Visitor	S10_04 Electric vehicle charging	Staff
CPZ001 - ED Drop-off Canopy - (A&E)	Open car park 4 (Drop Off)	AGHS Security	4	0	0	0	0	0	4	0
CPZ002 - ED Ambulances Only - (A&E)	Open car park 6 (Hospital Transport)	AGHS Security	6	0	0	0	0	0	6	0
CPZ003 - Antenatal & Children's OPD - Building 22	18 (P&D) 2 (Res) 2 (Blue) 2 (Pick Up)	AGHS Security	24	18	2	0	0	2	2	0
CPZ004 - Main Entrance - Priority Staff Barriered	32 (Staff)	AGHS Security	32	0	0	0	0	0	0	32
CPZ005 - Central Facilities - (Redundant)	Open car park	AGHS Security	17	0	0	1	0	0	1	15
CPZ006 - Central Stores - Building 9	Residential	AGHS Security	9	0	0	0	0	0	0	9
CPZ007 - Child Development - Building 15	Open car park	AGHS Security	15	13	0	2	0	0	0	0
CPZ008 - Mobility Services - Building 16	Open car park	AGHS Security	30	23	0	7	0	0	0	0
CPZ009 - Day Hospital - Zone D	Open car park	AGHS Security	20	0	0	3	2	0	0	15
CPZ010 - Day Nursery - Building 10	Open car park	AGHS Security	5	0	0	0	0	0	5	0
CPZ011 - Diabetics Centre - Building 17	Open car park	AGHS Security	28	18	0	2	0	0	0	8
CPZ012 - Car Park P2 - Staff Only	Temporary car park	AGHS Security	47	45	0	2	0	0	0	0
CPZ013 - Labour Ward Staff and Drop-Off - Building	Open car park	AGHS Security	12	0	0	0	0	0	0	12
CPZ014 - Beach Car Park - Staff	Open car park drop off	AGHS Security	7	0	4	0	0	0	0	3
CPZ015 - Labour Admissions - Building 1	Open car park	AGHS Security	20	6	0	0	0	0	0	14
CPZ016 - Laundry Courtyard - Buildings 3,4,5,6,7	Open car park	AGHS Security	17	0	3	0	0	0	0	14
CPZ017 - Main Entrance - Drop Off Only	Open car park	AGHS Security	17	0	0	4	0	0	1	12
CPZ018 - Car Park P1 - (Barriered) Visitors	Open car park visitor and staff	AGHS Security	157	157	0	0	0	0	0	0
CPZ019 - Health & Wellbeing - Building 11	Open car park	AGHS Security	18	0	6	0	0	0	0	12
CPZ020 - Outpatients Entrance - Zone A1	Open car park	AGHS Security	50	34	0	16	0	0	0	0
CPZ021 - Rear of Social Services - Building 19	Open car park	AGHS Security	20	0	0	0	0	0	0	20
CPZ022 - Rear Perimeter Road - Staff	Open car park	AGHS Security	44	0	0	0	0	0	0	44
CPZ023 - Side of Works Dept.	Open car park	AGHS Security	8	0	0	0	0	0	0	8
CPZ024 - Car Park P3 (Barriered) - Visitors & Staf	Multi-storey visitor	NCP	616	117	0	0	0	0	0	499
CPZ025 - Estates Maintenance - Building 8	Open car park	AGHS Security	12	0	0	0	0	0	0	12
CPZ026 - AAU - NHS Staff Only	Open car park	AGHS Security	4	0	0	0	0	0	4	0
Total			1239	431	15	37	2	2	23	729

The example shows how space types can be named to include the ERIC S10 codes.

Reports Release, SAMS Reports services features and fixes API & App (09/01/2024)

App Version 1.0.19052 Date 17/01/2024 15:06:46, API Version 1.0.19051 Date 09/01/2024 14:30:24

This release is for the following bespoke specifications for NHSS

11030 SAMS bespoke report NHSS-02, create variants

New Reports, Create 2 new reports that can run separately by site and block requested by NHSS

11148 SAMS specific fix for report NHSS-01

Nomenclature Building not being picked up in the middle of text field

Change 'Tenure' parameter title to 'Ownership' where applicable

Fix ownership parameter query was not correct on report NHS-04:

Appraisal Exporter fixes

Appraisal Exporter - Quantity column changed to field from query, not Excel formula.

Defectlist table removed from main query - no longer needed.

Change column heading "Ownership" to "Agreement Type" on report NHS-06

Restrict NHS report NHSS- 8 & 10 to XLSX

11097 Create SAMS Appraisal Executive Summary new template

Create a method to export Exec summary data template

10949 Add support for retrying failed, interrupted and stuck reports

Added report level field - appraisal reports to be at board level only

Added default parameters - Board level parameters: Site-Room, NHSS Region level parameters: Board-Room, National Level parameters: NHSS Region-Room

NHSS Reports parameter label change - Changed all NHSS Report's parameter label Building to Block

NHSS specific new Report naming scheme based on Coded prefixes.

Updating NHSS report titles NHS-1 to NHS-7. NHSS Customisation request

11171 Report NHSS-01 feedback on cosmetic changes requested by NHSS

11293 Added Site group parameter/updating naming convention for NHSS

11341 Added departmental reports to the reporting service - Board level only

11342 Review FCI calculation on NHS-10 report. Updated to Backlog Cost/Lifecycle Cost

Fixed and issue to support for blank Region and RegionNHSS params in tabular reports

11363 Fixed and issue in Lease reports - adding NHSS Region parameter

11364 Fixed and issue Updated Leases by Expiry (inc Break Date) report query to use new stored procedure

11354 New report show a list of user profiles and which system they are used by

Bespoke specification for NHSS it is listed under Security named ***Profile List***

11172 New report to run from National Top level

Bespoke specification for NHSS, new report named ***NR1 National Risk Summary of Property Appraisal Results By Board***

10700 Fixed and issue where Leases Report - IFRS 16 would not show data

11224 New feature template Export report parameter defaults

Bespoke for NHSS, survey export process offers a default XLSX file name that includes the comprises Site code, Block name and Block code (DATA or BLANK), date (DDMMYY)

Reports Release, SAMS Reports services features and fixes API & App (09/02/2024)

App Version 1.0.19191 Date 31/01/2024 15:55:15, API Version 1.0.19386 API Date 07/02/2024 15:26:54

This release contains bespoke report changes to the specifications of NHSS

11368 New Security Report - User Clients (Micad Internal use only)

11390 Security Report - Users Profile and Roles update. Added User Profile-filter.

11480 SAMS Report wording change in description, EA2-Risk Summary of Property Appraisal Results By Site

11479 SAMS Report wording change in description for, EA3-Risk Summary of Property Appraisal Results By Block

11485 SAMS Report formula change for EA3 (bug fix)

11364 Update to report name only (changed from 'Profile List' to 'Users Profiles List')

11498 Ensure aggregates are working for report designer (Micad internal use)

11566 SAMS report number EA7 to be removed from the NHSS systems completely

Reports Release, SAMS Reports services features and fixes API & App (12/04/2024)

App version - 1.0.20315, API Version - 1.0.20459

11398 IPR Asbestos Items by Risk report

New modernised version for IPR 3.9 runs via Reporting service and scheduler

11421 IPR Asbestos Schedule of Findings report

New modernised version for IPR 3.9 runs via Reporting service and scheduler

11441 IPR Asbestos Re-Inspection Report

New modernised version for IPR 3.9 runs via Reporting service and scheduler

11447 IPR Asbestos Regulation 4 Report

New modernised version for IPR 3.9 runs via Reporting service and scheduler

11472 New Security report: Portals use by user & module

New report used to monitor Portals use and last access date. Shows each Portal tile (topic) and the date of last access, also shows is users have ever accessed at all.

11477 New security Report - 'User clients'

11576 Update to Users report (Added new Boolean parameter for user to specify include/exclude Micad Users)

11577 Update to Security report - Users Profiles & Roles report

11579 Update to Security report - Users Profiles List report

11580 Update to Security report - User Clients (Micad Only) report

11595 IPR Asbestos Items with Re-Inspections

New modernised version for IPR 3.9 runs via Reporting service and scheduler

11670 Compliance By Location

New modernised version for IPR 3.9 runs via Reporting service and scheduler

11671 Compliance By Element

New modernised version for IPR 3.9 runs via Reporting service and scheduler

11752 SAMS & 3.9 Report, Asbestos MA PA fix to photos not showing

11810 SAMS only EA5 Report change required (included Unreported costs)

11817 SAMS only EA1 report requires SQL change (to included Unreported costs)

11670 New Compliancy by Location report

New modernised version for IPR 3.9 runs via Reporting service and scheduler

11731 SAMS only, new report NR2 National Level Report (for FR D 63)

This release is phased delivery for huge report, will remain working progress over coming updates

11859 Report Designer on National/Region level

Users should not be able to create custom reports at National and Region level, only board level.

11974 SAMS EA1 Report minor calculations and some cosmetic fixes for NHSS

12032 New SAMS TR1 report changes due since we have included multiple valuations in Terrier

New report (cosmetically designed for NHSS, should benefit all clients) to show Terrier Valuations data where there are multiple and historic valuations

12044 SAMS NHSS Users report feature request

NHSS bespoke specific report requires Board columns

11511 SAMS New UFAS1 report for national, regional and board output

NHSS bespoke specific report used to export Fire incidents data out to Excel

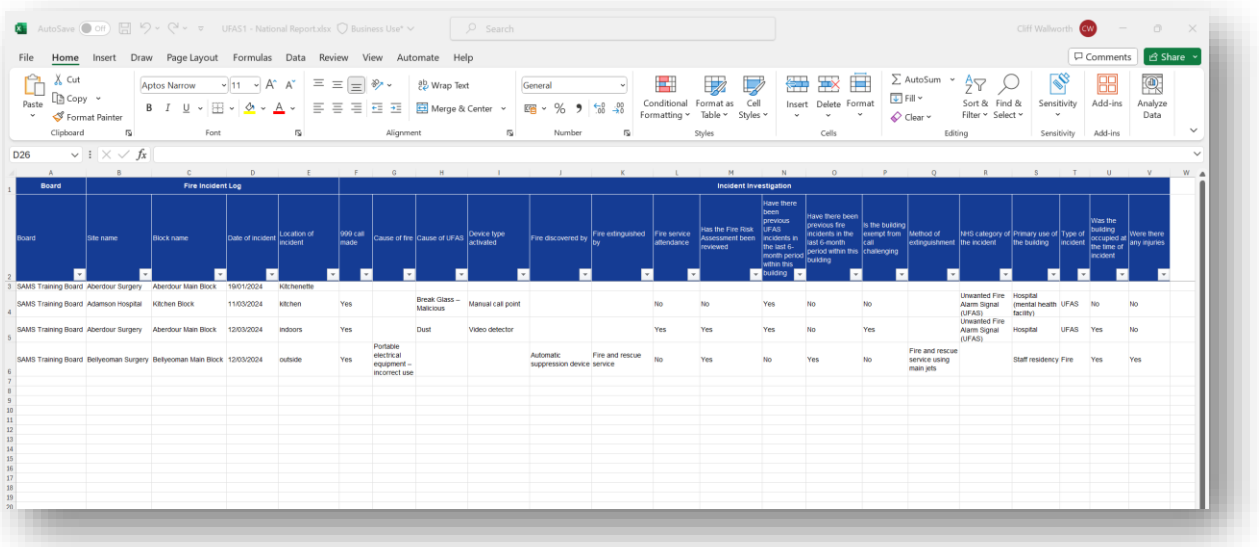

Board	Fire Incident Log				Incident Investigation																
Board	Site name	Block name	Date of incident	Location of incident	999 call made	Cause of fire	Cause of UFAS	Device type activated	Fire discovered by	Fire extinguished by	Fire service attendance	Has the Fire Risk Assessment been reviewed	Have there been previous UFAS incidents in the last 6-month period within this building	Have there been previous fire incidents in the last 6-month period within this building	Is the building exempt from call challenging	Method of extinguishment	NHS category of the incident	Primary use of the building	Type of incident	Was the building occupied at the time of incident	Were there any injuries
SAMS Training Board	Aberdour Surgery	Aberdour Main Block	19/01/2024	Kitchenette																	
SAMS Training Board	Adamson Hospital	Kitchen Block	11/03/2024	kitchen	Yes		Break Glass – Malicious	Manual call point			No	No	Yes	No	No		Unwanted Fire Alarm Signal (UFAS)	Hospital (mental health facility)	UFAS	No	No
SAMS Training Board	Aberdour Surgery	Aberdour Main Block	12/03/2024	indoors	Yes		Dust	Video detector			Yes	Yes	Yes	No	Yes		Unwanted Fire Alarm Signal (UFAS)	Hospital	UFAS	Yes	No
SAMS Training Board	Bellyeoman Surgery	Bellyeoman Main Block	12/03/2024	outside	Yes	Portable electrical equipment – incorrect use			Automatic suppression device	Fire and rescue service	No	Yes	No	Yes	No	Fire and rescue service using main jets		Staff residency	Fire	Yes	Yes

To access this new UFAS1 report, choose the Portals option from the reporting service

Note this document will no longer include Reports release notes

Release notes for the whole product suite are available here.

IPR Release 3.9.0. features and fixes (02/09/2024)

This release is for Micad internal testing only. All features and fixes will be included in the next General Acceptance release.

13015 IPR 3.9 Appraisal classic view switch

Background configuration switch set by Micad, shows Appraisal module in SAMS format or Classic mode

13222 SAMS, Appraisal module Statutory compliance import issue

Fix for an importer issue the Statutory compliance facet of SAMS NHSS rank scheme

11519 New IPR + SAMS feature to be modernised, IPR Client query

The Client Quey tool has redesigned IPR 3.9. You can access this feature as an IPR Administrator. Use this tool to design surveys that can be sent to your department heads to gather local insight on their occupancy data.

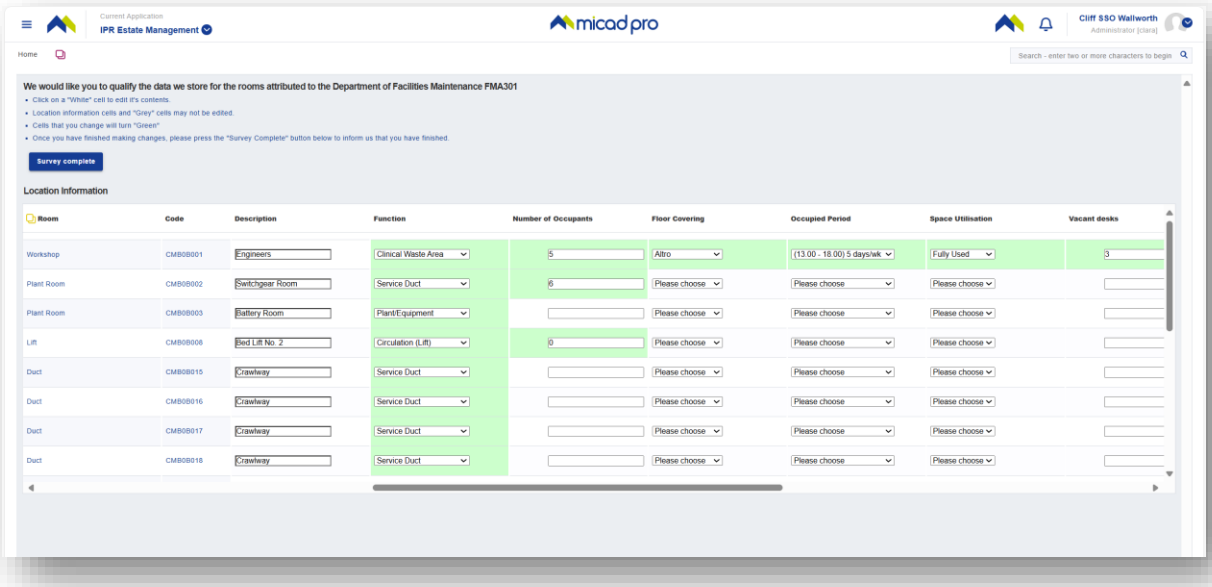

For the recipients, the updated UI is more intuitive, with its in-cell edit controls. These save the data changes immediately and users can choose to fill out their responses piece meal if needed. The data table is cleaner showing each edit. The top row heading remains fixed above the cell content.

For the Space manager, we have made it easier to access the recipient content, links, names and email addresses.

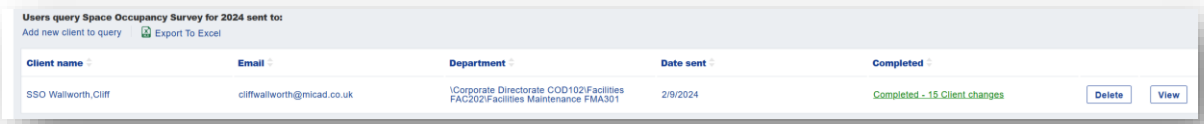

You can design your surveys and export the table of users and their links. Use this to create a Word, mail merge if your communications require detailed supporting guidance attachments.

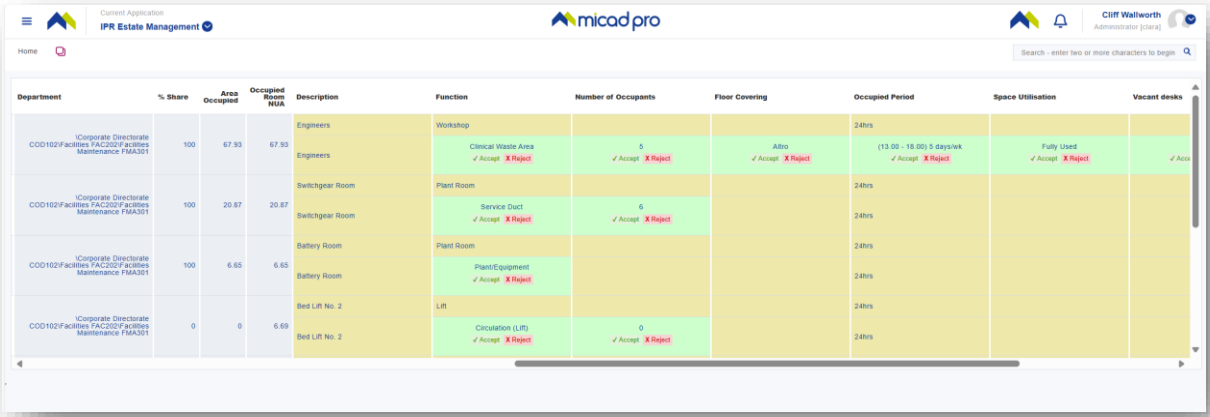

The new UI on the Space manager's data QA is clean and simplified

Fetaure test case

A hypothetical test case for this feature would be a space manager sending an annual occupancy survey by email to department heads. The success of survey relies upon the recipients being able to fill out an electronic questionnaire with relative ease, the value to the occupant is exposure to their own records. Together their engagement improves data quality through collaboration, and the outcome is derived from free crowdsourced data. The space manager can vet the returned data and choose to accept or reject the submitted feedback. The data sent back does not go directly into the live system until you qualify it.

If you want to try this feature, you'll need access to IPR as and admin and to have a second IPR account that simulates a lower non-admin user. You can review the feature and its concepts with this 3 part test plan. Once you have established the process, the survey can scaled up to meet the organisation's needs.

<u>Test plan step 1</u>

IPR Admin user (Space manager role)

1. *Allocates users to a department – Via Administrate > IPR user settings > Edit a user > set a Department (The selected Department needs to be allocated to space records in IPR)*
2. *Creates a space occupancy survey - Via Administrate > Client query > Add Fields*
3. *Add new client to query – Pick your Client name recipients from the users list*
4. *Send the email*

<u>Test plan step 2</u>

IPR user (Space occupier or departmental contacts role)

1. *Receives the email and clicks the link offered for the survey*
2. *Logs in as the IPR user (the recipient) and the survey page shows automatically OR the user can click a link that appears in the left Menu of IPR (only when a survey is granted to them) Left menu > Space use survey.*
3. *Recipient fills out the survey sheet, this can be done piecemeal but the system records each change. Instructions are visible at the top of the survey page.*
4. *Each change is acknowledged when recorded by changing colour to Green*
5. *Where there's physical checks needed, the survey may take days or weeks to be refined. Floor plans are offered if they are available. Users can use tools offered to review a department's total allocation per floor or check where a specific room is on the plan.*
6. *When the survey is completed, user can press a button - Survey complete*
7. *User can return to the data and make more edits if needed via the link from the Email*

Test plan step 3

IPR Admin user (Space manager role)

1. *Logs in and goes to Administrator > Client query*
2. *Checks the Dates and Completed status from the users*
3. *Those marked complete can now be evaluated for value*
4. *Click the Complete link*
5. *Review the data sent back from the departmental contacts, for each cell you can accept or reject.*
6. *The Accepted content is copied into your live IPR spatial meta data.*

12806 IPR 3.9 client query add email address to the user name lists as well

12808 IPR 3.9 Client query, User query feature, add 3 columns and an export to excel button

12978 IPR 3.9 Client query, to show logical Department structure

13204 IPR 3.9 Client query recipient audit page needs sticky header

12209 Micad 360 walkthrough photo linking, icon issue

12641 SAMS 1.2 NHSS SAMS Block Data form FR16, FR102

New feature for SAMS, Introduction of a form to summarise and access NHSS specific block data

12667 IPR 3.9 Filestore recursive publishing creates Unhandled error

12867 3.9 Departmental occupancy table formatting and row counts

UI Improvements for the user. Better presentation.

12051 IPR departmentaloccupation.asp table Icons and text alignment issues

UI improvements to this overall feature

13169 IPR Map menu needs SAMS block data link (Part of NHSS SAMS solution FR16, FR102)

New feature for SAMS, Introduction of a form to summarise and access NHSS specific block data from the Map pin menu

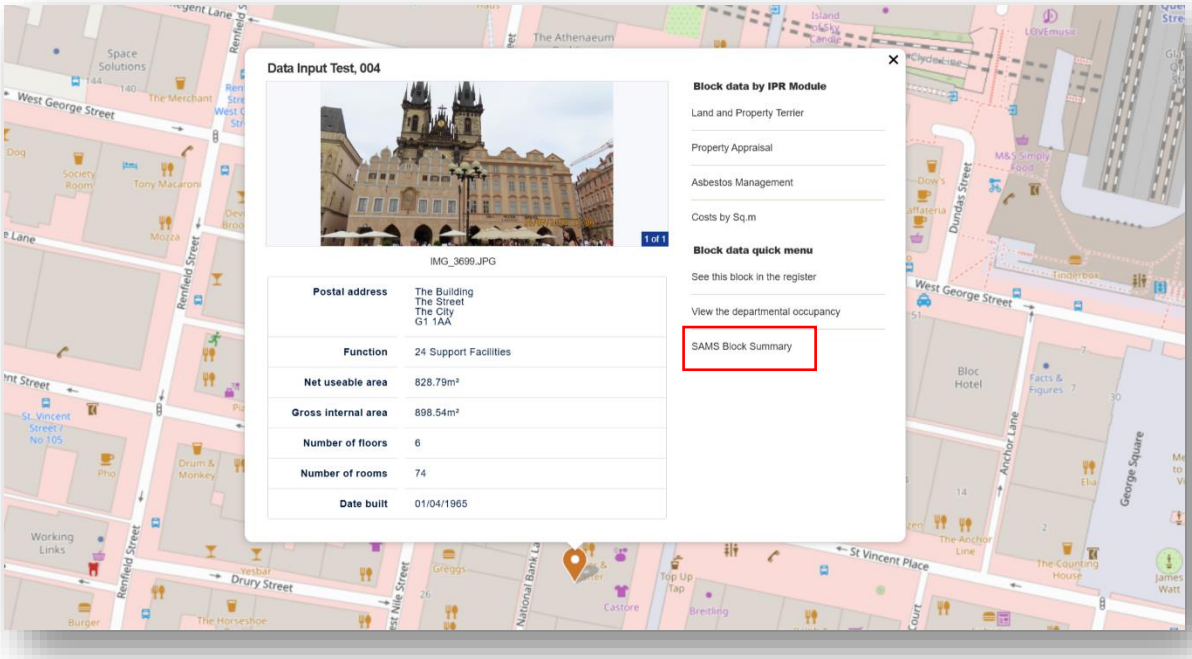

11005 SAMS label location label changes on reporting service

Change Region to Site Group, Change Building to Block

11785 Asbestos Module 360 integration issues

Improved UI 360 icon integration

11842 Asbestos Module 360 integration issues

Icon for marker does not display correct

12067 Hub welcome screen Support button/feature to be switchable

Add switch to direct SAMS or Micad Pro specific to their relevant support portal

12084 Accounts [Alpha] User promoted to login again for Capital planning

Fixed an issue where Reports application handles client switch incorrectly

12105 IPR [MicadPro] Balance IPR menu colours

12158 IPR [MicadPro] UI Align the Pie chart labels and topics

12412 SAMS 1.2 NHSS SAMS Room Data form FR16

1 of 3 New room data collection tool for SAMS specific data set. Uses NHSS space data and heated volume logic as well as providing gap analysis checks

12442 SAMS Edit defect is not allowing save

Fixed an issue on SAMS NHSS 6 facet, pressing submit seems to do nothing unless Complete was checked first. This logic has now been corrected.

12566 Uploading files to Leases module error

Fixed an issue where files would not upload specifically while in Leases module. Issue was limited only to Leases module.

12619 Location Resort feature causes Numeric error message

12633 HUB is blocking direct URL pass through

12777 IPR 3.9 Departmental Occupancy has lost Drawing Hatch features

12787 IPR 3.9 Custom report result table sort issue

12918 ERIC and SAMS Department occupancy Unassigned Area Click through shows the wrong data

Fixed a legacy 3.8 issue where the charts filter ignored the Uncheck clickthrough.

12938 IPR 3.9 Asbestos module UI issues white on white cosmetic

13022 IPR 3.9 Custom reports in cell edits on Boolean enters NO, instead of 0

Fixes an issue that caused incorrect value to be shown

13028 Department occupancy page size and break scrolling features no longer working

Improvement made to Department occupancy data interaction

13164 Custom Field Explorer results, displaying bogus data

11963 Asbestos Survey Types [name] field allows a value > than 20 characters to be submitted.

11966 Add new contractor popover has incorrect label

11967 Add new consultancy popover has incorrect label

11968 Add new status popover has incorrect textarea

12050 IPR Details pages for documents all need common cell alignment

12090 IPR About page Release notes target change

12152 ERIC site car park table re-size with ellipsis and tool tips

12293 IPR 3.9 Compliance User matrix, user can not be Unchecked from Admin mode

12360 UI align styles of Application Chooser and Right User Menu with Hub

12423 Update projects headers to use location header for micadpro/sams compatibility

12446 Missed UI alignment of IPR explorer tree structure

12448 IPR3.9 Apply New mechanism to allow Fusion Charts licence to be updated without requiring a container build

12450 User activity report - Invalid date input detected

12451 IPR 3.9 Departmental Occupancy page shows no results at room level.

12515 Custom property search page issue

12587 IPR Application switch does nothing on first click

12592 Latest Metro style applied to Drawing Option sidebar

12605 IPR 3.9 Drawing graphic reports right menu has lost its style

12631 ERIC Room and Floor forms display Oops something went wrong error upon submit

12640 SAMS 1.2 NHSS SAMS Floor Data form FR16

Introduction of new data review forms specific to SAMS

12722 IPR 3.9 Custom property search parameter is causing error (Invalid numeric input)

12747 IPR 3.9, Compliance, new feature - add export to excel on My compliance documents table

Feature request from client

12776 IPR 3.9 custom reports mass update shows invalid numeric

12778 IPR 3.9, Micad Pro is showing unnecessary SAMS Admin Options

12789 SAMS 3.9 Appraisal Left menu has two incorrect links

Fixed an issue where Appraisal Classic links showed unnecessarily on SAMS menu.

12826 IPR 3.9 Search does not work on Leases agreements page

Legacy issue fixed where search would not work on this page

12924 Micad Searchable dropdown control does not work in a popover

12669 IPR 3.9 Filestore sub-node highlight is white on white

12679 IPR 3.9 Departmental hierarchy Tree view is too compressed

12941 IPR 3.9 Departmental Occupancy, feature added to freeze the top row while scrolling

Feature request from client

12765 IPR 3.9 search by custom property fix cosmetic issues

IPR Release 3.9.0.22990 features and fixes (08/10/2024)

11772 Asbestos Module CADi V2 hover menu interaction causes Unhandled Error

Internal release issue fix

12151 CADi Graphic reports Asbestos Information hover menu not working

Internal release issue fix

13296 IPR Users, editing the username does not update in IPR or Portal

Internal release issue fix

13431 SAMS Room form to allow alphanumeric entry into Name & Code fields

Beta feedback, Room & Fields should allow alpha numeric input. Fixed

12289 FileStore aliases & folder permissions issue

Fixes an issue with top level view into FileStore where a user has been assigned an Alias.

12682 IPR 3.9 Micad 360 file type icon disappears from Explorer in the viewer of Micad360

Internal release issue fix

12952 SAMS Appraisal importer, add a Cancel button and export results feature

SAMS new feature requests, add cancel (Back out option) and export table feature to Physical condition data quality check during import process from PC Toolkit

13239 3.9 Terrier, feature request. Add Listing status to Terrier summary page

Client new feature request to include Listing status on the opening summary page to Terrier module

13447 The date listing tab in Terrier not updating

Fixes a legacy issue where date of listing is not being recorded.

13461 IPR Search, box to increase size to show full text

Internal release issue fix

13463 CADi V2, issue with hover callout pointer is too low

Internal release issue fix

13465 IPR Lease 3.9, All agreements view requires a check box to Show terminated in the list view

Client new feature request to allow a filter in the 'All agreements' table view of Lease Module opening page. To show/hide terminated agreements.

12683 IPR 3.9 Appraisal Module, Configure survey set sub-element visibility requires confirmation of the name of the element and sub-element

Internal release issue fix

13464 Micad360, in IPR left menu controls change switch place with Explorer view, randomly

Legacy issue fixed where the Explorer position changes place if the photos are very large and the wait is too long – the menu forms in the wrong order.

13474 SAMS Introduction of 3 data entry and validation forms, initial concept cosmetic changes

1. Form names - rename titles and left menu to match. On the Map menu rename the link "View the SAMS data" to "SAMS Block Summary"
*2. Rename all labels that are now "NIA" to "**IFA**" on <u>all 3 forms</u>*
3. Add the "(£)" to the column titles (Backlog cost (£), Replacement cost (£), Total cost (£)
4.Rename "Amount" to "Value (£)"
*5. Valuations: **SQL query change** - only show most current for each type*
6. Backlog Chart legend to show % as well
7. Floor form is missing a section heading See image above. Add a title called "Floor details"
8. Heated volume calc to show formatted nnn,nn.nn
9. Remove "Sq.m" expression for units of measure from the charts in SAMS Floor. No units are required in this expression, just the number alone.
*10. **BUG**, when an As-Built is available, make the GIA read only. If no As-built available GIA to allow hand input.*
11. Sort order of the Room/Area switch Combo is random. Needs to use the IPR Sort order logic
12. Add a title to the sub-heading for "Room Details" on the room form
13. {IF} the label is not a data field in the DB can we change it to Heated volume m[sup 3]. If its meta data and the user can change the label in CPs on the master system.

IPR Release 3.9.0.23167 features and fixes (21/10/2024)

12625 SAMS Appraisal change request for labels

1. *IPR Change UI to present Inspection Date, Remaining Life (Yrs), and Year fields together*
2. *IPR Change Edit Defect popup to present Inspection Date, Remaining Life (Yrs), and Year fields together*
3. *IPR Change Edit Defect popup to calculate the Remaining Life (Yrs) field from the Year – Inspection Date field*
4. *IPR Change Edit Defect popup to calculate the Year field from the Remaining Life (Yrs) + Inspection Date field*

12954 SAMS, FR 136 Add a message to Appraisal Facet that warns user, this data is out for survey exported

New feature to allow the users to leave notes on the status of offline data.

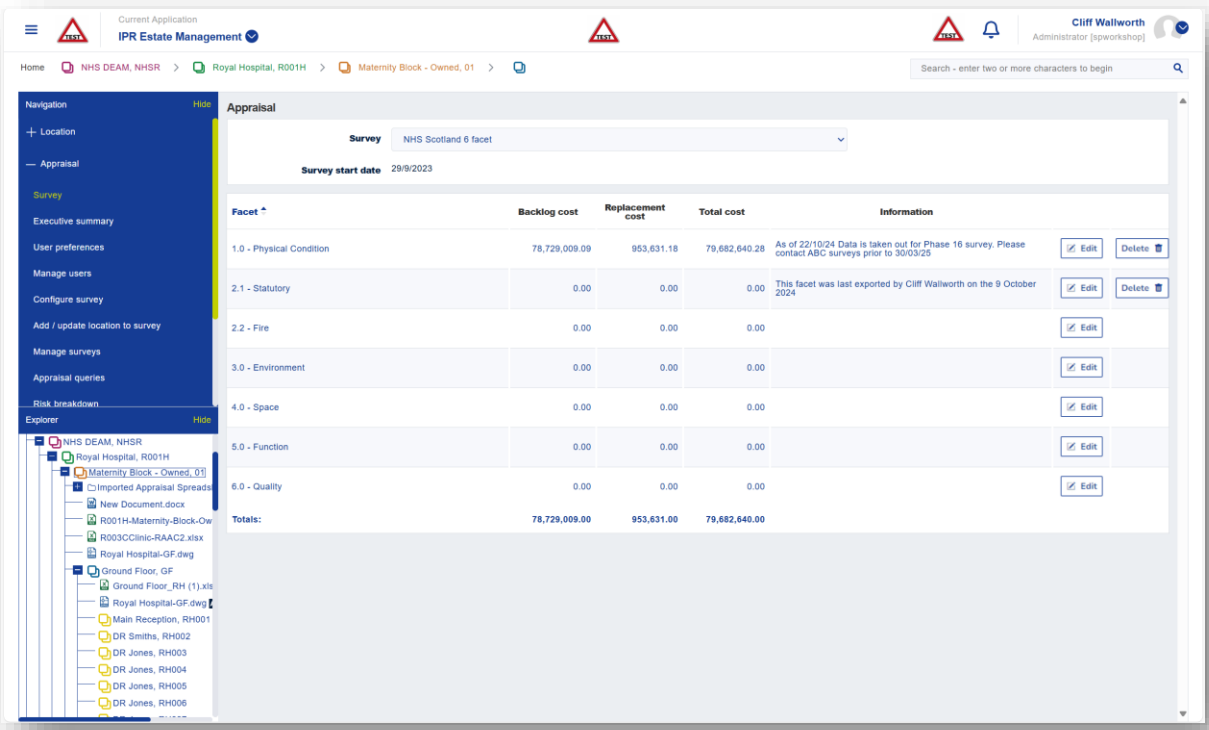

Use the information column to leave notes if the data has been exported. You may wish to use this field to inform colleagues that minor data edits have taken place during a major survey project.

13546 IPR, Document edit feature Cancel button causes Conversion from string issue

Fixes an issue where backing out via a cancel showed an unnecessary error message

13550 Micad360 viewer, increase the size of popover labels

13578 SAMS Floor form, needs to allow free text input on names of Floor and Code

13584 SAMS Block Form, Change Valuations to all, rather than specific names ('Land Value', 'Asset Register Value', 'Open Market Value', 'Net Book Value')

13605 SAMS Forms, text cosmetics, change labels to Title case labels

IPR Release 3.9.0.23335 features and fixes (29/10/2024)

13602 Asbestos Module Profile tool cosmetic changes

Changed to makes drop popover bigger and less cramped

13654 IPR, Graphic report right side menu is missing text

Some CSS missing from right menu, restored.

13684 IPR 3.9 Graphic auto report on Function field causes issue

Fixes a build issue where Auto Report feature using the Function field resulted in error

13698 SAMS, Appraisal module does not save a new defect

Fixes an issue identified where a hand entered new defect would not save

13699 SAMS, Appraisal module pushes the current row out of alignment after submit

Fixed an issue identified where updating a defect pushed the row out of alignment with the main table of data.

IPR Release 3.9.0.24542 features and fixes (19/02/2025)

This release includes new core features, fixes and some NHSS specific customisations

13641 IPR DOCMON, hatch angle does not respect expected rotation

Fixes a legacy IPR issue where hatch angles could be ignored. This feature is a backend fix to all systems rather than an IPR frontend issue so was fixed on 29/01/25.

11361 Terrier building photos, not showing if the file name has round brackets

Fixes an issue where paired round brackets in the file/filename could cause the photo not to display

14808 IPR 3.9, remove the link to Audit Trail from Admin section

Feature is moved to an independent central service via HUB

12712 IPR 3.9 data quality check, make it location specific

A common feature request from IPR clients, we have offered the ability to select specific Regions, Site or Blocks. The new controls require you to expand the view to add property.

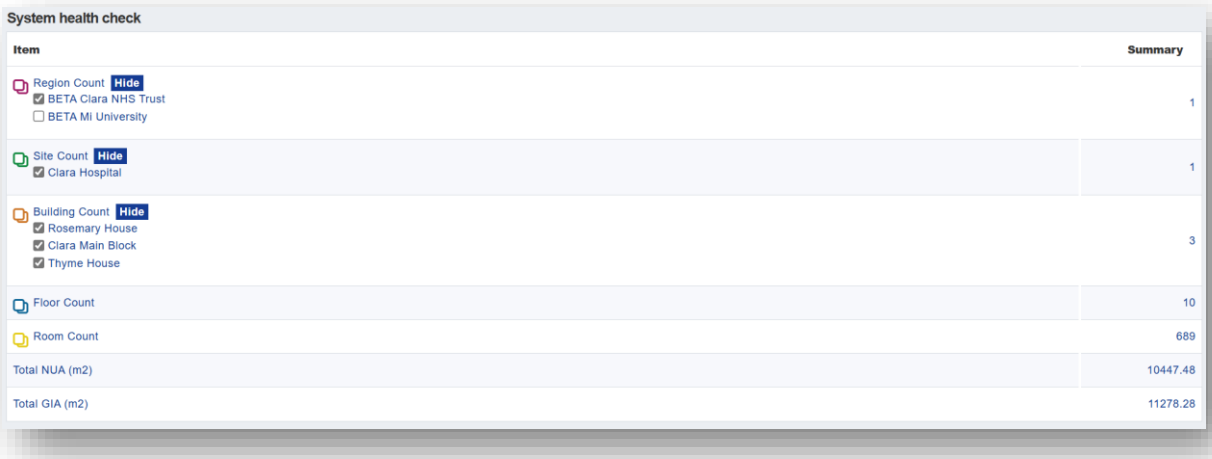

Note. Use the Show/Hide buttons to check the property required.

13161 Advanced Query. Selecting multiple query items. OR operator becomes AND

Fixes two issues with IPR Advanced query where the operator could not be either set or selected

13726 Terrier Location Contacts dropdown not showing full list/error on planning details page

Fixes an issue where operation is not allowed could be displayed

13727 SAMS Appraisal import popover needs more room and word wrap on filename cell

Cosmetic change to include word wraps. Applies to NHSS SAMS only

13780 Alter Stored Procedures to Ensure AsbestosLocation records exists

Change requested by a client

13899 IPR 3.9 left menu persistence feature required

New feature to hold the position of the left menu width size constant between page changes.

13858 PDFs opening as 360 images if clicked from IPR Explorer left menu

Fixes an issue where if a PDF is clicked, they could become associated as a 360 image

13948 SAMS Terrier Details Summary - Copy Address from Site to Block is removing selections from other SAMS specific fields

Fixes an issue where the Terrier Site copy address to sub-blocks would NULL SAMS data fields within the target block

14091 Miasbestos Processing surveys gives "Invalid numeric input detected" MicadPro

Fixes an issue with Asbestos App import process

13499 Make IPR honour the new custom permission for Asbestos, Appraisal, Leases and Terrier in IPR sync User(s)

13667 SAMS 3.9, Terrier customisations add fields to support FR86 Practice Codes

NHSS SAMS specific feature for Terrier Module, adds a new feature to record NHS GP Practice information comprising names, codes, type and parent. You can store one or more in the format shown below.

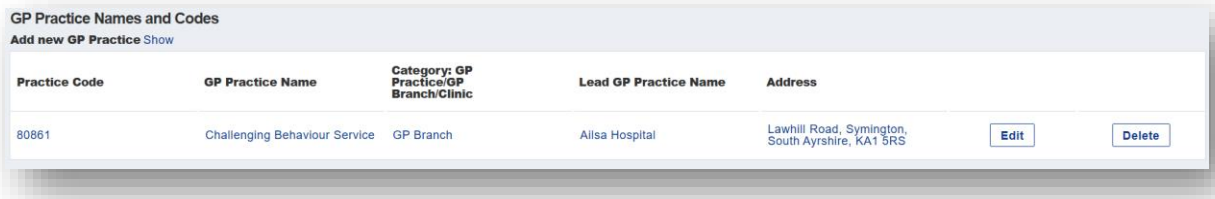

GP Practice Names and Codes

Add new GP Practice Show

Practice Code	GP Practice Name	Category: GP Practice/GP Branch/Clinic	Lead GP Practice Name	Address		
80861	Challenging Behaviour Service	GP Branch	Ailsa Hospital	Lawhill Road, Symington, South Ayrshire, KA1 5RS	Edit	Delete

To access the new feature, go to Block level, Terrier, Location information

Note. *This feature could be made visible to NHS England IPR users. If it is of interest, please get in touch.*

13910 Micad Pro, Asbestos Module Comments field is too small at 255, increase to 512

Client feature request to extend text capacity in the inspection asbestos notes fields.

14704 Scan Environment - Remove Location MABL test fails with error from trigger

System feature

13959 IPR 3.9 Leases, when trying to change area type to NUA or OTHER it keeps defaulting back to GIA when you select update

14013 IPR Unable delete 1700+ rooms. Shows a message Out of string space

Fixes an issue where 1700 rooms for deletion on the same floor, would time out.

14055 IPR page header needs the authWebservicePort value in the images urls

System feature

14102 IPR 3.9, Custom reports Departments needs to include the Code column too

Client feature request to include departmental code in the table results view

14183 Copy survey item and Augment Syntax error after security hardening

Fixes an issue in the Asbestos module, where copy item would show an error

13430 SAMS 3.9 Location and Leases importer NHSS FR37

NHSS SAMS only feature, at add a link to Administrate section of IPR for toolkit importer.

14080 SAMS 3.9 Terrier, NHSS add Terrier Status field to summary/map popover

NHSS specific feature for Terrier Module and Map, to show the block Status assignment.

An update to lookup content is being implemented also. The Status values will depict verbally weather the Status represents an Active or Inactive state for clarity. This method will allow for future scope if needed

- Active (Active)
- Delete Data (Inactive)
- Demolished (Inactive)
- Dispose (Active)
- Leased (Active)
- Occupied (Active)
- Sold (Inactive)
- Surplus (Active)
- Surrendered (Inactive)
- Terminated (Inactive)
- Under Construction (Inactive)
- Vacant (Active)

In this release, Status is now visible in SAMS on the Map pin popover and in the Terrier block level summary page.

Note. *This feature could be made visible to NHS England IPR users. If it is of interest, please get in touch.*

IPR Release 3.9.0.24822 features and fixes (17/03/2025)

14834 SAMS, Appraisal module improvements to Data validation import rules

New feature to extend the data validation process that reinforce the backlog logic so that data can not become contradictory or invalid. The import processor makes validation checks during the transfer of Physical Condition data from the surveyor's spreadsheets. For each failure, there are now advisory notes shown to indicate the required corrective action

14951 IPR User Settings, Remove Micad checked users from lists

System feature

13573 IPR/SAMS 3.9 Terrier increase character limit in the listed building notes and conservation notes fields

Feature request from a client requires text capacity to be increased to 512 characters for Listed building notes and conservation notes fields.

14895 IPR 3.9 Client Query, is showing Micad Checked users in the mail list

System feature

<END>