



Release notes

Micad IPR 3.8

24/05/2024

Document Version 3.31



Major release features and fixes IPR 3.8

- IPR3.8.0 Major Release - Introduction of Leases Module 3.8 24/10/22
- IPR3.8.14098 Release - Improvements and fixes 22/11/22
- IPR3.8.15329 Release - Improvements and fixes 31/03/23
- IPR3.8.20965 Rollup Release - Improvements and fixes 15/05/24

Major release features and fixes IPR 3.7

- Supported web browser
- FileStore improvements
- Space data collection
- IPR3.7.0 Major Release - Introduction of Asbestos Module 3.7 30/11/21
- IPR3.7.0.10262 Release - Improvements and fixes 20/01/22
- IPR 3.7.0.10674 Release - Improvements and fixes 17/02/22
- IPR 3.7.0.10753 Release – Improvements and fixes 25/02/22
- IPR 3.7.0.11069 Release – Improvements and fixes 18/03/22
- IPR 3.7.0.11439 Release – Improvements and fixes 08/04/22
- IPR 3.7.0.11617 Release – Improvements and fixes 26/04/22
- IPR 3.7.0.12194 Release – Improvements and fixes 10/06/22
- IPR 3.7.0. 12734 Release – Improvements and fixes 22/07/2022

Core features for IPR 3.6

- IPR 3.6 standard UI style
- New security
- Single Sign On (SSO)
- Audit trail
- A replacement for FTP
- FileStore and document publishing
- New Faceted Search
- Micad Analytics Centre
- IPR 3.6 Explorer
- IPR 3.6 Maps
- CADi Viewer
 - CADi Viewer feature updates 3.6.2.14284
- Micad360
- An all new universal Drawing viewer
- NHS ERIC 2020

Minor release features and fixes IPR 3.6

- IPR3.6.3.177 Release – Improvements and fixes 17/05/21
- IPR3.6.3.178 Release – Improvements and fixes 28/05/21
- IPR3.6.3.179 Release – Improvements and fixes 10/06/21
- IPR3.6.3.180 Release – Improvements and fixes 22/06/21

- Micad Analytics Centre – GIA vs NIA, Drawing file age, Space data age charts 07/07/21

IPR 3.8.0 New features

Introducing Leases module 3.8

In this IPR release 3.8.0, we see the new Micad Leases Module 3.8 features the standardised user interface. We have integrated the new module with FileStore drag and drop features for consistent user experience. We have improved the main 11 data entry forms and integrated common components that keep data uniform and validated.

The Micad Leases module 3.8 is a module of Micad IPR 3.8.

There is a full [Leases module 3.8 user manual here](#)

Supported web browsers

- Chrome
- Edge
- Safari desktop

FileStore improvements

We have streamlined the file replacement process. In many cases we found that would like to overwrite a disk file using the IPR interface – to replace the current file with a new version. The initial ‘first time publish process’ give the impression of simplicity, only requiring drag and drop a to get a document links into IPR. However, there are considerations of file storage on the file system. It is possible to publish a file with the same name in IPR at the same location, many users have done this. And when these circumstances occur, our users have stored the files in different folders on the actual filesystem disk. In order to offer equally swift document replacement, we have added targeted message that assure and guide the user through process. This includes mass publish too. Please be sure to read the red challenge messages carefully during the file upload process.

Space data collection (SDC)

We have removed this feature.

Asbestos Module 3.7

In this IPR release 3.7.0, the Micad Asbestos Module 3.7 features the standardised user interface. We have integrated the new module with FileStore drag and drop features for consistent user experience. We have improved the classic Risk Schedule and enriched the status information and overall performance. We have chosen to rename the feature to Risk Register because of its primary role in data review and access.

Asbestos Explorer is a new feature, it’s a natural extension to IPR Explorer which allows the user to stay withing the module whilst navigating the IPR property portfolio.

The Asbestos Statistics dashboard is an improvement over the classic Asbestos Bird’s Eye View charts. From here you can access the granular detail from the charts and uses these as an unambiguous navigator from the top down performance metrics right into the fine details.

The Micad Asbestos module 3.7 is a module of Micad IPR 3.7. There is a full [Asbestos module 3.7 user manual here](#)

IPR 3.6 core

IPR 3.6, is the Micad property management system with a fresh new interface and yet recognisable user experience of 3.5. IPR 3.6 builds on the same foundation with added versatility of new technologies and browser platforms. New intuitive features are introduced to increased productivity and replace cumbersome legacy technologies.

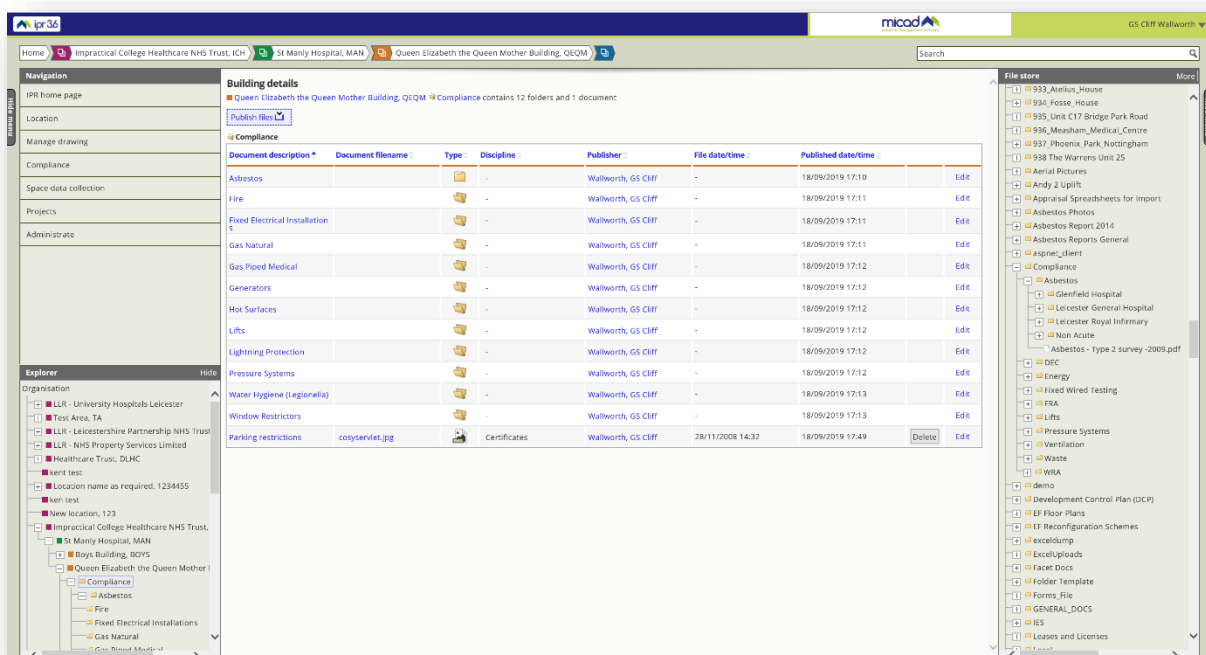
This update features new ways to publish and manage files within the browser and presents more information at a glance in a redesigned screen layout. We make drawings universally accessible for all users with new responsive PDF drawing controls. Along with a new way for all users to instantly share and publish files using simple drag and drop. There's new way to sign into IPR that securely provides instantaneous access. The new UI design is completely optimised and is more responsive across the entire system.

IPR 3.6 standard UI style

A new IPR 3.6 UI has been introduced with Microservices using Object Orientated Cascading Style Sheets, this method can then facilitate the ongoing progressive enhancements for future releases. The style guide forms the governance and policy documentation for all the elements that make up IPR's interface. A standard for the look and feel that can be tested against to ensure consistency.

IPR 3.6 operational interface

For IPR 3.6, every page has undergone UI and UX alignment with the new guide. IPR's traditional location ribbon and left menu are now accommodated within a new formal screen layout. This new scheme adopts an aesthetic standard structure comprising, header, central article and left and right aside menus. The asides can be hidden or expended to enhance the efficiency of the central activity; both have neatly collapsible panels for when extra screen real estate is required.



The new IPR 3.6 screen layout with fixed header with dynamic content and aside menus

New Security

IPR 3.6 has a completely new security platform and has been provisioned using the latest durable Azure cloud infrastructure technologies, Kubernetes. Now delivered over TLS 1.2, IPR 3.6 features anti-hammer, password salting and hashing and support for Single Sign On.

With our new FileStore we forego the need for (S)FTP access ports for either client or server. FileStore also has its own gateway *Intelligent Content Management* filtering.

New levels of accountability are captured at code level, each event triggers formatted signatures to record all database access, modifications, and new content. For the user, this means there's a unified view of IPR data and FileStore's hard disk folder and file exchanges.

Single Sign On (SSO)

Single Sign On (SSO) is an authentication process that allows a user to access multiple applications with one set of browser login credentials. Conversely, Single Sign Off is the action of signing out terminating access to multiple software systems in one go.

The benefits for IPR 3.6 users:

- Cure for password fatigue
- Eliminates password resets
- Centralises the management, monitoring and auditing of security credentials
- Reduces the administrative overhead
- Cost savings

IPR 3.6 is compatible with modern web browsers that support Security Assertion Markup Language (SAML) SSO tokens. Google or Microsoft 365 account holders may choose to benefit from instant single click access to IPR 3.6. Clients may also choose to keep their classic logon username and password methods if they prefer.

There's a full step by step user guide [Micad Single Sign On \(SSO\) Guide - Version 1.1](#)

Audit Trail

Change Control and policy play a crucial part in space management. However, lack of knowledge or lapse in communication takes place when drawings become changed without supervision. The effects are often not evident until much later when it is too late to do something about it. The scale of impact on space deletions is often unappreciated and quality of the data is depreciated significantly. Once realised, the effect of deletion and change can cause dramatic distress for clients.

For IPR 3.6 the challenge was to produce a meaningful detailed audit for all user transactions. One of the most complex scenarios is to evidence changes derived from space records in the AutoCAD as-built drawings. This level of accountability warranted a collection of new security-relevant tools.

Activity data is quickly accessible from either pre-sets, day, week, month or between any given start and end dates. All transactions may be traced for individual people and the data state reviewed as snapshots of before and after.

You can access chronologically each record for documentary evidence of the sequence of activities that have affected data at any time for any specific operation, procedure or event.

The left screenshot shows the 'Rooms snapshot' page. It includes a navigation menu on the left with options like 'Return to IPR', 'Administrate', 'User activity log', and 'Audit Trail Search'. The main content area displays a 'Rooms snapshot' with a URL, timestamp, and user. Below this is a table of rooms with a 'Name' column. The first row is '01A Old' with a 'History' link. The right screenshot shows the 'Field history' page, which displays a table of activity records.

Date	Operation	Old value	New value	User
29/10/2019 18:46:49	UPDATE	01A	01A Old	GS Cliff Wallworth
Count 1				

The Audit log Snapshot shows a History link where changes occur

The new Audit Trail Search provides the advanced tools needed to focus in on specific activity on valuable data. In this scenario, rooms were changed in IPR. I'm able to track the 'name' field so that I can see activity relating to my space records.

Use the Filed 'name' to view changes including new, edit and delete transactions

Search for data changes

Module: IPR
 User: GS Cliff Wallworth
 Field: name
 Value:
 Start date: 29/10/2019
 End date: 29/10/2019
 Search Today Reset

Records found: 3

User	Table/Record	Field	Operation	Old value	New value	Updated	History
GS Cliff Wallworth	location.id=15577550	name	UPDATE	01A	01A Old	29/10/2019 18:46:49	History
GS Cliff Wallworth	location.id=15599410	name	INSERT	NULL	1-1	29/10/2019 19:01:45	History
GS Cliff Wallworth	location.id=15577540	name	DELETE	1	NULL	29/10/2019 20:02:42	History

Count 3

FileStore log

FileStore events

User: 365 Cliff Wallworth
 Value:
 Start date: 28/05/2020
 End date: 28/05/2020
 Search Today Reset

Records found: 36

Item type	Source	Destination	Description	Timestamp	File size	User	IP Address	Action
			closed the FileStore manager	28/05/2020 16:49:56		365 Cliff Wallworth	81.108.109.1	Close
FileStore	Vmicadukazm001vdr-data\CIFF photos of user event 19		listed Vmicadukazm001vdr-data\CIFF photos of user event 19	28/05/2020 16:49:54		365 Cliff Wallworth	81.108.109.1	List
IPrFolder	Vmicadukazm001vdr-data\CIFF photos of user event 19\ALD2-548FA9D-E236-A326-803B-6141750BF6E6.jpg		removed ALD2-548FA9D-E236-A326-803B-6141750BF6E6.jpg from data\CIFF photos of user event 19	28/05/2020 16:49:53		365 Cliff Wallworth	81.108.109.1	Remove
FileStore	Vmicadukazm001vdr-data\CIFF photos of user event 19\ALD2-548FA9D-E236-A326-803B-6141750BF6E6.jpg		listed published details for Vmicadukazm001vdr-data\CIFF photos of user event 19\ALD2-548FA9D-E236-A326-803B-6141750BF6E6.jpg	28/05/2020 16:49:33	3,233,165	365 Cliff Wallworth	81.108.109.1	List
FileStore	Vmicadukazm001vdr-data\CIFF photos of user event 19		listed Vmicadukazm001vdr-data\CIFF photos of user event 19	28/05/2020 16:49:26		365 Cliff Wallworth	81.108.109.1	List
FileStore	Vmicadukazm001vdr-data\CIFF photos of user event 19		listed Vmicadukazm001vdr-data\CIFF photos of user event 19	28/05/2020 16:49:13		365 Cliff Wallworth	81.108.109.1	List
			opened the FileStore manager	28/05/2020 16:49:13		365 Cliff Wallworth	81.108.109.1	Open
FileStore	Vmicadukazm001vdr-data\CIFF photos of user event 19		listed Vmicadukazm001vdr-data\CIFF photos of user event 19	28/05/2020 16:49:12		365 Cliff Wallworth	81.108.109.1	List
			opened the FileStore audit	28/05/2020 16:49:12		365 Cliff Wallworth	81.108.109.1	Open
FileStore	Vmicadukazm001vdr-data\CIFF photos of user event 19		published ALD2-548FA9D-E236-A326-803B-6141750BF6E6.jpg	28/05/2020 16:48:06		365 Cliff Wallworth	81.108.109.1	Publish
FileStore	Vmicadukazm001vdr-data\CIFF photos of user event 19\ALD2-548FA9D-E236-A326-803B-6141750BF6E6.jpg		uploaded ALD2-548FA9D-E236-A326-803B-6141750BF6E6.jpg to Vmicadukazm001vdr-data\CIFF photos of user event 19\ALD2-548FA9D-E236-A326-803B-6141750BF6E6.jpg	28/05/2020 16:48:05	3,233,165	365 Cliff Wallworth	81.108.109.1	Upload

FileStore Log

FileStore Log is a new central application that logs and displays all hard disk activity on your IPR System. You can track your disk activity, across realistic file management scenarios that model actual day-to-day usage as well as being able to search and filter.

The System administrator's view of file management activity using the new IPR 3.6 FileStore Log

A change log provides accountability, fundamental to disk storage and access transactions.

- Open – User session has begun and access the disk contents has commenced
- List – User has viewed the contents of a disk folder, each folder visited will be individually listed
- Upload – User uploaded a file and the file is stored on the disk in its original name
- Rename – User has renamed the original file name and the file is stored on this disk in the new name.
- Move – User moved a file or folder
- Publish – User published the file in IPR
- Remove – User removed (delete) the files and folder from disk, removing also from IPR
- Close - User session have ended from disk access

A replacement for (S)FTP

IPR 3.6 is a property management system that allows for collaborative exchange of drawings and other documents that relate to the built environment.

For the past 20 years, the interchange of files used a secondary process called FTP (File Transfer Protocol) to upload and perform file management. Once the files are placed on the server hard disk, a secondary publishing action was then required to add the files to the IPR software. Many users found the dual transaction process to be challenging and laborious.

Today FTP technology is legacy and requires IT support during implementation and approval to clear information governance.

IPR 3.6 has a replacement for FTP with a new Micad technology we named FileStore. FileStore swiftly combines file transfer and publish actions as one transaction and still provides the management tools needed to create well-ordered disk content without IT contention or involvement.

FileStore logs all disk files which means systems upgrade from IPR 3.5 do not need any special preparations or changes their existing file system. Once complete, administrators will be able to fulfil their long awaited disk housekeeping desires without any fear of breaking links to IPR.

FileStore and document publishing

The new FileStore gives you the ability to manage your files with drag-and-drop functionality from your desktop browser in the IPR in one process. Your files are automatically uploaded to the cloud and immediately published to IPR locations and folders.

There's a full step by step user guide [IPR 3.6 FileStore Guide 1.3](#)

New Faceted Search

IPR3.6 has a rebuilt search engine for searching across modules. Our new approach introduces a framework forming explicit formatted views of information.

The custom content of IPR system data is not solely quantifiable by a popularity metric of web page hits. We needed to define the context of a user's query by facet, so we introduced the concept of modular search collections each with specifically formatted layouts that complement trade or discipline. Each modular facet has its purpose designed results with its own hit counts. Collective content allows you to discover related content across multiple facets, permissions respecting. You can access and filter data (meta), description, filename & folder, keywords, disciplines, publishers, organisational contract, full location hierarchy, departmental hierarchy, dates and document types.

A new free text search engine simplifies access using typed matches that closely resemble the behaviour of commercial search engines. As well as single term search, deeper analysis is achieved using multiple terms, grouped phrasing and you can use Boolean operators AND " " and NOT (-) too.

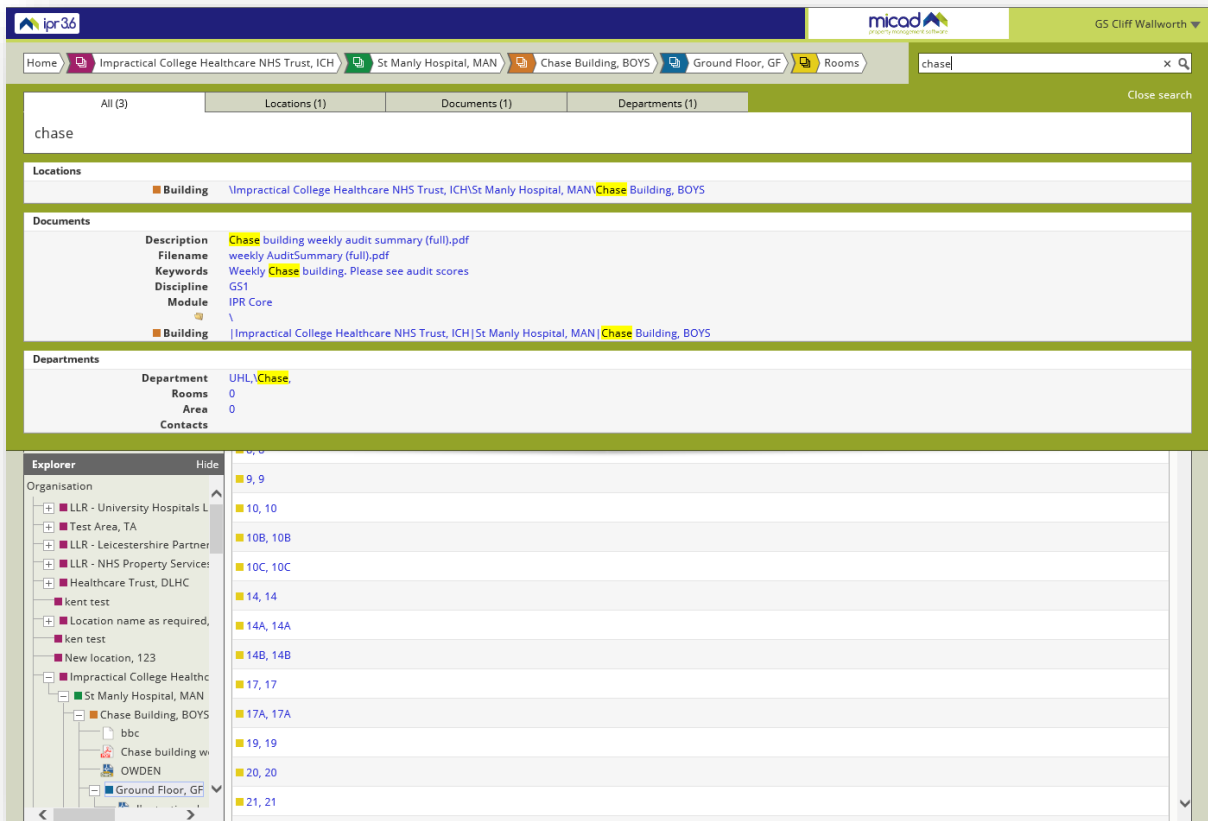
With IPR 3.6 Search we bring a brand-new concept we have named "Searchbar notation". With *Search Notation* users can also request specific content from the named facet or module. *Search Notation* also allows access to IPR's space data and its possible to build intelligent logical operator-based queries to retrieve space data as simple tables.

For those interested in finding particular graphical content within AutoCAD drawings, it is now possible to use the new CAD facet tab to search inside the plans for Layouts and Layers. Matched results allow you to choose to open and view the drawings in the Layout identified. This graphical reporting feature is also supported by *Search Notation* and connects the process requesting pre-set layout views into simple IPR hyperlinks.

Associative search alias. We added aliases allow the search to index content with alternate or names. The alternate content automatically suggested name alias can also be mapped to more than one option.

Search UI is redesigned completely and users, with permissions will see tabs for facets and modules. We included a Help tab for access to "How to guides" and Recent Searches tabs for your search history.

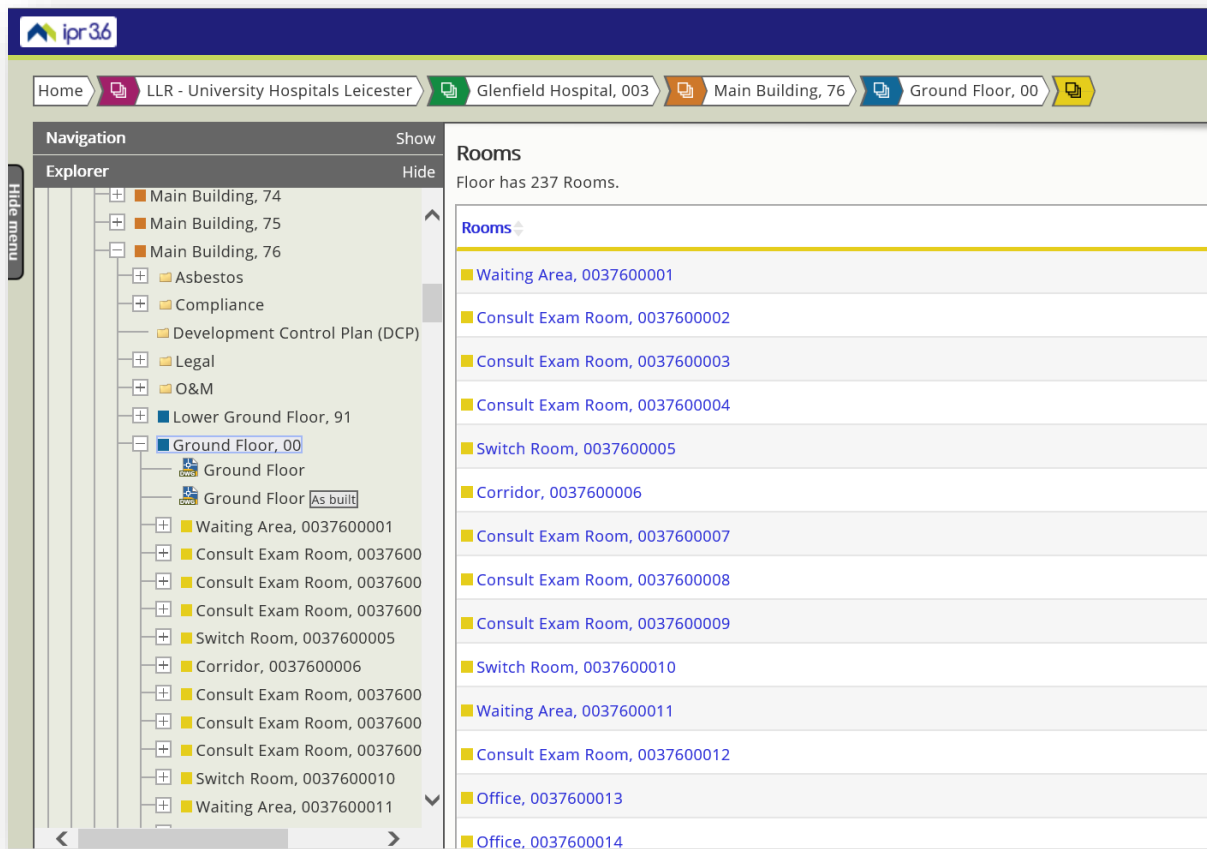
IPR search data is straightforward and easy-to-consume content so we implemented infinite scrolling to assist in delivering high volume of content. Infinite scrolling has been implemented to assist where results go beyond the page extents, mechanisms are employed to view subsequent values.



IPR 3.6 New Faceted Search interface displays results tabbed by special interest categories

IPR 3.6 Explorer

Our favourite IPR Explorer has now been integrated throughout IPR, extending the flexible experience and “familiar” navigational course.



IPR 3.6 Explorer is brand new. We needed the latest software technology and architecture concepts to deliver performance with real value. By designing out legacy obsolescence we’ve created a great UX. The new platform experience isn't confined to desktop screens, for mobile devices the right click menus are accessible using ‘long press’ access.

Explorer sits (traditionally) on the left menu. Now it’s a panel that can be repositioned and docked within either aside menu to improve data visibility and increase productivity. We’ve added quick charts Analysis to Explorer and drag and drop functionality to expedite spatial allocation. Department Explorer has been given it’s own panel, now users can navigate the departmental hierarchy and view the department allocation from any IPR page.

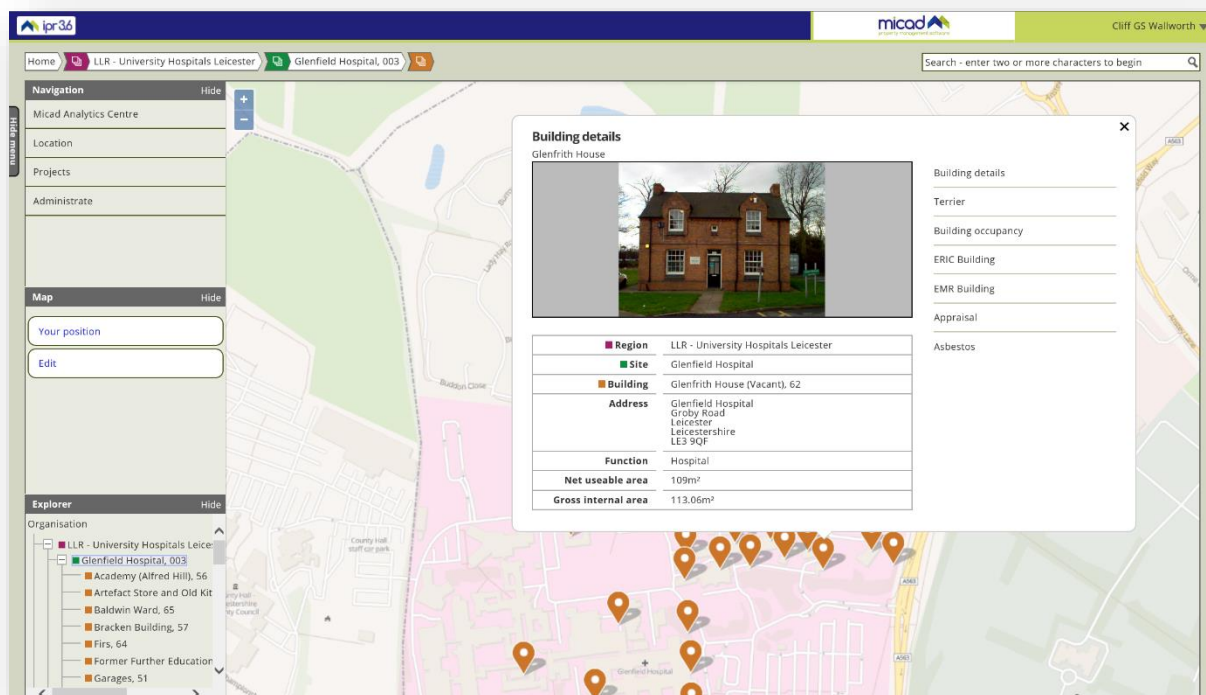
The custom field query engine has been moved into the core IPR, this feature allows you to query the system and find those locations with particular attributes, creating a flexible and extensive methodology for moderating your data.

Maps for IPR 3.6

IPR 3.6 has a rebuilt mapping engine using web service canvas provided by OpenStreetMap (OSM) for rendering. IPR's spatial databases are now modernised to accommodate millimetre precision World Geodetic System (WGS84) as its reference coordinate system.

The clean new UX, uses Point Markers positioned on the map directly from the Location aside menu or you can use IPR Explorer's to drag and drop. IPR can also request your position using device location services to narrow down in the initial coordinate placement process. There's no longer any need to lookup postcodes or latitude and longitude, coordinates for manual entry in the Terrier module.

We also are pleased to announce a design refresh for user interface. Visual enhancements algorithms declutter densely placed Point Markers and provide zoom-to actions without changing the underlying data. Address details, Terrier data and a photo carousel displays on the map in hover menus when clicked. Preview menus appear while users ponder the Map data. Using the right aside FileStore menu you can create Terrier photo collections using drag and drop photos making the overall experience more intuitive and fluent.



IPR 3.6. Maps, more intuitive, faster and with 2 cm accuracy of WGS84 (World Geodetic System)

Micad360

Micad360 is a fantastic new feature and is the start of a great new evolution for IPR 3.6. 360-degree photos simulate being a pivoted photographer and looking around to the left, right, up and down as desired as well as zooming in. The viewer clicks any point on the image to drag it in the desired direction.

Today a consumer priced camera with HD quality 360 costs as little as £400 and has built-in technology that prepares the spherical images automatically. The resulting stitched JPEG images are saved to your camera roll. The pictures can be uploaded direct by FileStore and viewed as 360-degree photos in IPR. The journey can be achieved without involving USB drives, cables or PC software file converters.

Micad360 provides the ability to remotely turn around, observe and locate building infrastructure and the environment. Motion is achieved by linking a sequence of markers and series of panoramic photos. Libraries of 360 photos provide the situational awareness for required for route planning, wayfinding or personalised walkthrough scenarios that reinforce visible information value.



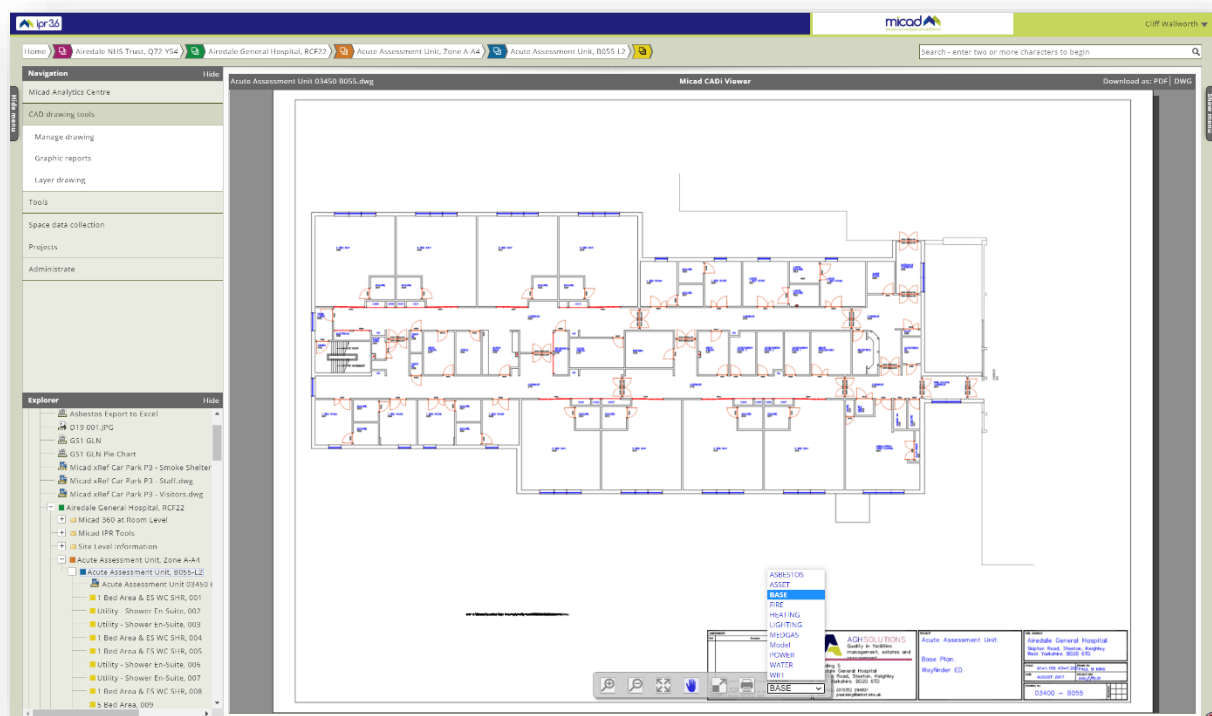
Micad360 links the 360-degree panoramas using viewpoint links and markers

Micad360 is an immersive HQ panorama viewing experience of your estate, ideal to support business continuity for anyone in charge of infrastructure management. Equipment position, assets, fixtures, fittings and décor, or any given touchpoint where remote insight promotes better informed decision making.

CAD plans and new technologies

IPR has always been feature rich with AutoCAD DWG drawings, this interactivity uses Autodesk's Design Review DWF tools (a Browser Plugin for Internet Explorer). We have kept this legacy feature available (classic mode) for those that prefer to use Autodesk Design Review.

IPR 3.6 provides us with the latest tools to complement the new AutoCAD 2020 x64 drawing compatibility. New features extend to browsers beyond legacy Internet Explorer and proprietary viewer plugins. Modern web browser technologies also allow us to liberate new levels of interactivity with drawings while escaping legacy constraints. A standard browser using native technologies to render and print drawings including mobile.



New IPR 3.6 universal HTML5 drawing viewer – Micad CAdi Viewer

Drawing (with XREF service layouts) - courtesy of Airedale Foundation NHS Trust

CADi Feature update for IPR 3.6.2.14284

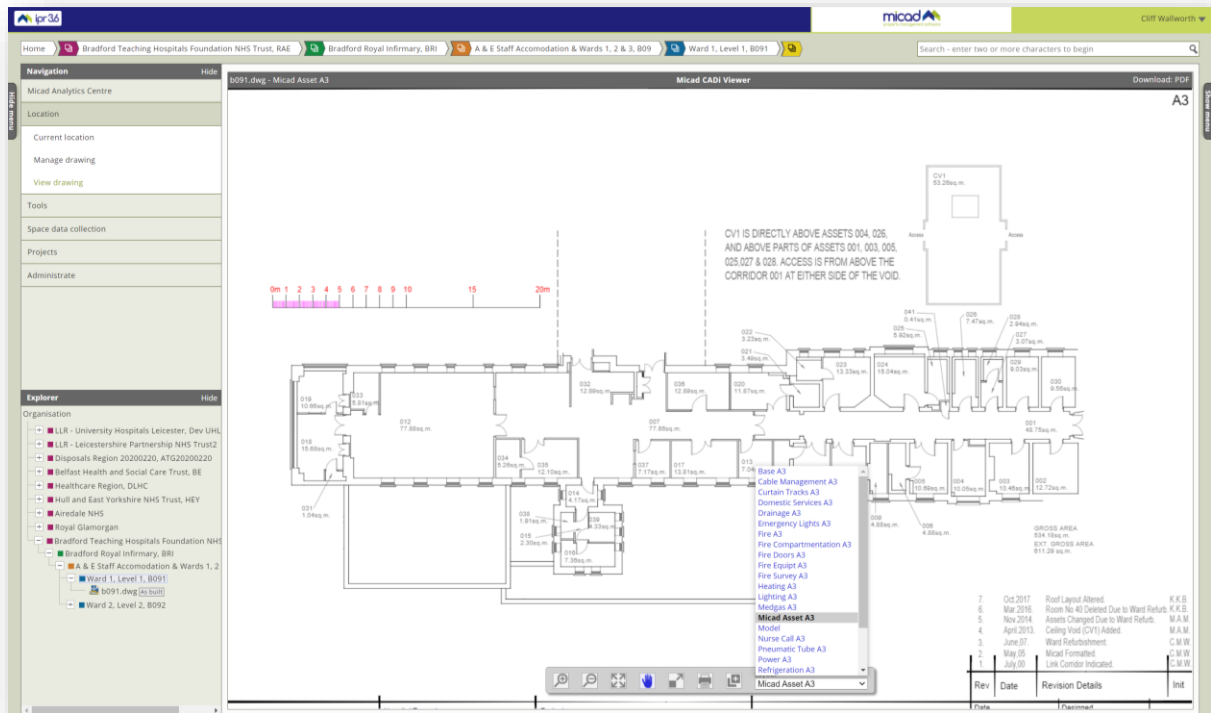
We've started to add new features to our HTML5 CADi Viewer, with improved accessibility to original drawing files. Each CAD layout is directly presented from within CADi Viewer. Your service drawing layouts can be arranged in multi-screen reviewing modes and download as prepared high-fidelity PDF files.

Improved PDF Fidelity

There are many AutoCAD use cases for Layouts set within the plans, most IPR clients and architects choose to use them to add details for the as-fitted services and disciplines set around core and outline. Layouts allow architects to draw at Full Scale to solve the scaling to paper size and printing problem. Although, few IPR users have access to large format CAD plotters and drawings emerging from the estate's office are often original A1 or A0 architectural plans. When sharing drawings beyond the CAD system extends within the business, printing these super large format drawings on small A3 desktop printers then becomes a fundamental challenge, particularly details such as text. In these instances, we need to ensure users get access to the benefit of CAD Annotation Scaling. We now link CADi Viewer directly to the original CAD drawing Layouts so that we assured of high-quality vector PDF files. This allows CAD technicians to prepare generalised layouts, (within the original architects drawings) where small artefacts can be resized for use where scaled originals are not required for viewing and printing. Font sizes can be set in these views suitable for a range of the business's printer hardware. The high-fidelity PDF originals from the CAD Layout can be reviewed, shared, and printed in great quality.

Multi-screen drawing reviewing

Many of our users have the benefit of dual monitors, it is traditionally how technicians prefer using their favourite CAD software to maximise productivity. In more recent years, users' desktop area is multiplying in numbers too, triple and quad screens are not uncommon. Desktop real estate is expanding too, now appearing in huge ultra-high definition 4K. In either case, CAD drawings can be better appreciated on a large design area. Work rate improves if you don't need to spend as much time switching pages, zooming in and out. Equally, the mental switch from navigating the software finding the right window view, then retracing to the return window impairs a reviewer's perception if CAD drawings are not logically arranged side by side. To open drawings in separate windows, use the new + button on the hover menu.

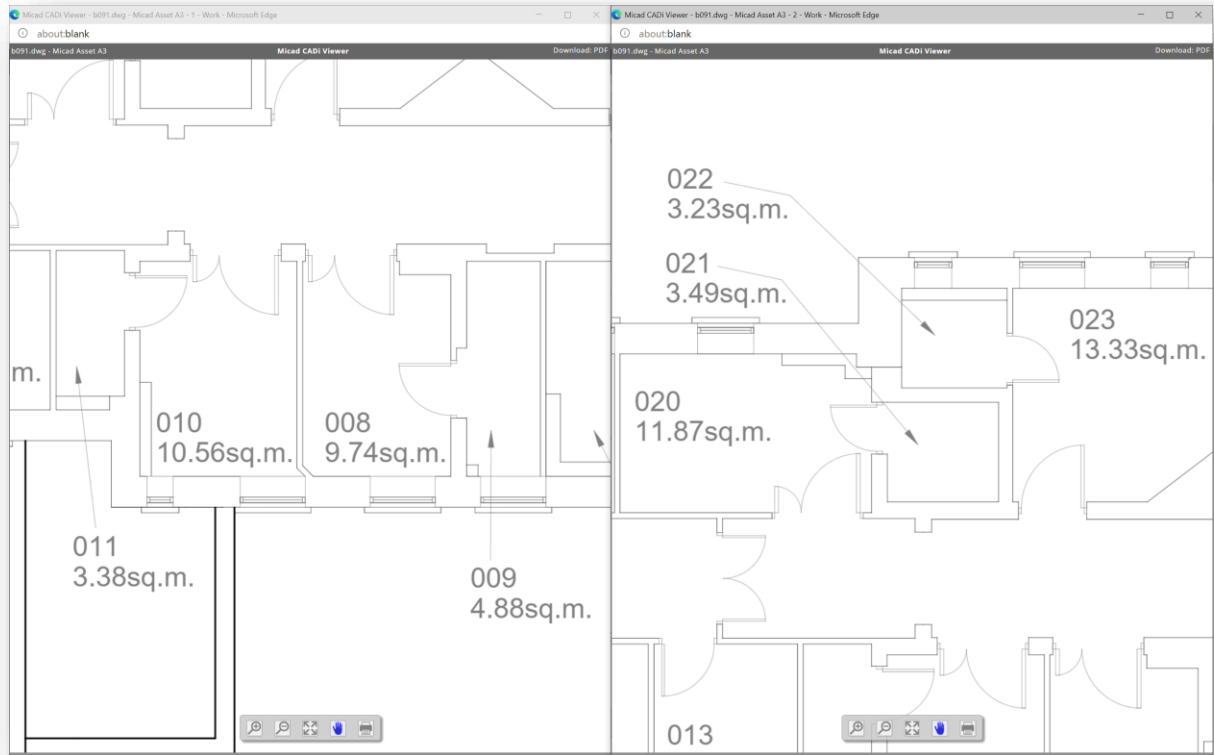


CADi viewer + button opens drawings in separate windows. CAD quality PDF plans can be downloaded for any layout. *

*Drawings with 26 service layouts - courtesy of Bradford Teaching Hospitals NHS Trust

Increased Productivity

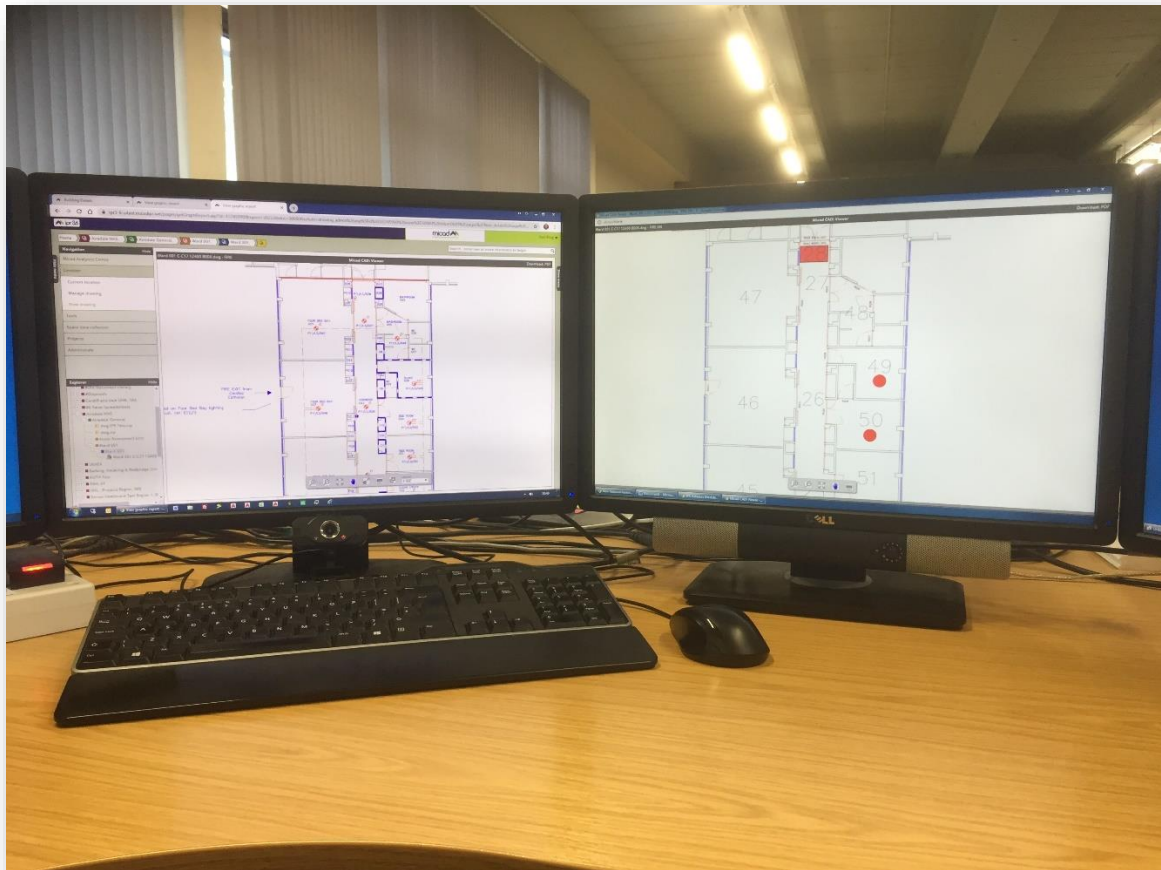
Enhanced desktop real estate allows us to deal with these inefficiencies. Extra screens and extra space to set up the necessary windows required for fulfilling the design reviews.



Layouts can be placed on multiple screens to aid the review. (En-suite assessment of Ward 1 zones)*

**Ward layouts - courtesy of Bradford Teaching Hospitals NHS Trust*

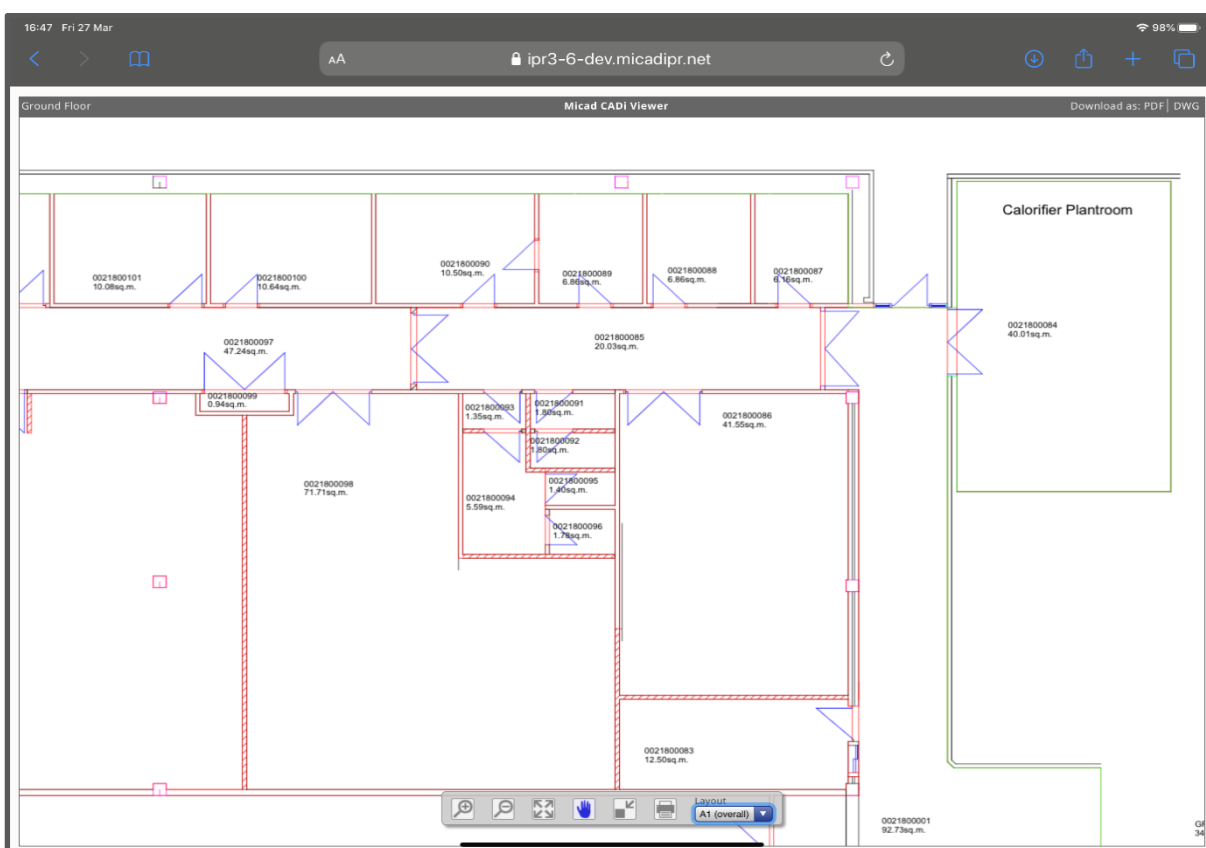
CAD plans can be laid out on two screens or side by side in a single desktop. If you need to check or compare details from different parts of the same plan, arrange all floors of a building together or review all service layouts side by side. These scenarios are best composed with your own preference of window arrangements that simplify the design review process.



Courtesy AGH Solutions Ltd at Airedale Hospital "We are reviewing two drawings, fire drawing and the fire device address drawing side by side"

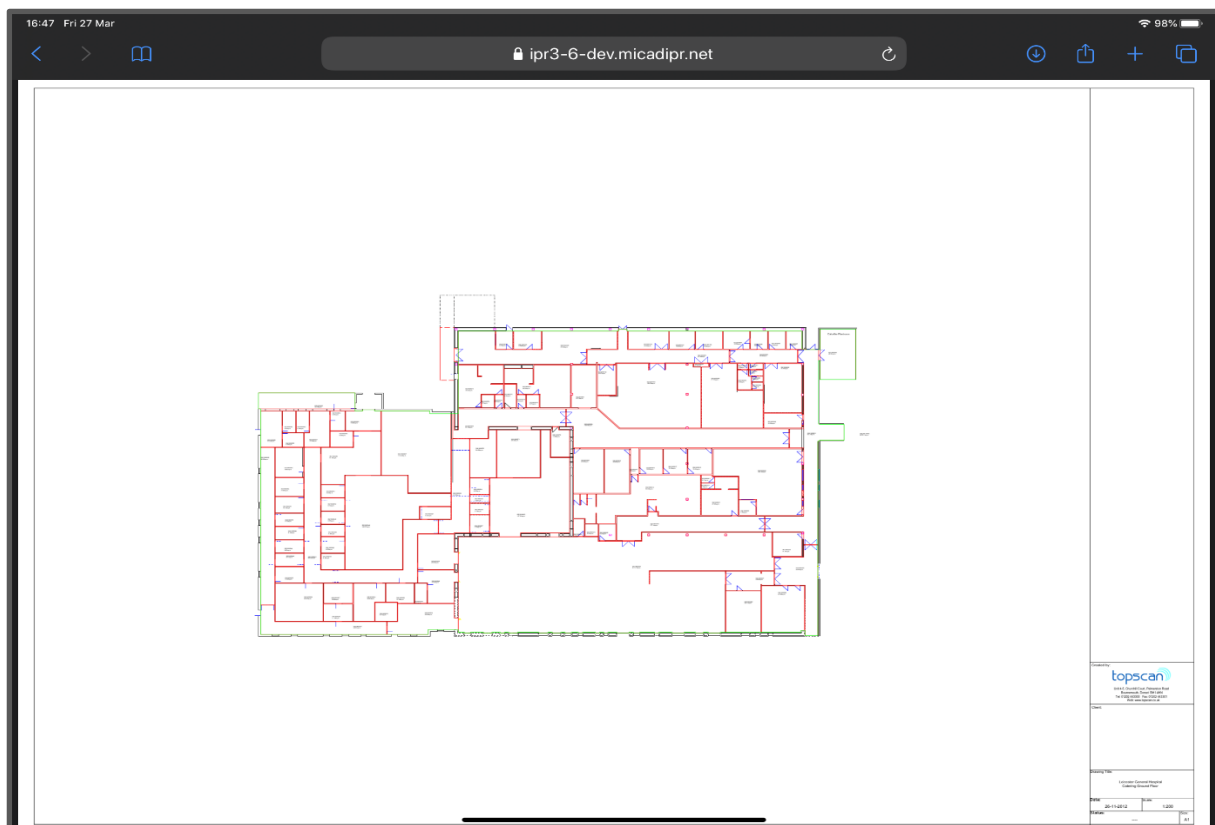
A full step by step user guide [CADi Viewer Guide - Version 1.1](#)

Micad CADI Viewer, excellent on iPad Pro

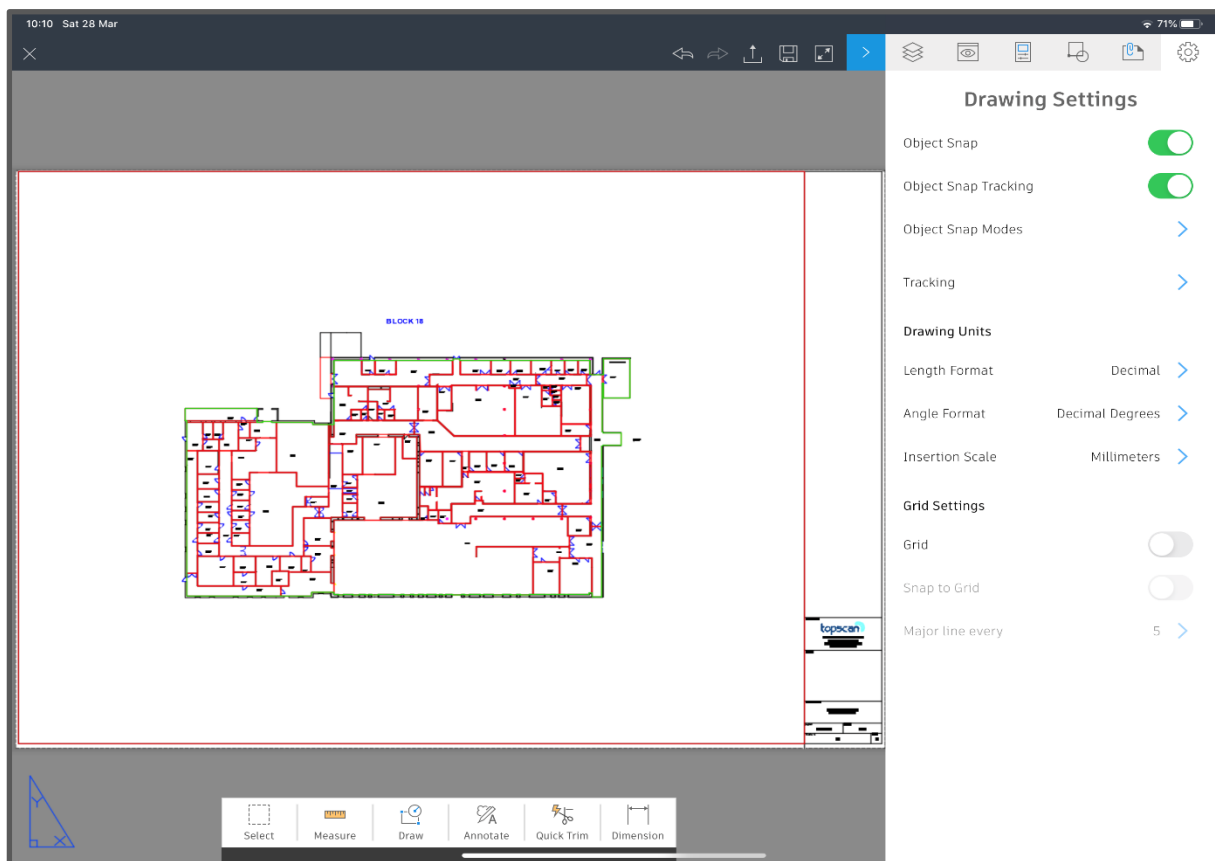


Micad, 8 St George's Court, Altrincham Business Park, Dairy House Lane, Altrincham, Cheshire, WA14 5UA
Software Release Notes

Download original CAD files in DWG or PDF direct from Micad CADi Viewer



Download PDFs, they look amazing on desktop or iPad





Drawings can be edited with AutoCAD for iPad

New tools have been designed to reveal the drawing content and metadata. We can interactively produced themed layouts using colour schemes and hatch patterns exactly as you would using AutoCAD.

Ad Hoc Graphic Report

Hatch Space on Drawing ☐

Pattern of hatched space on Drawing

Colour of hatched space on Drawing  

Scale of hatched space on Drawing 500

Layer of hatched space on Drawing

Swap 'Name' Tag ☐

Swap 'Area' Tag ☐

Swap 'Aux' Tag ☐

Attach Hyperlinks to Spaces ☐

Layout

Plot type Adobe PDF

Plot area Drawing extents

Scale type scaled to fit

Media size ISO full bleed A1 (841.00 x 594.00 MM)

Save DWG Copy to

Applies to

All Spaces ☒

Choose spaces Lobby, 0580100001
Waiting Area, 0580100002
Office, 0580100003
Office, 0580100004
Meeting Room, 0580100005

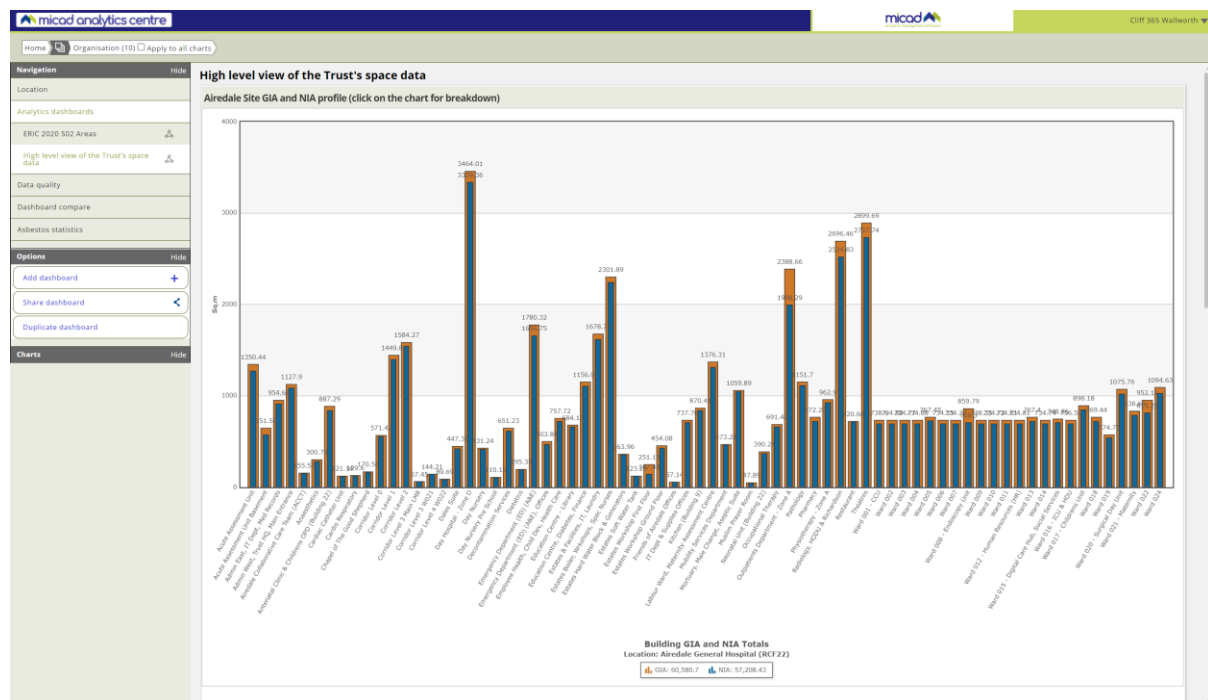
[Submit Query](#) [Cancel](#)

IPR 3.6 Graphic Report uses the AutoCAD 2021 colour palette

New Analytics Dashboard (Micad Analytics Centre)

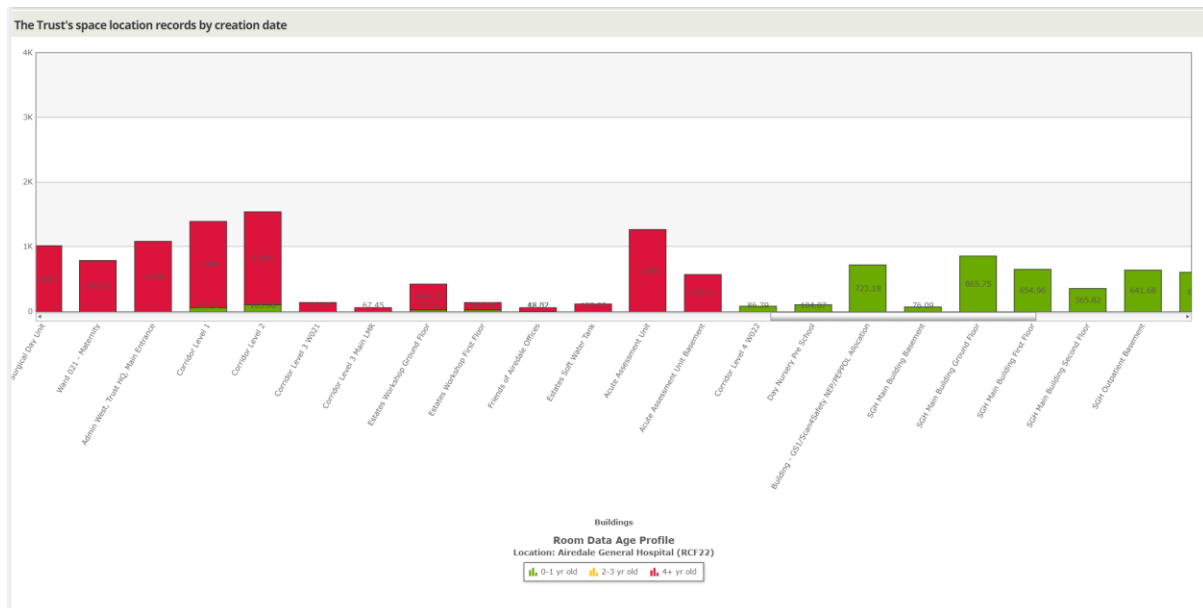
The Micad Analytics Centre (MAC) brings together dashboards from across the Micad software suite into a single point of entry. MAC provides interactive visualisations on data within an interface simple enough for end users to create their own dashboards and reports. Users can view a library of pre-designed charts and build dashboards for personal or communal use. Charts can be used more than once and then customised within its specific purpose to focus on a top location, this allows for side by side data comparisons.

The dashboard screen area uses a drag-and-drop snap grid for chart placement. The two-dimensional grid is resizable and responsive to device size and orientation. For many IPR users, the interactive metrics data is the most intuitive means to access further depths.

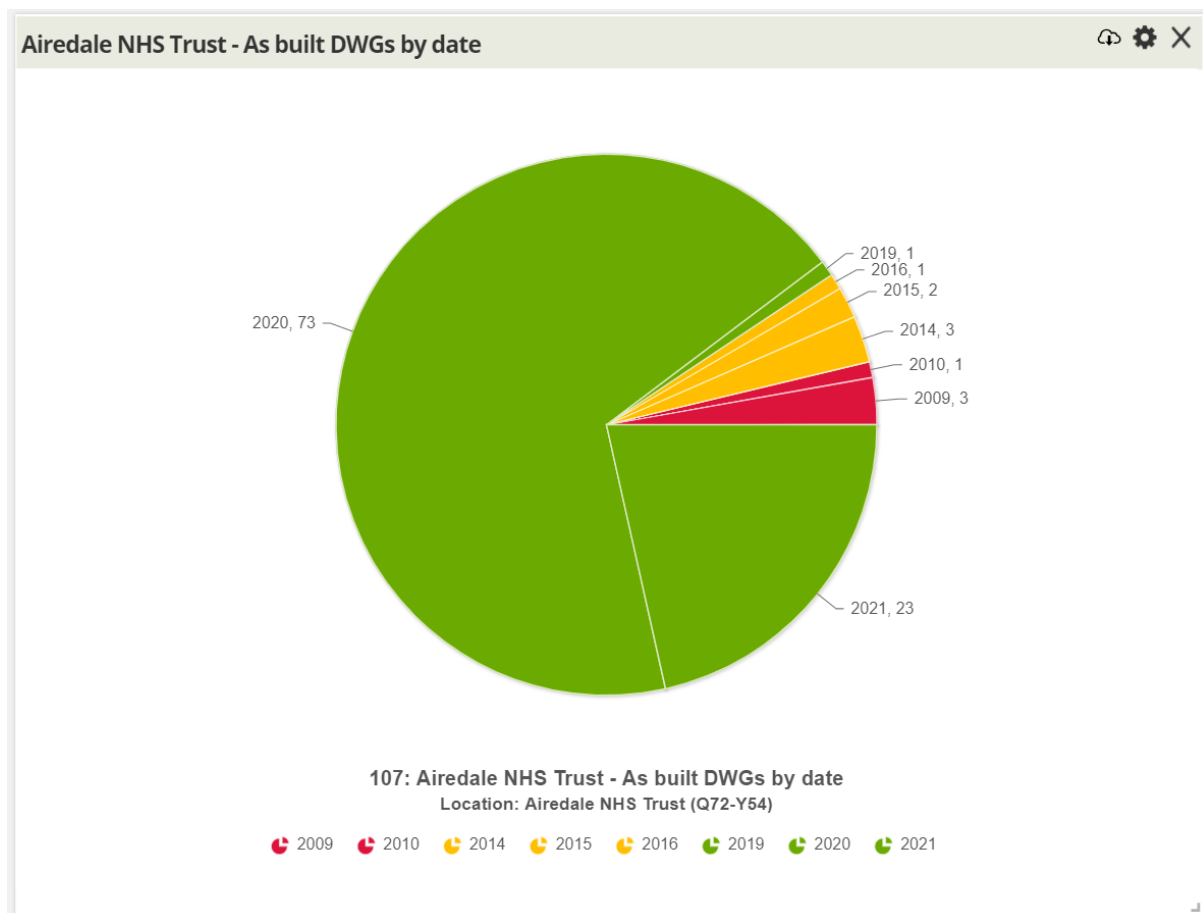


The Micad Analytics Centre showing the classic GIA vs NIA report (This type of chart is ideal for spotting data anomalies)

The MAC dashboards can be accessed interpedently from the core and modules. It's also now possible to build data from specific or unrelated modules of the Micad platform.



This chart uses a stacked column to reveal the age of your space records by building.

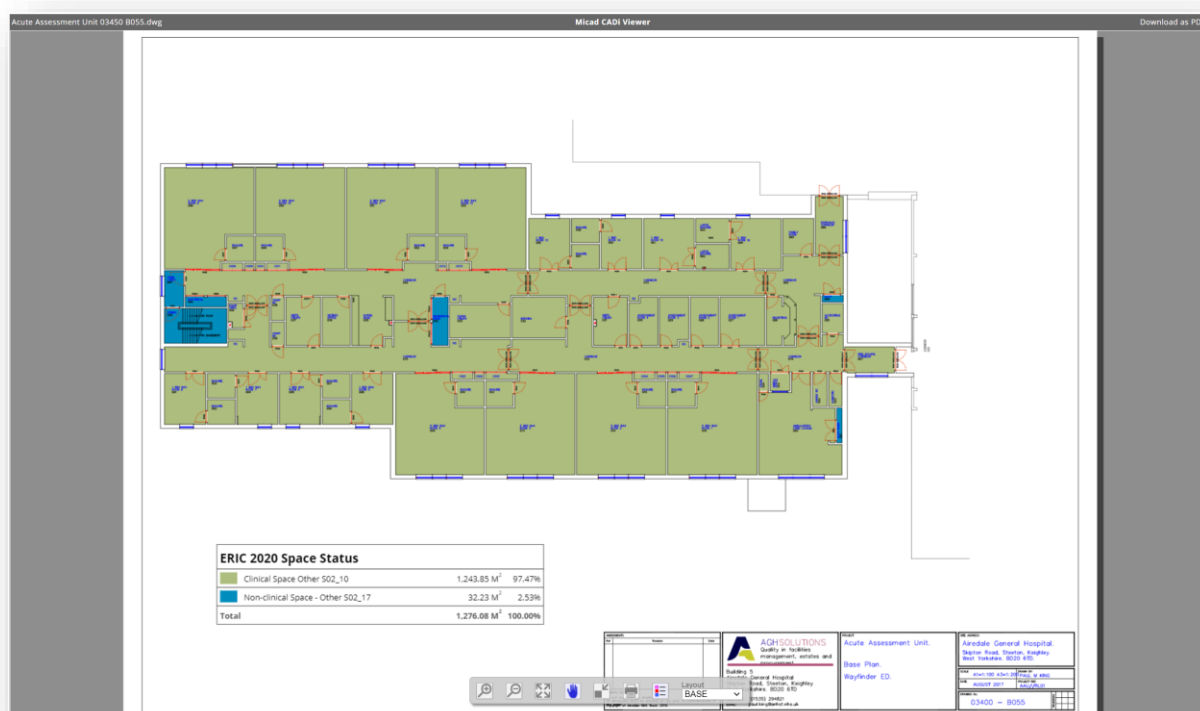


This chart shows the age of your CAD DWG files driving space records. You can configure the charts to pick out a particular region. The background data can be downloaded as CSV.

There's a full step by step user guide [Micad Analytics Centre \(MAC\) Guide - Version 1.0](#)

NHS ERIC 2020

Micad ERIC space status is a spatial toolset put together to help complete the June 2020 ERIC definitions. This year (Site) S02 is formed of a series of Sq.m classifications in more detail than ever before. The data definitions are a challenge to understand and their verbose validation calculations are really quite confusing. Now is not the time to reshape and extrapolate last year's figures. Users of the NHS Digital EFM portal will observe how variance checks are conducted as you type in the figures. This year's definitions remind you that your data is to be retained and could be subjected to audit. To help you achieve such precise accountability, we have a pre-designed themed set of graphic reports that will render the drawings automatically to PDF (with legend), these can be downloaded and/or stored in the folders of IPR year on year.

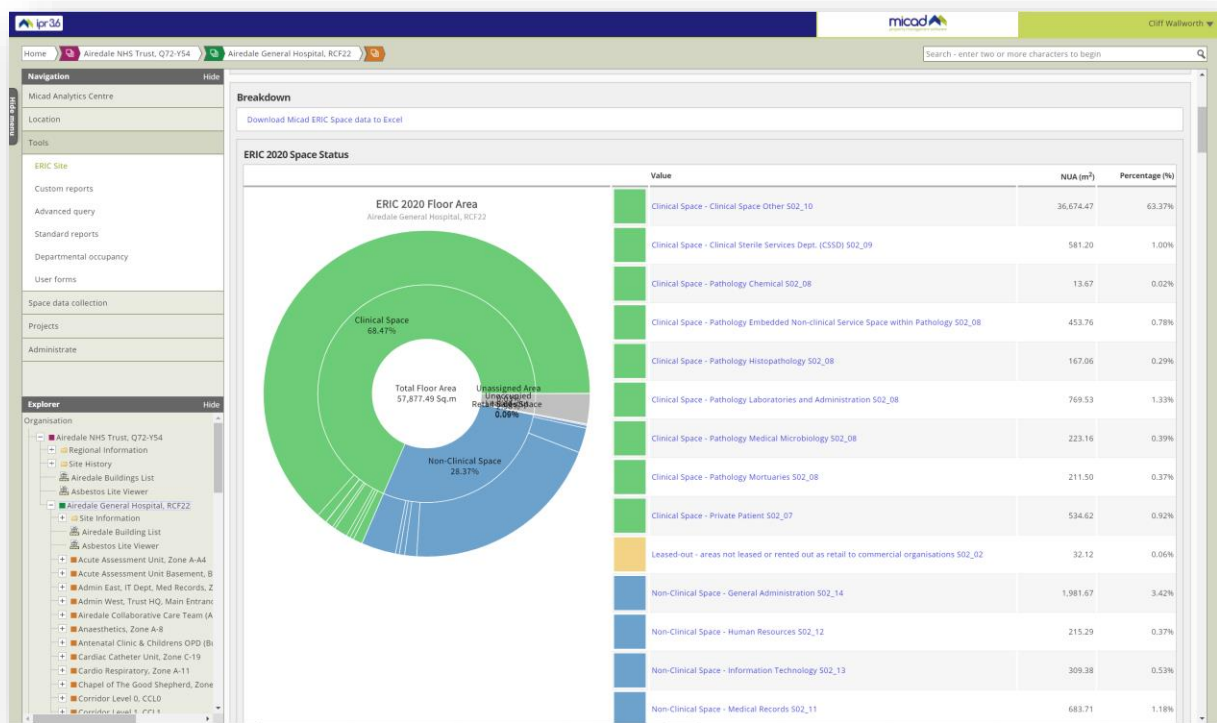


The themed floorplan is a great way to capture and archive your actual ERIC S02 values

Micad have introduced a simple Space Status to be applied, one value per space, each in respect of ERIC S02. In this release we create the room data fields required for you and we pre-load values ready for use. To help collect the many thousands of rows of data, we also prepared a data collection template.

With this new refresh, our IPR ERIC productivity tools help expediate data collection, validate and demystifying the whole process. The final aggregated site results mimic the exact data fields required, comparable side by side of the EFM portal.

We have also covered the high-level level metrics to remind you of Lord Carter's KPIs for Clinical vs Non Clinical & Unoccupied space (Unwarranted variation, recommendation 6).



The ERIC space status shows S02_07 through S02_18 along and calculated Lord Carter KPIs

6021 Asbestos Module, NoChangeMassReinspection report error

This is a legacy IPR report that has become critical to many asbestos consultants. We believe it should be a standard feature of 3.7. But we need to have it available as a working report for existing 3.6 systems, we expect this report to sit in reports as it did in 3.5. In 3.7 it is expected to appear inside the Asbestos Module

6087 Asbestos Statistics, Actions table is missing sticky headers

This UI feature keeps the titles set in one place as the list scrolls below. This fix resolves the issue

5871 FileStore, (Duplicate - mitigated by 6025) is possible to break links in modules of IPR 3.6

Insufficient information to witness or corroborate - issue is very likely to be a duplicate of 6025 reported

6025 FileStore, IPR (specific to modules only, not core IPR) causes broken links after disk moves or edits on filenames/paths

In IPR FileStore, i can move disk folders via manage feature. I can edit file names and folder names. Its evidenced that IPR 'knows' of liked files if you go to delete, it says this file is in use. All of that works. If i do any of that disk management on a disk folder where files are linked to Asbestos register (any Modules of IPR 3.6), Filestore does not make the corrective changes on the disk. Then file links get broken within the module and the user will experience 404 or image thumbnails will no longer display.

6066 FileStore, issue 'File in use' message does not appear before delete action on files (Asbestos, Projects, Leases, Compliance, Terrier, Appraisal Modules)

Issue relates to FileStore informing the user that they are just about to delete files that are linked to IPR's modules, its not Core IPR itself. User should see a table of locations where the file is linked. We observed that the user is not warned, and then could continue to delete disk files.

5285 Report for IPR, Departments with auto allocation 'Apportioned with Shared Spaces Report' shows errors

This is a classic 3.5 Standard report that needs to work on 3.6, the report allows users to distribute evenly, their shared space. Some trick math is delivered by this classic report, its been known as "Departmental reports / Departments Apportioned with Shared Spaces"

5915 Graphic reports access for all editing users, permissions issue restricted to Admin only

Graphic reports are currently restricted to admin only, this restriction needs to be removed and reverted to how it was in IPR 3.5 as it is breaking contractor workflows. In this fix, we consulted with 3 clients and the consensus for access to be given to M, MP and A

5943 Compliance Module, report error 'Argument 'Index' is not a valid value'

Compliance module error Argument 'index' is not a valid value relates to date control

5972 Compliance Module, cannot remove a parent document

Raises error Unable to create document, When trying to remove a document out of the Compliance system, which has been set to multiple locations. The manual instructs you to click on the "Remove All" link first. this should remove the links to all other locations that the document has been linked with.

6013 Advanced search - documents, all IPR module searches for broken links - not working

A user can use Advanced search to find specific criteria on Documents, I want to search for broken links in asbestos (and any IPR module) but the results say zero.

5978 IPR User forms, access level incorrect for Point and Click part only, was blocked to all but admins

As an IPR admin i can use all aspects of user forms. BUT if i'm less than Admin i cant use a particular part of user forms, the Point and click feature does not work. This blocks me saying you must be an IPR Admin. This fix unlocks the right to M, MP and A.

5977 Security services - My details, an Admin could gain access to elevate their roles in other unrelated applications.

My details feature facilitates role level changes (downwards only) this feature was found to allow a user could gain access to other applications such as MAC, Portals and Micad FM and vice versa. Micad FM and IPR needed separation. Only Admins can change their rights within the set domains of IPR and FM. This fix prevents self-elevation of roles in other unrelated applications.

3565 IPR 3.5 classic feature Client Query, recalled from obit for use in IPR 3.6

This classic feature of IPR 3.5 was dropped during the Micad4 era in favour of new a replacement to be known as SDC (Space Data Collection). Seems many university clients were using this part of 3.5 and even had surveys out and active during the time of IPR 3.5 upgrade. Client query features did not form part of the 3.6 roadmap accordingly. Client Query was retrofit for some clients during the last builds as an emergency action. We had to quickly recover the old pages and make them work so that user would not be denied access to the surveys. Long term plans are that SDC replaces Client Query so the UI on Client query was not aligned, rather made to work with evergreen browsers. This release adds back the feature to 3.6 in the Administrate section.

6043 Custom data ULB, Drop down field character length extension from 6000 to 8000

An end user has requested this data field capacity to be extend, this specifically for the Custom Data type User List Box. This release adds a further 2000 characters

6116 FileStore mass upload fails to recreate folder structure

Found this issue while testing mass upload FileStore on our test environment. If you upload a folder disk structure the FileStore backend system does not recreate this structure, all files go in the top folder. This release sees the correct recreation of the file structure.

6037 FileStore, Publish files and folder structure in IPR (from FileStore side)

This feature adds the ability to drag and drop of full folder structures in one go, ideal for the publishing of complete O&M manuals. The process uses recursion through the folder structure and recreates this as IPR folder and attachments. Its possible in this new version to publish empty folder structure too, this is handy for setting folder standards for contractors supplying documentation or if contractors supply O&M manuals in a structured collection of documents. To access this mass-publish process use the right menu FileStore, drag into IPR dropzone in the documents section. There was a similar feature in IPR Explorer 3.5, this is more intuitive. This enhancement reinstates these useful tools.

See the [FileStore user Guide 1.2](#) for full details

5876 Micad Auth service, Could set users to a deleted state if the Auth service was not available

An issue became apparent that user accounts became marked deleted if the Micad Auth services could not be contacted. This fix resolves the issue found with EnsureUserExists

3489 IPR Email all users, this feature was missing from 3.6 post UI align

On IPR 3.5 Admin User page there was a neat feature to email all users, but it was very limited as it expected to use the local user to compose the message. We have add this now under Admin > Manage users > Email all users. The system will now compose and the message. There's also a test feature, Send test email to me only.

(Feature is delivered as part of 1.0.6032 auth-service and 1.0.6034 auth-web)

6125 Asbestos Statistics, Birds Eye View Improvements

The expandable lists are hidden if the amount of data (i.e. number of rows exceeds the recommended maximum). This keeps the load speed acceptable for clients with very large numbers of noncompliant buildings. We had a case where a client had some 22,000 buildings, this number or rows in any given webpage makes the function useless. By adding a cap, this makes the page sensible.

6129 Asbestos Performance Dashboard, feature improvements, and fixes

The data forming the charts was previously written to disk, this was slow and have now been mitigated latency by dealing with this in memory.

Risk Timeline

New Feature - Initial max display size set by client configuration (new default 10 years, sampled every 6 months)

UI Improvement - assumed sample data shown as dotted line

Yearly Risk Snapshot

_New Feature - Initial max display size set by client configuration (new default 10 years)

Fixed an issue to show sample/assumed sample label

ACM Timeline

New Feature - Initial max display size set by client configuration (new default 10 years, sampled every 6 months)

Fixed an issue to show sample/assumed sample label

New Feature - Assumed sample data shown as dotted line

UI Improvement - Updated non-ACM blue to be more defined

No Access Timeline

New Feature - Initial max display size set by configuration (new default 10 years, sampled every 6 months)

UI Improvement - Updated non-ACM blue to be more defined

6115 Asbestos Statistics new backed config settings, add limits (and set defaults) to dashboard data exposure, a configuration to speed up initial data load.

We had a case where a client had some 22,000 buildings, this number or rows in any given webpage makes the function useless. By adding a caps, we can make the console usable and load in sensible timeframe.

```
"asbestatsActionConsoleMaxDisplayCount" value="1000" [recommended] 1000
"asbestatsTrendMonthsToDisplay" value="24" [recommended] 24
"asbestatsTrendSampledDays" value="30" [recommended] 30
"asbestatsBirdsEyeDisplayLinks" value="true" [recommended] true
"asbestatsPerformanceDashboardYearsToDisplay" value="10" [recommended] 10
"asbestatsPerformanceDashboardSampleInterval" value="m" possible values y(year),
m(monthly)[recommended], w(weekly), d(daily)
"asbestatsPerformanceDashboardSampleNumber" value="6" [recommended] 6
"asbestatsPerformanceDashboardAdvancedView" value="false" possible values true,
false[recommended]
"asbestatsYearlyRiskSnapshotYearsToDisplay" value="10" possible values
0,1,2,5,10[recommended],15,20
```

6128 Asbestos Statistics clarifications, excluded locations nomenclature made more explicit

Throughout console the text "excluded locations" is used. Technically the number displayed is actually the number of excluded buildings. Therefore "excluded locations" text has been updated throughout console to now be the more explicit "excluded buildings".

6121 Asbestos Statistics improvements, 'No access locations' separate pie chart

We have removed the ambiguity between, No access locations (rooms inaccessible because of no keys) and No access items (ACM boxed in around pipes). This truly distinguishes items from locations because they are not mutually exclusive. Click through links to explicit report needed for working on No access locations (We added Export to Excel too). Two separate charts make reviewing these data circumstances easier to work with.

6124 Asbestos Statistics improvements, 'No access items' separate pie chart

We have removed the ambiguity between, No access locations (rooms inaccessible because of no keys) and No access items (ACM boxed in around pipes). This truly distinguishes items from locations because they are not mutually exclusive. Click through links to explicit report needed for working on No access items (We added Export to Excel too). Two separate charts make reviewing these data circumstances easier to work with.

6117 Asbestos Statistics improvements, (BEV improvement) compliance gauge (Include Sites as well as Regions)

Some clients require a more granular breakdown view of building stock rather than just Region level. We have made this feature standard for IPR 3.6.

6120 Asbestos Statistics improvements, Survey item risk chart improvements

Clarify the chart titles using the specific term 'Risk' and count items at a location. Add clarification to We have excluded completed survey items (Removed items). We added export to Excel option to the click through report also.

6119 Asbestos Statistics improvements, Survey item risk chart

We renamed the chart from Survey item risk categories renamed to Survey item risk - removed categories because the segments are traffic lights (set in Asbestos Module configuration) not categories.

6128 Asbestos Statistics improvements, excluded locations nomenclature made more explicit

Throughout this console the text "excluded locations" is used. Technically the number displayed is actually the number of excluded buildings. Therefore "excluded locations" text has been updated throughout

6118 Asbestos Statistics improvements, add sites to regions dropdown menu.

Enhancement for reviewing specific sites rather than always region commodity.

5164 Advance Query, typo in results column headings fixed.

Where a user list box was used in a report, the letter u appeared in the column heading to the right of the field title "Funtionu". Issue is now resolved.

5487 Terrier Module location contacts, cannot select responsibilities.

A button/link was missing from this form. Issue is now resolved.

6093 IPR Advance Query Department picker, issue prevented the popover menu from working

An issue was identified where the pop over menu would not appear if you clicked the 3 yellow blocks icon (Departments selector) in the query designer. This is resolved now

6105 Custom reports results, header is shifted out of sync by one column

Some speed improvements were made on custom reports, seems this introduced an out of sync appearance of data vs heading observed in the table output results. This is now fixed

6152 Left aside menu improvement, 'sidebar' and page content resize feature

We have added a resize feature to the left aside menu. Many clients have requested this so that they can get a wider view of the Explorer tree. This feature will be added to other menus and the pallets within each, we will include a method of persistence so that they individually hold their positions also

6209 IPR Manage drawings access, restored to users Master Publisher and Publisher, not Admins only

Some changes were made during implementation of new security services, these have now been restored with this fix

4084 Custom reports operators, selecting operator, does not trigger value input

An issue was identified when in the design process where the value could not be entered after selecting the operator. This issue is now fixed.

4841 Custom reports, mass update of data issue

Some improvements made in code execution speed

5396 Appraisal Module, survey delectionation takes several attempts to complete

For appraisals with complex content and a diversity of locations, it became necessary to make several attempts at deleting the survey and its data content. To the user this could appear that surveys cannot be deleted. This legacy code have been improved.

6220 Compliance UI appearance, Issues on UI made visible after 'Remove all' option is clicked

The left menu appeared malformed and a gap appeared between the left menu and the central article after remove all was used.

6085 Asbestos Statistics quick search, reports popover cannot be closed

This feature is found mainly on Asbestos only accounts but you can access via Asbestos Statistics under Asbestos Reports. This fix deals with a the display of the reports menu that pops open as you click the report option in the building search results. When the context menu displays there was no way to close it. To close it the user needs to mouse down in the results pane. Ideally this should close on click anywhere else, this is a known issue

IPR3.6.3.178 Improvements and fixes 28/05/21

6267 HF177 Micad360 Markers, Show asbestos items menu not appearing

The asbestos items menu does not appear when the user clicks edit. User could not add any further markers to images issue is now fixed

6274 HF177 Asbestos Statistics charts, 'cint' error observed on large accumulated data buildingwidget.asp

All charts displayed here Risk Timeline, Yearly Risk Snapshot, ACM Timeline, No Access Timeline. All charts suffer 'cint' error on huge data sets. This is now been given a large number and addressed with this fix.

IPR3.6.3.179 Improvements and fixes 10/06/21

6327 HF178 Appraisal Module data import, issue identified where currency format was applied on costs cells

An issue was identified and rectified where a user had formatted Cost 1000's using £123,567 formatted currency in the source Excel document. This formatting caused the import to stop.

IPR3.6.3.180 Improvements and fixes 22/06/21

6287 University EMR survey, this questionnaire tool set did not work after 3.6 upgrade.

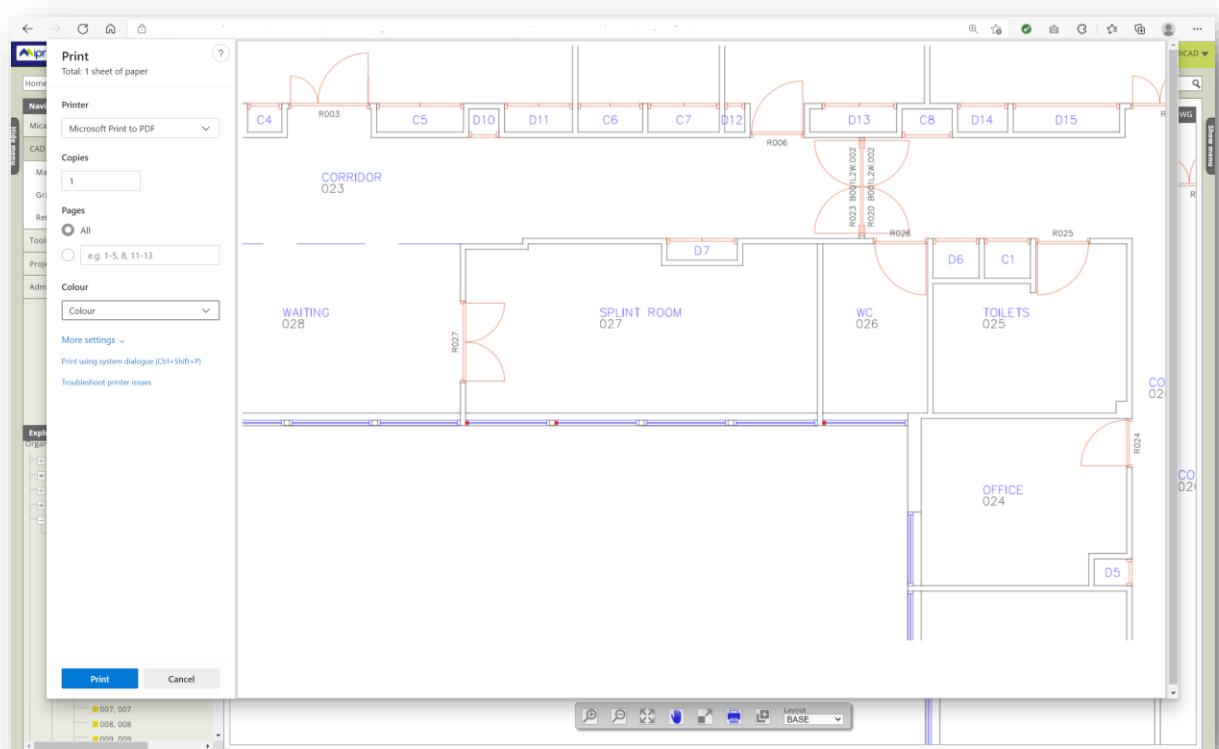
This tool EMR (Estates Management Returns) forms and sends emails to departmental contacts. The space manager users the console (Administrate > University EMR Survey) access data retrieved from department heads.

The solution uses crowdsourced by way of emailing them a like with a questionnaire that retrieves data from stakeholders. The space manager then may approve or discard the inputs from the survey console.

The EMR form uses very specific room data fields to gather its content, these fields are essential so the software now checks that the fields exist.

IPR3.7.0.10262 Release – Improvements and fixes 20/01/22

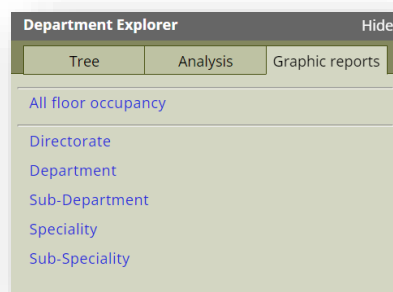
New feature for CADi Viewer prints on zoom



CADi WYSIWYG printing, What You See Is What You Get – many clients print specific areas of floor plans

The ability to print what you are viewing has now been added to CADi, in a zoomed state the print control will now print the current visible area. This feature has been added in response to user requests. CADi now prints what in view, full view is achieved by using the zoom all control first.

Automatic departmental graphic reports feature -restored



This feature (part of IPR 3.5) was omitted during the IPR 3.6 release. It has now been added to Department Explorer visible in the right aside menu at floor titled All floor occupancy

Fixes and improvements IPR3.7.0.10262

6953 Terrier, the list of floors within a building differs between the Terrier pages and the IPR pages.

Display order was different in the Terrier than the user can set in IPR

6977 IPR 3.7 CADi, print feature to allow zoomed area to be printed

CADI would only print a full floor plan. A new feature supports What You See Is What You Get

7230 IPR Compliance Document -Missing Publisher SQL Server Error

An issue occurred where a deleted user reference could cause an SQL error

7236 IPR 3.7 Adding folders, really slow because of Audit Trail Triggers

Applied a speed up in SQL code to gain efficiency

7432 IPR 3.7 add hyperlink, at room level does not work

Fixed an issue, attempts to add a hyperlink but results in not being recorded – issue at room level only

7471 IPR 3.7, delete location process shows outdated icons

During the delete process, some status icons are not like for like as they appear in IPR

7482 IPR 3.7, CADi Viewer, degraded quality on screen and on print

While implementing zoomed print, the quality of the CAD image was being set by the screen size not the original drawing. This feature has never been released in production until it was resolved.

7531 IPR 3.7 Departments, cant edit the top level name, dept explorer misses this out

There was no right click edit feature for the top level. The Department Explorer omitted showing this name.

7592 IPR 3.7 map pin popover, remove hard coded reference to "IPR 3.6 Costs"

Name change on the Map popover

IPR 3.7.0.10674 Release – Improvements and fixes 17/02/22

7279 IPR 3.7 Micad360, there's no way to set or edit initial view

Adding the first photo and initial view is more intuitive with this new feature

7284 IPR 3.7, all pages - cursor style was defaulting to pointer instead of cursor

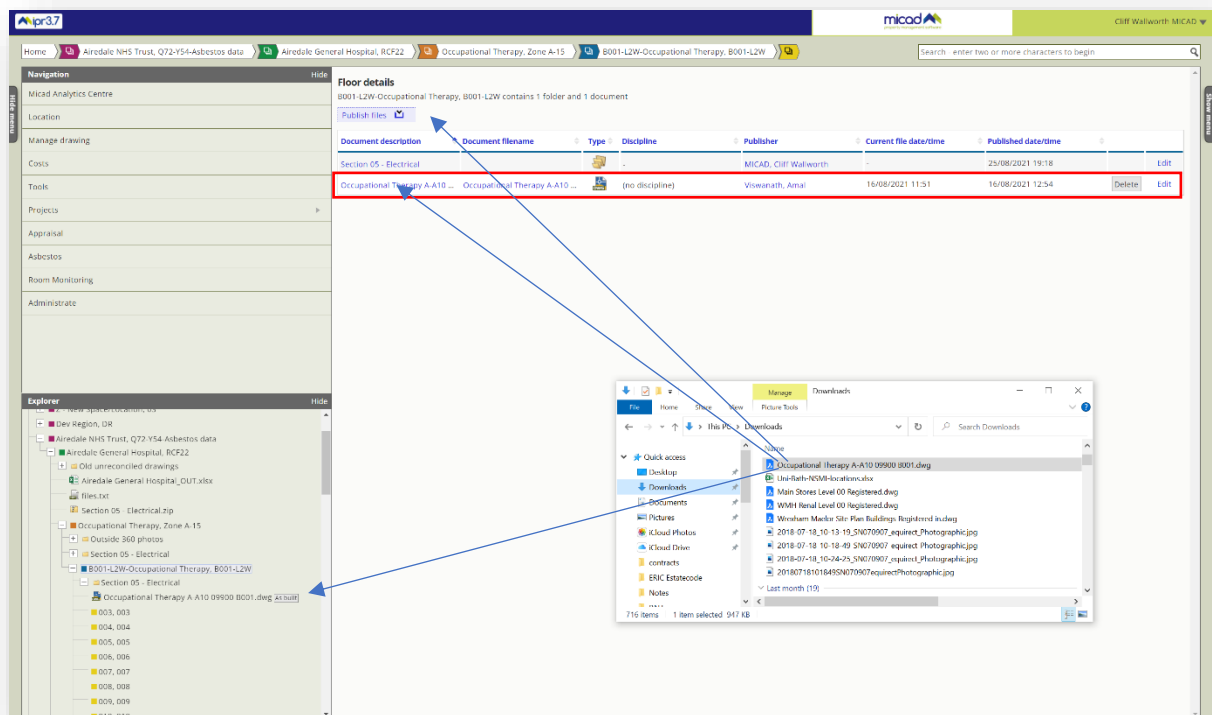
Fixed and issue where the mouse pointer was as a hand and not returned to a pointer

7598 Security vulnerability, global_search.asp - Open Redirect

Security improvements

7652 IPR 3.7 FileStore did not pickup the date time of a file in IPR

This issue was generally identified around drawing exchange. IPR did not update the file date immediately and particularly with As-Built DWG exchanges. A file new replacement process to simplify updating old files. If the file exists in IPR, you can change it with ease.



Drag and drop from your desktop if you have existing files to update or change version (new drawing example)

A new feature has been added to directly improve the change process. Just drag your new version file (with the same like-for-like name) on top of the old IPR file. The publishing upload process will guide you through the possible choices for file replacement. This direct change process will match the filename in IPR and its existing place of the FileStore. Uploading a new file (dragging on top of the old) overwrites the original file in FileStore. Make sure you observe and understand messages that relate to potential overwrite of original files.

If you want two (or more) of the same file (versions) together in IPR, this is possible but you must place the files in different folders on FileStore.

7654 IPR 3.7 Admin IPR folder permissions for user Admin – scrolling the folder page issue

From Administrate > Users its possible to globally configure any given user. The list of folders in view became truncated on some browsers leaving the list short or the checkboxes would disappear from view as you scroll.

7656 IPR 3.7 search, target IPR folder link does not produce target link

When searching for a folder, the results did not provide a hyperlink to the results

7666 IPR 3.7 user forms, point and click for Departments data - dropdown style

Text was central aligned, is now left aligned

7686 IPR 3.7, graphic reports Department Operator selector forgets the selection

Picking the node from department tree caused an issue with the operator selected

7687 IPR 3.7 Graphic reports, naming and saving your graphic report

We have added access to the name to Save the report on the bottom of the report you are concluding in the design section. The new position is more intuitive and the user less prone to forget to name their design.

7694 IPR 3.7 Micad360 file name causes issue linking photos via Edit mode

An issue was identified in SQL if a JPG file would contain “_” Underscore and “-” dashes

7702 Asbestos Module 3.7, MiAsbestos XML files "UserUpload" page Delete button not working.

An issue was identified where the uploaded packages from the App could not be deleted by the user.

7703 Asbestos Module 3.7, data package titles has a typo Dater should be Date

7735 IPR 3.7, Display settings - add IPR area units symbol option

The options for area units caused an issue if it would be blank

7741 Asbestos Module 3.7, New inspection page error special characters.

Certain characters entered on the inspection form could cause errors. Double && symbols could cause an error

7746 Asbestos Module 3.7, New Inspection - Reinspection comments are not saved

Relating also to 7741, dates could not be set

7653 IPR 3.7 Users, all users need to be able to edit/change their own email address

Under my details (top right) users can now edit their own email address. Note that the email must then be validated by email change process to the new address. And therefore, a password reset process must take place.

Administrators, may edit their own email address as well as all other users.

IPR 3.7.0. 10753 Release – Improvements and fixes 25/02/22

7489 RUM Client Room Booker - can't get past Ts&Cs

Fixed an issue with Room Utilization Module log on page

7561 IPR 3.7, CADi Viewer popover reveals Asbestos content

Future feature support for new CADi V2 to provide hover and on-click data drill down

7745 IPR 3.7 Appraisal Module, users list is too small and fiddley

Drop down unnecessary small, now expanded and added company name too

7747 IPR 3.7 Appraisal Module, Submitting the description adds extra Breaks (BR) each time

Fixes and issue with the description text box that would show a new row at each time an edit is made

7812 IPR 3.7 Appraisal Module, edit a sub-element visibility does not show existing state

Fixed and issue that could occur where editing a sub-element level showed no current state

7813 IPR 3.7 Appraisal Module, blank row appears in a survey template and user cant remove or edit

A situation could occur where a Fact could be created without a name, this left nothing to click to edit the facet content or remove it. This is now handled to prevent blank rows.

7830 IPR 3.7 Appraisal Module, New feature, a backend full estate and all facet export routine. Common use cases for 6 Facet template generation.

This is a total template manufacturer service; it is offered by Micad Professional Services (see <https://www.micad.co.uk/professional-services/>). The creation of all facet templates by site, building (floor) can be a big undertaking. The Excel files are exclusively manufactured by the system for each facet and building, this task can be programmatically scripted even though the run time is often many hours to create so many files. If you need to extract the full estate prior to your eg. 6 facet, Micad can offer this as a service and we can hand over in a ZIP portfolio. We strongly recommend running a manual pilot and verifying that the templates meet your needs before you commission this engagement with the Micad Professional Services team.

IPR 3.7.0. 11069 Release – Improvements and fixes 18/03/22

Fixes and improvements. RUM Module and other minor issues.

7779 IPR 3.7 Custom Report, output to Excel - Locations with # in Description Will Not Export

Cant write a disk file named with a hash, removed the preceding hash if a user has this character in a location name

7790 IPR 3.7 Advanced search, feature (P, MP) as well as Admin(A)

Feature requested by a client, to extend access to users below admin.

7855 RUM issues when clicking Pending Clients Approval

7915 IPR 3.7 Graphic reports to be available to P MP A

Feature requested by a client, to extend access to users below admin.

7918 IPR 3.7 security/auth RUM user type need to be autonomous from any other module/product

RUM requires a login and valid email account to meet IG requirements

7921 IPR 3.7 Appraisal module, cant delete a full survey

Issue identified where a legacy survey could not be removed

7932 IPR 3.7 Departments tree, popover shows limited fields for level > 1 depts

Naming the very top level of the department tree requires only basic information, this screen caused display issues with levels below the root.

IPR 3.7.0. 11439 Release – Improvements and fixes 08/04/22

Fixes and improvements. Graphic reports and other minor issues.

7767 IPR 3.7 Asbestos Statistics, Charts wont form if the location contains an apostrophe

The asbestos console would not render charts if locations would contain apostrophe

7835 IPR 3.7 CADi Viewer V2 hover menu and click detailing

Support for forthcoming features

7905 IPR 3.7 Licencing: RUM Clients should not consume IPR licences

7951 IPR 3.7 Disconnect users feature issues

Connections via admin section of IPR, disconnect users

7966 IPR 3.7 University EMR data input page problems

Images missing, resolved

8008 IPR 3.7 Graphic Reports, adding the legend stops the download of PDF

Download of final PDF issue resolved

8010 IPR 3.7 RUM, Cancel option not working on Session Scheduler

8011 IPR 3.7 GLN Scanner App not returning drawings

MAC API feature preparation needed to allow the drawing to pass to the app

8080 IPR 3.7 Manage cached status of drawings error

Cache status bad character issue fixed

IPR 3.7.0. 12194 Release – Improvements and fixes 10/06/22

Fixes and improvements. New CADi V2 has asbestos module interaction with drawing risk graphic report.

7836 IPR 3.7 CADi Viewer, to be named CADi Viewer V2

This new feature is now enabled. CAD Viewer will be titled CADi V2 accordingly.

7837 IPR 3.7 CADi Viewer V2, Asbestos hover menu to show additional row

Removed items added to hover menu only

7838 IPR 3.7 CADi Viewer V2, Asbestos on click Popover content improvements

Call out stylisation

7839 IPR 3.7 CADi Viewer V2, latency and double click possibly causing issues Pop up/Over issues

Speed increase and double click checking

8171 IPR 3.7 ERIC date built, chart is missing a 1964 value content

Chart did not display this band but menu was correct

8177 Cost Module weightings, issue reported

Corrected a weightings issue

8234 IPR 3.7 Appraisal module charts need name and purpose detail and "trial" removing

Charting toolkit license key required in prod

8294 location details, page sql connection not closed correctly

8297 IPR 3.7 Advance query, could repeat rows of same room

8332 Lease expiry reminder email sent to all users

8338 Applied Asbestos 03.07.11 audit trail IPR user Id fix

8341 Unexpected emails from leases DUPLICATE OF AX 8332

8362 IPR 3.7 Release CADi V2 features for asbestos module GR interaction

Hover and on click menus for Asbestos Graphic reports

IPR 3.7.0.12734 Release – Improvements and fixes 22/07/2022

Fixes and improvements.

8576 IPR 3.7 Compliance, IPR main left menu Compliance links

Region and Site IPR left menu to show Compliance module access to report and console

7803 IPR 3.7 FileStore last used point persistence feature required

Improvement for FileStore, right menu work area remembers the last used expand mode and scrolled vertical position in the current working session.

8457 IPR MAC worst performing elements compliance chart to have filters on elements

Part of a series of improvements to 5 Compliance charts. Worst performing elements chart has a new feature. An Exclusion list to allow granular control.

8466 IPR 3.7 Compliance, improvement on IPR documents clearer view for compliant content by showing expiry dates

Subtle productivity changes made here in the Building level documents view. Clearer bigger dashes for documents that are not related to compliance. We now show the expire dates for valid documents rather than a blank cell. Full detail on tool tips to identify element and failing reason without having to click to a further page.

8557 IPR 3.7 Compliance Report, improve UX features

Productivity changes made here given consideration to the value of screen area. Users that monitor their status sitting on this page appreciate, larger reviewing space. Screen real estate is key for large portfolios (Y axis) and diverse element lists (X axis). The legend area now has an expand/collapse to release screen area. The compliance table data has had a 25% vertical increase overall. A new full screen feature fires out a full-page view and this second page uses traditional cell background colours rather than IPR 3.7 circular icons for risk.

6650 IPR 3.7 FileStore, mass publish of huge content truncated without error

More user feedback upon error

7841 IPR 3.7 Asbestos importer XML file preview appears blank

Improvement to review app data packages

8309 IPR 3.7 Asbestos module, titles are wrong way round

Fixes and issue with the Hidden and Default titles appearing swapped in the Survey Type.

8357 Asbestos Reinspection page XML transfer of data not allowing special characters in Photo description,filepath.

Fixes an issue & character in the text description

8358 IPR 3.7 Date order on MAC dashboard 'Compliance elements failing in 30 days' not being shown correctly

Fixed an issue where click through data from the chart 'Compliance elements failing in 30 days' exhibited strange date order

8429 IPR 3.7 Custom property search causes 404 on graphic report

Fixed an issue where click through from the results of a CP searched caused 404

8453 IPR 3.7 IPR Explorer passes no PB value so can truncate lists assuming a default of 10

If a user has more than ten folders and navigates fully (only) using IPR Explorer then exits to IPR, an unnecessarily page break would appear after ten entries. IPR location breadcrumb was not affected with this issue.

8507 IPR 3.7 Graphic Reports, Cannot Use Parenthesis when calling a sub security_inputValidationHelper.inc

8508 IPR 3.7 Asbestos Dashboard exclusion length string request exceeds the configured maxQueryStringLength value.

8543 IPR 3.7 Compliance, User console view uses ellipsis on 50 characters removed. Data export truncates text...

The content under the Notes column could be truncated to 50 characters so to avoid word wrapping. The ellipsis dots (...) passed through to exported data and caused truncation.

8545 IPR 3.7 FileStore, Published details feature used in IPR 3.6 is returned to 3.7

This omitted feature has been returned to FileStore.

Major release features and fixes IPR 3.8 Leases Module 24/10/22

Introduction of Lease Module, fixes and improvements.

8521 IPR 3.8, Asbestos register risk register page shows undefined for analyst

Data field content was omitted in summary view

8624 IPR Explorer 3.8 return of legacy feature (Uni vs NHS config switch)

Add system switch feature back from IPR 3.5, to support NHS vs Uni configs. This is a Micad backend feature.

8795 IPR 3.8 Filestore upload limit shows Submit after saying not allowed

Improve error trapping

8927 Asbestos Module, delete a whole building asbestos data tool

Client feature request, Asbestos Admins can clean out a whole building's asbestos data. All inspections go as well as all status cleared. (Use with caution, data is permanently deleted)

9079 IPR 3.8 Lease to Reports pass through link to existing Standard reports

Legacy method of getting to reports inside the Lease Module. This has been replaced with a direct link to IPR's Standard reports.

9093 IPR 3.8 Compliance report Buildings count client feature request

Improvements on the main Compliance report led to redesign where the headers (legend area) could be collapsed to improve visible screen area. The report now has a second full page view too. In both reports, a count on the buildings listed in the report helps check the data validity

9094 IPR 3.8 write a Leases user guide for 3.8 release

New lease module user guide is here.

9105 IPR 3.8 NHS ERIC 2021-22 S02 preparations

Space status content has changed for the forthcoming 21/22 ERIC return. Retail space was removed from collection.

We have made changes to the way the ERIC tools will dynamically form charts based on content in the ULB (User list box) and the ULB lookup. We noticed client have been editing our ULB lookups themselves anyway. But the charts would not respect any unknown content. We have opened up the site and floor level charts so that they will now represent whatever is in the data that comes from the lookup. Note that the format needs to include Clinical and Non-Clinical prefixes in order for the Lord Carter matrix to be formed.

Some clients seem to assume the name ERIC 2020 in the Micad data field played some part in the year of the return. The ERIC 2020 data group and list box names are purely cosmetic. Accordingly, we have removed the text 2020 from the IPR ERIC Tools titles.

8845 IPR 3.8 Leases/Terrier user list is too long Diary Emails is the same

New central security merges users from different applications, the lists of users gets long so we have filtered down users in Leases to only show users with IPR rights.

9092 IPR 3.8 Leases Search not working

The Leases Search feature slow. Code speed up improvements applied.

9095 Leases 3.8 Copy lease gives 404

During the copy process, if you answered no to copying all the sections you end up with 404 rather than returning to the page.

IPR3.8.14098 Release - Improvements and fixes 22/11/22

Lease Module new accounting feature, IPR fixes and improvements

8813 Leases 3.8 add a check box for IFRS 16 to General tab

User feedback, a checkbox is required a status indicator that could then be used on reports to pair IFRS 16 content. A Boolean status was used in the Leases database.

The screenshot shows the 'General' tab for a lease with reference code A031-001. The lease description is 'Lease of 1st floor' and the property description is 'E031-Lease of William St'. The 'IFRS 16 Accounting' checkbox is checked. The lease term starts on 24/06/2013 and ends on 01/10/2023. The term is set to 10 years or 100 days.

General	
Reference code	A031-001 Generate
Lease description	Lease of 1st floor
Description of property (Name, Location etc.)	E031-Lease of William St
Rented area	
Area type	Please select a value
Units	Please select a value
Permitted use	Please choose
	Edit permitted use type
Permitted use (one off)	<type here for one off permitted use>
Agreement type	
Agreement	Leasehold
	Edit agreement type
IFRS 16 Accounting	<input checked="" type="checkbox"/>
Term of lease	
Commencement date (*)	24/06/2013
Estimated	<input type="checkbox"/>
Expiry	
None	<input type="checkbox"/>
Expiry date	01/10/2023
Expiry notice	0
Include expiry date in diary	<input type="checkbox"/>
Term (years)	10
Term (days)	100

User guide has now been updated to include this feature too.

A new example report for Leases 3.8 has been written to show how IFRS 16 status is expressed when delivered to screen or .

Expires	Amount Per Annum	Amount Per Period	Rent Description	Frequency of Payment	Rent Applies from	VAT Applies	IFRS 16
15/04/2014	£53,140	£13,285	Basic Rent	Usual Quarter Dates	14/12/2007	No	No

You may have your own requirements for Leases report where the IFRS 16 column could be needed. If you would like existing reports updated so that this column can be used to pair properties, please create a mock-up example in Excel and pass the request to Micad support.

9204 Asbestos Graphic report is incomplete for one client

Situation on high performance architecture has occurred where graphic reports assumed a finished state too early for the DB to respond to. Implemented a new status in the DOCMON to ensure final handover is completed.

9280 Leases 3.8 beta feedback fixes implemented

9547 Asbestos uploads files clear down script

Backend schedule to clear uploaded packages from the MiAsbestos App. Too many of these file cause the import page to load very slowly.

9192 Create IPR Liveness Probe Endpoint

Backend feature to monitor and record container state

9655 IPR folders, user rights table has broken HTML. Won't submit updates on rights

An issue was identified where the user rights table of check boxes would become disrupted by the header falling into the main rights table. Resulted in an issue where rights could not be changed. Issue was corrected.

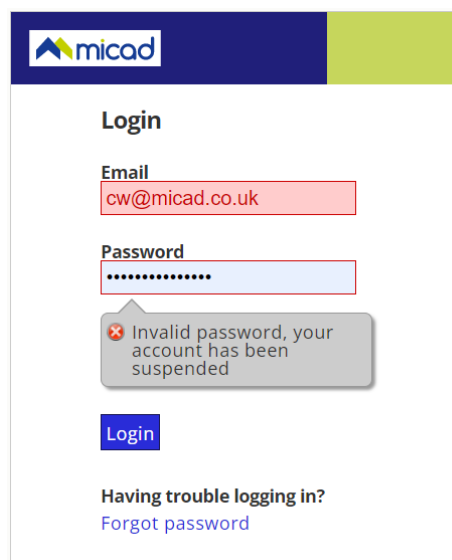
9665 Security enhancement. Login 3 failed attempts uses 3 strike and out. Add "Unsuspend" features

We have added further login security with 'Anti hammer'. To prevent repeated password guessing attempts. This method is put in place to expose these attempts. A genuine user can release themselves with a password reset.

If your users fail password input 3 times, their account will be suspended.

There a two choices to free a suspended account, in this order to mitigate:

- 1. They should click Reset password (from the login page) and create a new password – the restart the login process again with their fresh credentials*
- 2. For unsolicited attempts, an IPR Admin releases the account under Users > Select the user > Edit user > Unsuspend*

The image shows a web browser window displaying the Micad login page. At the top, there is a blue header with the Micad logo. Below the header, the page has a white background. The word "Login" is centered at the top of the form area. There are two input fields: "Email" with the value "cw@micad.co.uk" and "Password" with masked characters. Below the password field, a grey message box with a red 'x' icon states: "Invalid password, your account has been suspended". At the bottom of the form, there is a blue "Login" button. Below the button, the text "Having trouble logging in?" is followed by a blue link "Forgot password".

Account suspended is a security feature, ask users to preform password reset (Click Forgot password)

9588 Add RUM Client links to sidebar

9443 Create sps to merge one accounts user's data into another accounts user

9487 IPR 3.8 creating folders, timeout experienced on 113 locations only

Improved SQL to facilitate this action with large portfolios

9667 Add/Edit folder pages don't show folder path links

Enhancement to provide a return link and visual reassurance where a folder will be created

8099 IPR 3.8 RUM add new feature for user account self register

9403 SQL fixes to support Estate terrier Portal 3

8980 IPR 3.8 Extend the discipline field length to 50 chars (Client request feature)

Considerations were to extend from 30 characters, we have chosen to extend to 50. You can now have up to 50 characters in a discipline value.

9327 Asbestos importer master spreadsheet creation fault

9338 Create SPM for BricsCAD 23

Space Planning Module now works with BricsCAD 23

9379 IPR 3.8 RUM calendar text is not clear contrast, cant be read easy.

White text on light grey background made clearer (client request)

9394 Folders not deleting from empty folders list

9621 Micad360, deleted asbestos does not remove marker

9666 Appraisal - Totals columns not aligning with the headers correctly

9463 Terrier - cannot add edit a valuer

9486 Property page errors for all leases when a new location is added

9519 Edit_report.asp page gives 404 error. On all 3.8 systems

Page missing issue fixed

9216 Clicking on the users in the Asbestos Module the page is not loading

Page taking too long when user list grows. Page breaks needed and now implemented See Asbestos module user manual

9291 Asbestos spreadsheet importer add asbestos location photo support (Client feature request)

New feature. See Asbestos module user manual

9292 Asbestos importer (Client feature request) add location text to Asbestos module

New feature. See Asbestos module user manual

9375 Add multiple asbestos location photographs (Client feature request)

New feature See Asbestos module user manual

9399 Display asbestos location images in risk and event schedules (Client feature request) customisation

New feature. See Asbestos module user manual

9400 Add pagination to the asbestos users page

Improvement. See Asbestos module user manual

9514 Graphic report design page errors when selecting values.

Issue fixed calling graphic report query designer

9607 Inspection photographs popover on risk and events schedule shows misleading information (Client feature request)

9623 Reinstate missing dimension unit on summary page

See Asbestos module user manual

8085 IPR 3.8 Administrate > users needs filters by product

Tidier solution using a combo with distinct values rather than some products listed at the top of the page

8102 IPR 3.8 Asbestos module, NSMI mass update tool is ambiguous when looking at existing data

Improvement. See Asbestos module user manual

IPR3.8.20965 Rollup Release - Improvements and fixes 15/05/24

This is IPR's last 3.8 release and therefore, a final rollup release.

7467 Design alteration, add Excel export button to Appraisal Query results

8888 Explorer Cut and paste from right click menu does not work with Folders at block level.

Files associated with Compliance module cannot be moved since they are essential content linked with Compliance management. This was not clear to the user and the files would simply appear to go back to their original place. A message will now be shown that informs the user. If users need to move these files, they must be first disassociated from the compliance module. To do this Un-check the Document is part of a compliance element

9217 Design cosmetic, update Terrier old style popovers to new UI style

9508 Design logic update, Terrier is missing some mandatory field validation after UI align

9546 Design change, Increase Terrier attachment URL column size from 255 to 1024 chars

9853 Instigate potential SQL error when editing a document, a drawing attachment
Localised issue related to endemic user data

9978 Design change, Terrier, Add two new fields (what3words & UPRN)
New feature for Terrier, Geographic data, add support for new geographical building/block references What3words and UPRN.

10204 Cosmetic title correction to alignment, User Forms data field not aligning under heading

10306 Fixed an issue in the Leases Search feature that caused error
Issue prevented the search feature from working and showed an error, fixed

10509 Fixed an issue in Diary date picker control feature
Issue with Date picker, either mouse or keyboard, fixed

10761 IPR 3.8 Custom Property results column has no title
Added the column title to the search results table

10762 Fixed an issue in Terrier, unable add spaces to car parks

10837 Adding costs per M2 to cost module. Possible improvement on rounding numbers calculations.
Review only exercise, rounded numbers post processing to 2 decimal places via the Costs Module. Calculations performed are complex especially during weighted scenarios, this fundamentally requires round numbers to become deeply extrapolated. Use a Cost report to show the deep decimal place scope if needed.

11124 UI Fixed an issue for Terrier, unable to delete linked documents

11362 UI Fixed an issue for Leases, uploading new documents

11410 UI design change, Pop overs hidden in Manage hierarchy structure

- 11426 IPR 3.8 Department Occupancy page format error, remove the chart frame**
Remove a chart that's not needed as part of this feature. Equivalent charts are replaced in the right IPR menu
- 11457 Design improvement, Leases Module when clicking Property tab, slow.**
SQL improvements make query more efficient
- 11474 Fixed an issue RUM, allow clashing bookings option is ignored**
Fixed an issue when this option is unchecked, it was ignored.
- 11481 Fixed an issue with RUM portal showing on Left IPR Menu when no RUM permissions are set but IPR permission set to subscriber**
- 11493 Fixed an issue where IPR 3.8 Departmental Occupancy feature shows no results when used at room level.**
- 11513 Fixed an issue where leases Property page could show an error**
- 11553 Design alteration, FileStore, displayed unhandled error**
Issue identified where a user's view on folders expand/collapsed state persistence is cached. The cache index string could become corrupt where there are millions of entries (files and folders). The index is automatically rebuilt at container restart, however If you see this message, and it repeats each time you open Filestore in the same place, contact Micad support, they can force the cache to be refreshed.
- 11567 Design change Leases module Rentals received/paid radio button save broken; annual amount decimals rounded up**
- 11593 Fixed an issue where IPR 3.8 Assign Reports Access to Another User, page shows 404**
- 11702 Fixed an issue where Terrier occupancy chart graphic links showed 404**
- 11829 Fixed an issue IPR 3.8 360 where a subscriber was shown user rights allows edit marker**
- 11990 Fixed an issue where, the left menu link for IPR Publisher did not show with Leases edit permission**
- 12214 Fixed an issue classic IPR Forms, Department sharing feature popover menu caused 404**
- 12222 Fixed an issue with Compliance User matrix, user can not be Unchecked from Admin mode**
- 12363 Improve performance of Asbestos Report (AIS excel)**

12168 New feature for NHS ERIC site form, add support for S10 car parks

New features and methods to maintain compatibility of data for the NHS ERIC 2022-23 definitions.

We have modified and the NHS ERIC site form to reflect changes visible in the new data definitions. There are more values required 2022-23. Assuming you have these kind of space allocations within the Trust.

*For **ERIC S02**, there are new extended space status to add to your IPR ERIC, these come from the (S02 section S02_05 through S02_32.*

To be added by an Admin user of IPR. At room level, go to Tools, Property information, ERIC Space Status. In the custom property data group named 2020 ERIC, you will see a field named ERIC Space Status. Its content is comma separated you, can edit the string add the new Status to the end of the existing entries.

Property information

Selected group: 2020 ERIC Space Status

Manage fields & groups

Fields in current group

ERIC Space Status: Clinical Space - Private Patient S02_05, Clinical Space - Pathology Chemical S02_06, Clinical Space - Patholog

Submit Cancel

[Guest view](#) | [Publisher view](#)

Use a text editor or create the extended list in CSV format. One long string is used, a comma between and no space between each is required. Leave the original string unchanged, just add the new values as needed at the end. Click submit to save the field look values.

- Non-Clinical Space - 111 Contact Centre S02_19
- Non-Clinical Space - 999 Contact Centre S02_20
- Non-Clinical Space - PTS Contact Centre S02_21
- Non-Clinical Space - Hub (make ready station) S02_22
- Non-Clinical Space - Spoke S02_23
- Non-Clinical Space - Ambulance Station S02_24
- Non-Clinical Space - Patient Transport Services S02_25
- Non-Clinical Space - Training S02_26
- Non-Clinical Space - Corporate S02_27
- Non-Clinical Space - Fleet Workshop S02_28
- Non-Clinical Space - Hazardous Area Response Team (HART) S02_29
- Non-Clinical Space - Masts S02_30
- Non-Clinical Space - Logistics Store S02_31
- Non-Clinical Space - Other - Areas NOT included in S02_19 to S02_31 S02_32

Note. *It is essential to use the format specified here so that charts can provide both data sets from one single field. Clinical/Non-Clinical is derived from here as well as the space status. Test your results by changing some data and then check the ERIC Site charts and legend are showing correctly.*

If you have any questions or need assistance please contact Micad support.

ERIC S10 Car Parks

Use the Terrier at Site level to allocate your Site car parks, in the format that can be made available for export for ERIC. You can define your own types and space definitions.

S10 Space types:

- S10_03 Designated disabled
- S10_03 Designated disabled (Leased In)
- S10_04 Electric vehicle charging points
- S10_04 Electric vehicle charging points (Leased In)
- Residential Parking Space

S10 Carpark Types:

- Multi-storey car park
- Open car park
- Temporary car park
- Residential car park

If the ERIC S10 codes change by name or code, you can edit and update the master definitions in the terrier.

To create Car parks in Terrier, at Site level go to Terrier, Location information, External spaces, Add carparking facilities.

Once you have created a Carpark, to add spaces, Click Edit. Click Add spaces, you can add individual space type counts. To define specifically in line with ERIC naming conventions, use the Edit Parking type to define the names to use during lookups.

Once complete the ERIC Site form will show a table breakdown and totals for the site. Use the Export to Excel to extract the data and manipulate if needed.

Car parking

 Export to Excel

Site car parks	Type	Responsibility	Total spaces	Pay & Display	Reserved	S10.03 Designated disabled	S10.03 Designated disabled Staff	S10.03 Designated disabled Visitor	S10.04 Electric vehicle charging	Staff
CPZ001 - ED Drop-off Canopy - (A&E)	Open car park 4 (Drop Off)	AGHS Security	4	0	0	0	0	0	4	0
CPZ002 - ED Ambulances Only - (A&E)	Open car park 6 (Hospital Transport)	AGHS Security	6	0	0	0	0	0	6	0
CPZ003 - Antenatal & Children's OPD - Building 22	18 (P&D) 2 (Res) 2 (Blue) 2 (Pick Up)	AGHS Security	24	18	2	0	0	2	2	0
CPZ004 - Main Entrance - Priority Staff Bartered	32 (Staff)	AGHS Security	32	0	0	0	0	0	0	32
CPZ005 - Central Facilities - (Redundant)	Open car park	AGHS Security	17	0	0	1	0	0	1	15
CPZ006 - Central Stores - Building 9	Residential	AGHS Security	9	0	0	0	0	0	0	9
CPZ007 - Child Development - Building 15	Open car park	AGHS Security	15	13	0	2	0	0	0	0
CPZ008 - Mobility Services - Building 16	Open car park	AGHS Security	30	23	0	7	0	0	0	0
CPZ009 - Day Hospital - Zone D	Open car park	AGHS Security	20	0	0	3	2	0	0	15
CPZ010 - Day Nursery - Building 10	Open car park	AGHS Security	5	0	0	0	0	0	5	0
CPZ011 - Diabetics Centre - Building 17	Open car park	AGHS Security	28	18	0	2	0	0	0	8
CPZ012 - Car Park P2 - Staff Only	Temporary car park	AGHS Security	47	45	0	2	0	0	0	0
CPZ013 - Labour Ward Staff and Drop-Off - Building	Open car park	AGHS Security	12	0	0	0	0	0	0	12
CPZ014 - Beach Car Park - Staff	Open car park drop off	AGHS Security	7	0	4	0	0	0	0	3
CPZ015 - Labour Admissions - Building	Open car park	AGHS Security	20	6	0	0	0	0	0	14
CPZ016 - Laundry Courtyard - Buildings 3,4,5,6,7	Open car park	AGHS Security	17	0	3	0	0	0	0	14
CPZ017 - Main Entrance - Drop Off Only	Open car park	AGHS Security	17	0	0	4	0	0	1	12
CPZ018 - Car Park P1 - (Barriered) Visitors	Open car park visitor and staff	AGHS Security	157	157	0	0	0	0	0	0
CPZ019 - Health & Wellbeing - Building 11	Open car park	AGHS Security	18	0	6	0	0	0	0	12
CPZ020 - Outpatients Entrance - Zone A1	Open car park	AGHS Security	50	34	0	16	0	0	0	0
CPZ021 - Rear of Social Services - Building 19	Open car park	AGHS Security	20	0	0	0	0	0	0	20
CPZ022 - Rear Perimeter Road - Staff	Open car park	AGHS Security	44	0	0	0	0	0	0	44
CPZ023 - Side of Works Dept.	Open car park	AGHS Security	8	0	0	0	0	0	0	8
CPZ024 - Car Park P3 (Barriered) - Visitors & Staf	Multi-storey visitor	NCP	616	117	0	0	0	0	0	499
CPZ025 - Estates Maintenance - Building 8	Open car park	AGHS Security	12	0	0	0	0	0	0	12
CPZ026 - AAU - NHS Staff Only	Open car park	AGHS Security	4	0	0	0	0	0	4	0
Total			1239	431	15	37	2	2	23	729

The example suggests how space types can be named that include the ERIC S10 codes.

<END>